


**STATEMENT OF APPROVED, BUDGET, UTILIZATION, DISBURSEMENTS AND
As of the Quarter Ending SEPTEMBER 2022**

Department: **STATE UNIVERSITIES AND COLLEGES**
 Agency: **ILOILO STATE COLLEGE OF FISHERIES**
 Operating Unit:
 Organizational Code (UACS):
 Fund Cluster **07-Trust Receipts**

Source Agencies and Projects	U A C 2	Unexpended 2021	Approved Budget				Budget Utilization						
			1st Quarter ending March 31	2nd Quarter ending June 30	3rd Quarter ending Sept. 30	4th Quarter ending Dec. 31	Total Budget	1st Quarter ending March 31	2nd Quarter ending June 30	3rd Quarter ending Sept. 30	4th Quarter ending Dec. 31	Total	1st Quarter ending March 31
						4.00	5=[3+(-)4]	6	7	8.00	9	10= (6+7+8+9)	11
BFAR-Philippine National Aquaculture Project													
PS		-	24,000.00	#	#	-	24,000.00	-	-	24,000.00	-	24,000.00	-
MOOE		-	874,000.00			-	874,000.00	125,925.00	240,000.00	32,000.00	-	397,925.00	125,925.00
CO		-	-			-	-	-	-	-	-	-	-
DA-RSBSA													
PS		-	161,400.00	#	#	-	161,400.00	-	53,800.00	-	-	53,800.00	-
MOOE		-	1,531,094.30			-	1,531,094.30	-	534,467.58	357,343.06	-	891,810.64	-
CO		-	477,334.70			-	477,334.70	-	332,596.00	-	-	332,596.00	-
BFAR-Fund Transfer for Fisheries Extension Project on Technology Demonstration													
PS		-	-	#	#	-	-	-	-	-	-	-	-
MOOE		132,952.54	-			-	132,952.54	-	-	-	-	-	-
CO		-	-			-	-	-	-	-	-	-	-
Real Time Monitoring System with Cloud Integration													
PS		307,600.00	-	#	#	-	307,600.00	-	228,800.00	78,800.00	-	307,600.00	-
MOOE		1,598,475.50	-			-	1,598,475.50	27,600.00	468,864.60	100,540.14	190,584.25	787,588.99	27,600.00
CO		360,000.00	-			-	360,000.00	49,599.00	455,609.00	-	-	505,208.00	49,599.00
CHED-Fisheries and Marine Science Museum and La Guerta De ISCOF Animal Ville													
PS		-	-	#	#	-	-	-	-	-	-	-	-
MOOE		3,991,879.25	-			-	3,991,879.25	45,489.43	1,117,359.62	472,090.50	1,830,397.51	3,465,337.06	45,489.43
CO		5,950,000.00	-			-	5,950,000.00	-	1,235,795.00	895,084.29	297,888.00	2,428,767.29	-
CHED- Transfer for Milkfish Farming and Processing ISCOFs Niche for Redefining													
PS		450,000.00	-	#	#	-	-	28,497.82	-	71,040.19	-	99,538.01	28,497.82
MOOE		3,550,000.00	-			-	-	388,565.35	477,260.00	152,845.00	369,696.59	1,388,366.94	388,565.35
CO		-	-			-	-	-	-	356,626.00	-	356,626.00	-
BLUE SWIMMING													
PS		-	-	#	#	-	-	-	-	-	-	-	-


MOOE					-	-			-	-	
CO					-	-			64,888.00	64,888.00	-
PCAARRD-RAISE											
PS			#		90,000.00	90,000.00			52,500.00	37,500.00	90,000.00
MOOE					862,549.00	862,549.00			48,964.00	393,296.41	442,260.41
CO					65,000.00	65,000.00			-	-	-
Upgrading of University Hotel as Training Facility for HM students/Fund from CHED											
PS	26,400.00	477,300.00	#	#	-	477,300.00	31,610.00	-	-	-	31,610.00
MOOE	288,281.57	-			-	-	-	-	-	-	-
CO	14,610,000.00	22,142,850.00			-	22,142,850.00	-	-	5,913,300.80	5,913,300.80	-
ISCOF Collaborative Actions in Response to Educational Setback(CARES)-CHED											
PS	26,400.00	26,400.00	#	#	-	26,400.00	24,700.05	-	30,663.33	-	24,700.05
MOOE	288,281.57	288,281.57			-	288,281.57	48,603.33	76,849.64	22,193.60	125,452.97	48,603.33
CO					-	-	-	-	-	-	-
I AM SMART Project ISCOFs Automated Management of Sustainable, Modern And Responsive Technologies)- CHED											
PS			#	#	-	-	-	-	-	-	-
MOOE		477,300.00			-	477,300.00	-	-	477,300.00	477,300.00	-
CO		22,142,850.00			-	22,142,850.00	-	-	22,142,850.00	22,142,850.00	-
GRAND TOTAL	31,265,588.86	25,687,979.00	#	#	1,017,549.00	57,971,116.86	697,286.60	5,221,401.44	31,293,028.91	3,119,362.76	5,918,688.04
PS	784,000.00	662,700.00	#	#	90,000.00	1,536,700.00	60,107.82	282,600.00	257,003.52	37,500.00	342,707.82
MOOE	9,561,588.86	2,405,094.30	#	#	862,549.00	12,829,232.16	587,579.78	2,914,801.44	1,663,276.30	2,783,974.76	3,502,381.22
CO	20,920,000.00	22,620,184.70	#	#	65,000.00	43,605,184.70	49,599.00	2,024,000.00	29,372,749.09	297,888.00	2,073,599.00

Certified Correct:


 ATTY JOEY B. MONDERO, CPA
 ACCOUNTANT III


Date: October 28, 2022

Recommending Approval:


 JOHNNY B. DOLOR, Ed. D.
 VP FOR ADMINISTRATIVE AFFAIRS

Date: October 28, 2022

Approved By:


 NORDY D. SIASON JR., Ed.D., CESO VI
 SUC PRESIDENT II

Date: October 28, 2022

ID BALANCES FOR TRUST RECEIPTS

12

Disbursements				Balances		
2nd Quarter ending June 30	3rd Quarter ending Sept. 30	4th Quarter ending Dec. 31	Total	Unutilized Budget	Unpaid Utilization	(10-15) = (17+18)
12	13	14	15=(11+12+13+14)	16=(5-10)	17	18
-	24,000.00	-	24,000.00	-	-	
240,000.00	32,000.00	-	397,925.00	476,075.00	-	
-	-	-	-	-	-	
53,800.00	-	-	53,800.00	107,600.00	-	
534,032.58	250,318.53	105,095.53	889,446.64	639,283.66	2,364.00	
332,596.00	-	-	332,596.00	144,738.70	-	
-	-	-	-	-	-	
-	-	-	-	132,952.54	-	
-	-	-	-	-	-	
228,800.00	78,800.00	-	307,600.00	-	-	
461,264.60	108,140.14	167,384.25	764,388.99	810,886.51	23,200.00	
455,609.00	-	10,300.00	515,508.00	(145,208.00)	(10,300.00)	
-	-	-	-	-	-	
1,102,861.62	486,588.50	1,748,038.51	3,382,978.06	526,542.19	82,359.00	
955,853.00	1,175,026.29	297,888.00	2,428,767.29	3,521,232.71	-	
-	71,040.19	-	99,538.01	(99,538.01)	-	
467,360.00	83,384.81	323,020.64	855,925.35	(1,388,366.94)	532,441.59	
-	-	356,626.00	356,626.00	(356,626.00)	-	
-	-	-	-	-	-	

	-	-	-	-	-	-
-	64,888.00	-	64,888.00	(64,888.00)	-	-
-	52,500.00	37,500.00	90,000.00	-	-	-
	48,964.00	168,597.41	217,561.41	420,288.59	224,699.00	-
-	-	-	-	65,000.00	-	-
-	-	-	31,610.00	445,690.00	-	-
-	-	-	-	-	-	-
-	5,913,300.80	-	5,913,300.80	16,229,549.20	-	-
-	30,663.33	-	24,700.05	1,699.95	-	-
76,849.64	22,193.60	-	125,452.97	162,828.60	-	-
-	-	-	-	-	-	-
-	-	-	-	-	-	-
-	477,300.00	-	477,300.00	-	-	-
-	22,142,850.00	-	22,142,850.00	-	-	-
4,909,026.44	31,061,958.19	3,214,450.34	5,606,313.04	282,600.00	257,003.52	-
282,600.00	257,003.52	37,500.00	342,707.82	282,600.00	257,003.52	-
2,882,368.44	1,508,889.58	2,512,136.34	3,469,948.22	-	-	-
1,744,058.00	29,296,065.09	664,814.00	1,793,657.00	-	-	-

|