



**STATEMENT OF APPROVED, BUDGET, UTILIZATION , DISBURSEMENTS AND BALANCES FOR TRUST RECEIPTS
As of the Quarter Ending December 31, 2023**


Department: State Univeristy and Colleges
 Agency: ILOILO STATE UNIVERSITY OF FISHERIES SCIENCE AND TECHNOLOGY
 Operating Unit:
 Organizational Code (UACS):
 Fund Cluster

FAR 6 - Special Projects

Source Agencies and Projects	Unexpended 2022	Approved Budget					Budget Utilization					Disbursements					Balances		
		1st Quarter ending March 31	2nd Quarter ending June 30	3rd Quarter ending Sept. 30	4th Quarter ending Dec. 31	Total Budget	1st Quarter ending March 31	2nd Quarter ending June 30	3rd Quarter ending Sept. 30	4th Quarter ending Dec. 31	Total	1st Quarter ending March 31	2nd Quarter ending June 30	3rd Quarter ending Sept. 30	4th Quarter ending Dec. 31	Total	Unutilized Budget	Unpaid Utilization (10-15) = (17+18)	
																		Due and Demandable/ Accounts Payable	Not Yet Due and Demandable
DOST VI-HOT Based Real Time Monitoring System with Cloud Integration						-										-	-	-	-
PS	-	-	-	-	-	-	-	-	-	-	-	-	-	-	-	-	-	-	-
MOOE	565,678.51	-	-	-	-	565,678.51	34,978.57	59,300.00	260,291.00	-	354,569.57	58,478.57	59,300.00	-	-	117,778.57	211,108.94	236,791.00	-
CO	100,000.00	-	-	-	-	100,000.00	-	-	98,700.00	-	98,700.00	-	-	-	-	-	1,300.00	98,700.00	-
CHED- Transfer for Milkfish Farming and Processing ISCOFs Niche for Redefining						-										-	-	-	-
PS	40,000.00	-	-	-	-	40,000.00	37,796.36	-	-	-	37,796.36	37,796.36	-	-	-	37,796.36	2,203.64	-	-
MOOE	2,115,469.05	-	-	-	-	2,115,469.05	268,901.14	-	485,400.00	-	754,301.14	377,077.28	10,500.00	-	-	387,577.28	1,361,167.91	366,723.86	-
CO	-	-	-	-	-	-	-	-	-	-	-	-	-	-	-	-	-	-	-
PCAARRD-RAISE						-										-	-	-	-
PS	40,000.00	-	-	-	-	40,000.00	-	-	38,389.50	-	38,389.50	-	-	-	-	-	1,610.50	38,389.50	-
MOOE	380,400.59	-	-	468,321.00	293,616.33	1,142,337.92	28,256.07	157,692.50	160,186.49	202,853.30	548,988.36	256,145.07	157,692.50	4,570.00	197,833.04	616,240.61	593,349.56	(67,252.25)	-
CO	-	-	-	-	-	-	-	-	-	-	-	-	-	-	-	-	-	-	-
DA- Buildings Resilience in Developing Goat Multiplier Eterprise (Bridge)						-										-	-	-	-
PS	-	-	-	-	-	-	-	-	-	-	-	-	-	-	-	-	-	-	-
MOOE	-	337,000.00	-	-	-	337,000.00	-	-	-	-	-	-	-	-	-	-	337,000.00	-	-
CO	-	2,163,000.00	-	-	-	2,163,000.00	1,194,528.54	-	-	-	1,194,528.54	-	1,122,936.22	-	-	1,122,936.22	968,471.46	71,592.32	-
GRAND TOTAL	3,241,548.15	2,500,000.00	-	468,321.00	293,616.33	6,503,485.48	1,564,460.68	216,992.50	1,042,966.99	202,853.30	3,027,273.47	729,497.28	1,350,428.72	4,570.00	197,833.04	2,282,329.04	3,476,212.01	744,944.43	-
PS	80,000.00	-	-	-	-	80,000.00	37,796.36	-	38,389.50	-	76,185.86	37,796.36	-	-	-	37,796.36	3,814.14	38,389.50	-
MOOE	3,061,548.15	337,000.00	-	468,321.00	293,616.33	4,160,485.48	332,135.78	216,992.50	905,877.49	202,853.30	1,657,859.07	691,700.92	227,492.50	4,570.00	197,833.04	1,121,596.46	2,502,626.41	536,262.61	-
CO	100,000.00	2,163,000.00	-	-	-	2,263,000.00	1,194,528.54	-	98,700.00	-	1,293,228.54	-	1,122,936.22	-	-	1,122,936.22	969,771.46	170,292.32	-

Certified Correct:

 LEONELSON B. CORRAL, CPA
 ACCOUNTANT III
 Date: March .08, 2024

Recommending Approval:

 JOHNNY B. DOLOR, Ed. D.
 VP FOR ADMINISTRATIVE AFFAIRS
 Date: March .08, 2024

Approved By:

 NORDY D. SIASON JR., Ed.D., CESO II
 SUC PRESIDENT II
 Date: March .08, 2024