

QUARTERLY REPORT OF REVENUE AND OTHER RECEIPTS


As at the Quarter Ending September 30, 2023

Department State Universities and Colleges (SUCs)
 Agency/Entity Iloilo State College of Fisheries
 Operating Unit < not applicable >
 Organization Code 08 062 000000
 Fund Cluster 05 - Internally Generated Funds


Classification/Sources of Revenue and Other Receipts	UACS CODE	REVENUE TARGET (Annual) per BESF	Actual Revenue and Other Receipts Collections					Cumulative Remittance/Deposits to Date			Variance		Remarks
			1st Quarter Ending March 31	2nd Quarter Ending June 30	3rd Quarter Ending September 30	4th Quarter Ending December 31	Total	Remittance to BTr	Deposited with AGDB	Total	Amount	%	
1	2	3	4	5	6	7	8=(4+5+6+7)	9	10	11=(9+10)	12=(8-3)	13=(1	14
Internally Generated Funds		80,639,000.00	64,776,290.85	8,385,576.59	62,346,607.56	0.00	135,508,475.00	0.00	64,776,290.85	64,776,290.85	54,869,475.00	68 %	
Non-Revenue Collections/Other		80,639,000.00	64,776,290.85	8,385,576.59	62,346,607.56	0.00	135,508,475.00	0.00	64,776,290.85	64,776,290.85	54,869,475.00	68 %	
Cash Receipts		80,639,000.00	64,776,290.85	8,385,576.59	62,346,607.56	0.00	135,508,475.00	0.00	64,776,290.85	64,776,290.85	54,869,475.00	68 %	
Non-Tax		80,639,000.00	64,776,290.85	8,385,576.59	62,346,607.56	0.00	135,508,475.00	0.00	64,776,290.85	64,776,290.85	54,869,475.00	68 %	
Registration Fees	4020102000	1,268,000.00	721,580.00	276,900.00	700,100.00	0.00	1,698,580.00	0.00	721,580.00	721,580.00	430,580.00	34 %	
Clearance Fees	4020104001	45,000.00	34,700.00	0.00	40,550.00	0.00	75,250.00	0.00	34,700.00	34,700.00	30,250.00	67 %	
Other Service Income	4020199099	2,465,000.00	597,154.57	530,450.00	855,116.06	0.00	1,982,720.63	0.00	597,154.57	597,154.57	(482,279.37)	-20 %	
Tuition Fees	4020201001	47,749,000.00	35,282,167.28	5,639,718.50	34,171,779.50	0.00	75,093,665.28	0.00	35,282,167.28	35,282,167.28	27,344,665.28	57 %	
Income Collected from Students	4020201002	25,856,000.00	27,390,402.00	1,048,211.90	26,221,810.00	0.00	54,660,423.90	0.00	27,390,402.00	27,390,402.00	28,804,423.90	111 %	
Rent/Lease Income	4020205000	342,000.00	170,404.00	174,791.00	153,498.00	0.00	498,693.00	0.00	170,404.00	170,404.00	156,693.00	46 %	
Income from Hostels/Dormitories and other Like facilities	4020213000	102,000.00	43,775.00	33,200.00	27,150.00	0.00	104,125.00	0.00	43,775.00	43,775.00	2,125.00	2 %	
Other Business Income	4020299099	2,812,000.00	536,108.00	682,305.19	176,604.00	0.00	1,395,017.19	0.00	536,108.00	536,108.00	(1,416,982.81)	-50 %	
GRAND TOTAL		80,639,000.00	64,776,290.85	8,385,576.59	62,346,607.56	0.00	135,508,475.00	0.00	64,776,290.85	64,776,290.85	54,869,475.00	68 %	

This report was generated using the Unified Reporting System on October 25, 2023 4:15 PM; Status : SUBMITTED


Certified Correct:


LEONE SOL B. CORRAL, CPA
 Accountant III

Recommending Approval:


JOHNNY B. DOLOR, Ed.D.
 Vice President for Administrative Affairs

Approved By:


NORDY D. SIASON, JR., Ed.D. CESO VI
 SUC President II