




QUARTERLY REPORT OF REVENUE AND OTHER RECEIPTS
As at the Quarter Ending December 31, 2024


Department : State Universities and Colleges (SUCs)
 Agency/Entity : Iloilo State College of Fisheries
 Operating Unit : < not applicable >
 Organization Code : 08 062 0000000
 Fund Cluster : 05 - Internally Generated Funds

Classification/Sources of Revenue and Other Receipts	UACS CODE	REVENUE TARGET (Annual) per BESF	Actual Revenue and Other Receipts Collections					Cumulative Remittance/Deposits to Date			Variance		Remarks
			1st Quarter Ending March 31	2nd Quarter Ending June 30	3rd Quarter Ending September	4th Quarter Ending December 31	Total	Remittance to BTr	Deposited with AGDB	Total	Amount	%	
1	2	3	4	5	6	7	8=(4+5+6+7)	9	10	11=(9+10)	12=(8-3)	13=(12/13)	14
Internally Generated Funds		89,113,000.00	56,742,813.20	64,913,737.02	6,719,964.39	27,557,542.39	155,934,057.00	0.00	155,934,057.00	155,934,057.00	66,821,057.00	75 %	
Non-Revenue Collections/Other Receipts		89,113,000.00	56,742,813.20	64,913,737.02	6,719,964.39	27,557,542.39	155,934,057.00	0.00	155,934,057.00	155,934,057.00	66,821,057.00	75 %	
Cash Receipts		89,113,000.00	56,742,813.20	64,913,737.02	6,719,964.39	27,557,542.39	155,934,057.00	0.00	155,934,057.00	155,934,057.00	66,821,057.00	75 %	
Non-Tax		89,113,000.00	56,742,813.20	64,913,737.02	6,719,964.39	27,557,542.39	155,934,057.00	0.00	155,934,057.00	155,934,057.00	66,821,057.00	75 %	
Registration Fees	4020102000	1,804,000.00	832,894.00	894,030.00	150,600.00	444,750.00	2,322,274.00	0.00	2,322,274.00	2,322,274.00	518,274.00	29 %	
Clearance Fees	4020104001	50,000.00	31,700.00	13,350.00	3,800.00	0.00	48,850.00	0.00	48,850.00	48,850.00	(1,150.00)	-2 %	
Other Service Income	4020199099	2,712,000.00	547,436.00	2,127,550.90	1,914,198.00	400,607.00	4,989,791.90	0.00	4,989,791.90	4,989,791.90	2,277,791.90	84 %	
Tuition Fees	4020201001	52,524,000.00	33,479,691.81	33,452,788.50	3,331,164.90	14,632,415.90	84,896,061.11	0.00	84,896,061.11	84,896,061.11	32,372,061.11	62 %	
Income Collected from Students	4020201002	28,442,000.00	21,151,864.19	27,830,997.50	848,922.50	11,045,812.50	60,877,596.69	0.00	60,877,596.69	60,877,596.69	32,435,596.69	114 %	
Rent/Lease Income	4020205000	376,000.00	163,574.00	117,493.00	53,126.20	93,475.99	427,669.19	0.00	427,669.19	427,669.19	51,669.19	14 %	
Income from Hostels/Dormitories and other Like facilities	4020213000	112,000.00	54,975.00	13,750.00	26,100.00	56,450.00	151,275.00	0.00	151,275.00	151,275.00	39,275.00	35 %	
Other Business Income	4020299099	3,093,000.00	480,678.20	463,777.12	392,052.79	884,031.00	2,220,539.11	0.00	2,220,539.11	2,220,539.11	(872,460.89)	-28 %	
GRAND TOTAL		89,113,000.00	56,742,813.20	64,913,737.02	6,719,964.39	27,557,542.39	155,934,057.00	0.00	155,934,057.00	155,934,057.00	66,821,057.00	75 %	

Certified Correct:

 LEONELSON B. CORRAL, CPA
 Accountant III
 Date: January 30, 2025

Certified Correct:

 ATTY. CHITO JOHN J. COLONIA, CPA
 Chief Administrative Officer-Finance
 Date: January 30, 2025

Recommending Approval:

 JOHNNY B. DOLOB, Ed.D.
 VP-Admin Affairs
 Date: January 30, 2025

Approved by:

 NORBY D. SIASON JR., Ed. D., CESO VI
 University President
 Date: January 30, 2025