


QUARTERLY REPORT OF REVENUE AND OTHER RECEIPTS

As at the Quarter Ending December 31, 2022


Department State Universities and Colleges (SUCs)
Agency Iloilo State College of Fisheries
Operating Unit < not applicable >
Organization Code (IIACS) 08 062 0000000
Fund Cluster 05 - Internally Generated Funds

Classification/Sources of Revenue and Other Receipts	UACS CODE	REVENUE TARGET (Annual) per BESF	Actual Revenue and Other Receipts Collections					Cumulative Remittance/Deposits to Date			Variance	
			1st Quarter Ending March 31	2nd Quarter Ending June 30	3rd Quarter Ending Sept. 30	4th Quarter Ending Dec. 31	Total	Remittance to BTr	Deposited with AGDB	TOTAL	Amount	%
1	2	3	4	5	6	7	8={6+(-)7}-8+9	9	10	11=(9+10)	12=(8-3)	13=(12/3)
Internally Generated Funds		142,249,000.00	7,917,522.36	8,038,277.54	50,530,800.16	28,745,472.73	95,232,072.79	0.00	95,232,072.79	95,232,072.79	(47,016,927.21)	-33 %
Non-Revenue Collections/Other Receipts		142,249,000.00	7,917,522.36	8,038,277.54	50,530,800.16	28,745,472.73	95,232,072.79	0.00	95,232,072.79	95,232,072.79	(47,016,927.21)	-33 %
Cash Receipts		142,249,000.00	7,917,522.36	8,038,277.54	50,530,800.16	28,745,472.73	95,232,072.79	0.00	95,232,072.79	95,232,072.79	(47,016,927.21)	-33 %
Non-Tax		142,249,000.00	7,917,522.36	8,038,277.54	50,530,800.16	28,745,472.73	95,232,072.79	0.00	95,232,072.79	95,232,072.79	(47,016,927.21)	-33 %
Registration Fees	4020102000	1,500,000.00	307,025.00	302,730.00	701,700.00	320,570.00	1,632,025.00	0.00	1,632,025.00	1,632,025.00	132,025.00	9 %
Clearance Fees	4020104001	216,000.00	1,000.00	9,850.00	52,650.00	58,650.00	122,150.00	0.00	122,150.00	122,150.00	(93,850.00)	-43 %
Other Service Income	4020199099	3,500,000.00	415,292.00	849,541.33	842,539.66	557,893.17	2,665,266.16	0.00	2,665,266.16	2,665,266.16	(834,733.84)	-24 %
Tuition Fees	4020201001	73,720,000.00	4,663,986.92	4,844,550.02	27,722,038.00	16,372,132.43	53,602,707.37	0.00	53,602,707.37	53,602,707.37	(20,117,292.63)	-27 %
Income Collected from Students	4020201002	59,335,000.00	1,508,089.06	1,453,179.00	20,763,471.00	10,432,836.35	34,157,575.41	0.00	34,157,575.41	34,157,575.41	(25,177,424.59)	-42 %
Rent/Lease Income	4020205000	1,000,000.00	30,430.00	54,065.50	104,067.50	128,962.50	317,525.50	0.00	317,525.50	317,525.50	(682,474.50)	-68 %
Income from Hostels/Dormitories and other Like facilities	4020213000	978,000.00	11,903.48	14,276.13	11,989.00	37,529.78	75,698.39	0.00	75,698.39	75,698.39	(902,301.61)	-92 %
Other Business Income	4020299099	2,000,000.00	979,795.90	510,085.56	332,345.00	836,898.50	2,659,124.96	0.00	2,659,124.96	2,659,124.96	659,124.96	33 %
TOTAL		142,249,000.00	7,917,522.36	8,038,277.54	50,530,800.16	28,745,472.73	95,232,072.79	0.00	95,232,072.79	95,232,072.79	(47,016,927.21)	-33 %


Certified Correct:


 ATTY JOEY B. MONDERO, CPA
 Accountant III

Recommending Approval:


 JOHNNY B. DOLOR, EdD.
 VP-Administrative Affairs

Approved By:


 NORDY D. SIASON, JR. EdD., CESO VI
 SUC President II