

## MONTHLY REPORT OF DISBURSEMENTS

For the month of June 2022

**Department** State Universities and Colleges (SUCs)  
**Agency/Entity** Iloilo State College of Fisheries  
**Operating Unit** < not applicable >  
**Organization Code (UACS)** 08 062 0000000  
**Fund Cluster** 01 Regular Agency Fund

Particulars	Current Year Budget					Prior Year's Budget						
	PS	MOOE	FinEx	CO	TOTAL	Prior Year's Accounts Payable					Current Year's A	
						PS	MOOE	FinEx	CO	Sub-Total	PS	MOOE
1	2	3	4	5	6=(2+3+4+5)	7	8	9	10	11=(7+8+9+10)	12	13
CASH DISBURSEMENTS	15,133,096.77	4,483,630.26	0.00	2,445,997.23	22,062,724.26	0.00	2,760.00	0.00	5,483,578.49	5,486,338.49	0.00	0.00
Notice of Cash Allocation (NCA)	15,133,096.77	4,483,630.26	0.00	2,445,997.23	22,062,724.26	0.00	2,760.00	0.00	5,483,578.49	5,486,338.49	0.00	0.00
MDS Checks Issued	4,876,967.57	1,451,433.58	0.00	1,273,010.49	7,601,411.64	0.00	0.00	0.00	4,744,966.85	4,744,966.85	0.00	0.00
Advice to Debit Account	10,256,129.20	3,032,196.68	0.00	1,172,986.74	14,461,312.62	0.00	2,760.00	0.00	738,611.64	741,371.64	0.00	0.00
Notice of Transfer Allocations (NTA)	0.00	0.00	0.00	0.00	0.00	0.00	0.00	0.00	0.00	0.00	0.00	0.00
MDS Checks Issued	0.00	0.00	0.00	0.00	0.00	0.00	0.00	0.00	0.00	0.00	0.00	0.00
Advice to Debit Account	0.00	0.00	0.00	0.00	0.00	0.00	0.00	0.00	0.00	0.00	0.00	0.00
Working Fund for FAPs	0.00	0.00	0.00	0.00	0.00	0.00	0.00	0.00	0.00	0.00	0.00	0.00
Cash Disbursement Ceiling (CDC)	0.00	0.00	0.00	0.00	0.00	0.00	0.00	0.00	0.00	0.00	0.00	0.00
<b>TOTAL CASH DISBURSEMENTS</b>	<b>15,133,096.77</b>	<b>4,483,630.26</b>	<b>0.00</b>	<b>2,445,997.23</b>	<b>22,062,724.26</b>	<b>0.00</b>	<b>2,760.00</b>	<b>0.00</b>	<b>5,483,578.49</b>	<b>5,486,338.49</b>	<b>0.00</b>	<b>0.00</b>
NON-CASH DISBURSEMENTS	1,325,591.06	213,421.13	0.00	67,312.86	1,606,325.05	0.00	0.00	0.00	447,786.90	447,786.90	0.00	0.00
Tax Remittance Advices Issued (TRA)	1,325,591.06	213,421.13	0.00	67,312.86	1,606,325.05	0.00	0.00	0.00	447,786.90	447,786.90	0.00	0.00
Non-Cash Availment Authority (NCAA)	0.00	0.00	0.00	0.00	0.00	0.00	0.00	0.00	0.00	0.00	0.00	0.00
Disbursements effected through outright deductions from claims (please specify...)	0.00	0.00	0.00	0.00	0.00	0.00	0.00	0.00	0.00	0.00	0.00	0.00
Overpayment of expenses(e.g. personnel benefits)	0.00	0.00	0.00	0.00	0.00	0.00	0.00	0.00	0.00	0.00	0.00	0.00
Restitution for loss of government property	0.00	0.00	0.00	0.00	0.00	0.00	0.00	0.00	0.00	0.00	0.00	0.00
Liquidated damages and similar claims	0.00	0.00	0.00	0.00	0.00	0.00	0.00	0.00	0.00	0.00	0.00	0.00
Others (TEF, BTT-Documentary Stamp Tax, etc.)	0.00	0.00	0.00	0.00	0.00	0.00	0.00	0.00	0.00	0.00	0.00	0.00
<b>TOTAL NON-CASH DISBURSEMENTS</b>	<b>1,325,591.06</b>	<b>213,421.13</b>	<b>0.00</b>	<b>67,312.86</b>	<b>1,606,325.05</b>	<b>0.00</b>	<b>0.00</b>	<b>0.00</b>	<b>447,786.90</b>	<b>447,786.90</b>	<b>0.00</b>	<b>0.00</b>
<b>GRAND TOTAL</b>	<b>16,458,687.83</b>	<b>4,697,051.39</b>	<b>0.00</b>	<b>2,513,310.09</b>	<b>23,669,049.31</b>	<b>0.00</b>	<b>2,760.00</b>	<b>0.00</b>	<b>5,931,365.39</b>	<b>5,934,125.39</b>	<b>0.00</b>	<b>0.00</b>

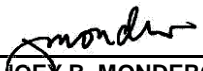
**SUMMARY**

Particulars (1)	Previous Report (2)	This Month (3)	As at Date (4)
Total Disbursement Authorities Received	127,768,932.44	23,791,111.95	151,560,044.39
NCA	120,254,530.00	21,737,000.00	141,991,530.00
NTA	0.00	0.00	0.00
Working Fund	0.00	0.00	0.00
TRA	7,514,402.44	2,054,111.95	9,568,514.39
CDC	0.00	0.00	0.00
NCAA	0.00	0.00	0.00
Less: Notice of Transfer of Allocations (NTA)* issued	0.00	0.00	0.00
Total Disbursement Authorities Available	127,768,932.44	23,791,111.95	151,560,044.39
Less:	0.00	0.00	0.00
Lapsed NCA	331.12	0.00	331.12
Disbursements	107,632,262.79	29,603,174.70	137,235,437.49
Less: Other Non-Cash Disbursements	0.00	0.00	0.00
Disbursements effected through outright deductions from claims	0.00	0.00	0.00
Overpayment of expenses(e.g. personnel benefits)	0.00	0.00	0.00
Restitution for loss of government property	0.00	0.00	0.00
Liquidated damages and similar claims	0.00	0.00	0.00
Others (e.g. TEF, BTr, Docs Stamp, etc.)	0.00	0.00	0.00
Add/Less: Adjustments (e.g. cancelled/staled checks)	0.00	0.00	0.00
Balance of Disbursement Authorities as at date	20,136,338.53	(5,812,062.75)	14,324,275.78
Total Disbursements Program	127,768,932.44	23,791,111.95	151,560,044.39
Less: *Actual Disbursements	107,632,262.79	29,603,174.70	137,235,437.49
(Over)/Under spending	20,136,669.65	(5,812,062.75)	14,324,606.90


Notes: \* The use of NTA is discouraged

Notes: \*\* Amounts should tally with the grand total disbursement (column 27).


**Certified Correct:**

  
 \_\_\_\_\_  
 ATTY JOE B. MONDERO, CPA  
 Accountant III  
 Date: JULY 8, 2022

**Recommending Approval:**

  
 \_\_\_\_\_  
 JOHNNY B. DOLAN, EdD.  
 VP-Administrative Affairs  
 Date: JULY 8, 2022

**Approved By:**

  
 \_\_\_\_\_  
 NURDY D. SIASON, Jr., EdD., CESO VI  
 SUC President II  
 Date: JULY 8, 2022

Accounts Payable			TOTAL	SUB-TOTAL	Trust Liabilities				Grand Total					Remarks
FinEx	CO	Sub-Total 16=(12+13+14)			PS	MOOE	CO	TOTAL	PS	MOOE	FinEx	CO	TOTAL	
14	15	16	17=(11+16)	18=(6+17)	19	20	21	22=(19+20+21)	23	24	25	26	27=(23+24+25+26)	28
0.00	0.00	0.00	5,486,338.49	27,549,062.75	0.00	0.00	0.00	0.00	15,133,096.77	4,486,390.26	0.00	7,929,575.72	27,549,062.75	
0.00	0.00	0.00	5,486,338.49	27,549,062.75	0.00	0.00	0.00	0.00	15,133,096.77	4,486,390.26	0.00	7,929,575.72	27,549,062.75	
0.00	0.00	0.00	4,744,966.85	12,346,378.49	0.00	0.00	0.00	0.00	4,876,967.57	1,451,433.58	0.00	6,017,977.34	12,346,378.49	
0.00	0.00	0.00	741,371.64	15,202,684.26	0.00	0.00	0.00	0.00	10,256,129.20	3,034,956.68	0.00	1,911,598.38	15,202,684.26	
0.00	0.00	0.00	0.00	0.00	0.00	0.00	0.00	0.00	0.00	0.00	0.00	0.00	0.00	
0.00	0.00	0.00	0.00	0.00	0.00	0.00	0.00	0.00	0.00	0.00	0.00	0.00	0.00	
0.00	0.00	0.00	0.00	0.00	0.00	0.00	0.00	0.00	0.00	0.00	0.00	0.00	0.00	
0.00	0.00	0.00	0.00	0.00	0.00	0.00	0.00	0.00	0.00	0.00	0.00	0.00	0.00	
0.00	0.00	0.00	0.00	0.00	0.00	0.00	0.00	0.00	0.00	0.00	0.00	0.00	0.00	
0.00	0.00	0.00	5,486,338.49	27,549,062.75	0.00	0.00	0.00	0.00	15,133,096.77	4,486,390.26	0.00	7,929,575.72	27,549,062.75	
0.00	0.00	0.00	447,786.90	2,054,111.95	0.00	0.00	0.00	0.00	1,325,591.06	213,421.13	0.00	515,099.76	2,054,111.95	
0.00	0.00	0.00	447,786.90	2,054,111.95	0.00	0.00	0.00	0.00	1,325,591.06	213,421.13	0.00	515,099.76	2,054,111.95	
0.00	0.00	0.00	0.00	0.00	0.00	0.00	0.00	0.00	0.00	0.00	0.00	0.00	0.00	
0.00	0.00	0.00	0.00	0.00	0.00	0.00	0.00	0.00	0.00	0.00	0.00	0.00	0.00	
0.00	0.00	0.00	0.00	0.00	0.00	0.00	0.00	0.00	0.00	0.00	0.00	0.00	0.00	
0.00	0.00	0.00	0.00	0.00	0.00	0.00	0.00	0.00	0.00	0.00	0.00	0.00	0.00	
0.00	0.00	0.00	447,786.90	2,054,111.95	0.00	0.00	0.00	0.00	1,325,591.06	213,421.13	0.00	515,099.76	2,054,111.95	
0.00	0.00	0.00	5,934,125.39	29,603,174.70	0.00	0.00	0.00	0.00	16,458,687.83	4,699,811.39	0.00	8,444,675.48	29,603,174.70	

