

SUMMARY OF APPROVED BUDGET, UTILIZATIONS, DISBURSEMENTS AND BALANCES BY OBJECT OF EXPENDITURES

(For Off-Budgetary Funds)

As at the Quarter Ending September 30, 2023

Department : State Universities and Colleges (SUCs)  
 Agency/Entity : Iloilo State College of Fisheries  
 Operating Unit : < not applicable >  
 Organization Code (UACS) : 08 062 000000  
 Fund Cluster : 05 - Internally Generated Funds  
 (e.g. UACS Fund Cluster: 05-Internally Generated Funds and 06-Business Related Funds)

| Particulars                                     | UACS CODE  | Approved Budget           |   |                           | Utilizations                |                            |                                 |                                |                      | Disbursements               |                            |                                 |                                |                      | Balances               |                                    |                       |
|---|------------|---------------------------|---|---------------------------|-----------------------------|----------------------------|---------------------------------|--------------------------------|----------------------|-----------------------------|----------------------------|---------------------------------|--------------------------------|----------------------|------------------------|------------------------------------|-----------------------|
|   |            | Approved Budgeted Revenue | Adjustments (Reductions, Modifications/Augmentations) | Adjusted Budgeted Revenue | 1st Quarter Ending March 31 | 2nd Quarter Ending June 30 | 3rd Quarter Ending September 30 | 4th Quarter Ending December 31 | Total                | 1st Quarter Ending March 31 | 2nd Quarter Ending June 30 | 3rd Quarter Ending September 30 | 4th Quarter Ending December 31 | Total                | Unutilized Budget      | Unpaid Obligations (10-15)=(17+18) |                       |
| 1   | 2          | 3                         | 4   | 5=[(3+(-)4)]              | 6                           | 7                          | 8                               | 9                              | 10=(6+7+8+9)         | 11                          | 12                         | 13                              | 14                             | 15=(11+12+14)        | 16=(5-10)              | 17                                 | 18                    |
| <b>SUMMARY</b>                                  |            |                           |   |                           |                             |                            |                                 |                                |                      |                             |                            |                                 |                                |                      |                        |                                    |                       |
| <b>A. AGENCY SPECIFIC BUDGET</b>                |            |                           |   |                           |                             |                            |                                 |                                |                      |                             |                            |                                 |                                |                      |                        |                                    |                       |
| <b>Personnel Services</b>                       |            | <b>7,277,670.00</b>       | <b>0.00</b>   | <b>7,277,670.00</b>       | <b>2,260,121.29</b>         | <b>4,170,219.07</b>        | <b>4,419,685.87</b>             | <b>0.00</b>                    | <b>10,850,026.23</b> | <b>2,909,021.13</b>         | <b>4,173,219.07</b>        | <b>4,416,685.87</b>             | <b>0.00</b>                    | <b>11,498,926.07</b> | <b>(3,572,356.23)</b>  | <b>0.00</b>                        | <b>(648,899.84)</b>   |
| Salaries and Wages                              | 5010100000 | 0.00                      | 0.00  | 0.00                      | 0.00                        | 0.00                       | 0.00                            | 0.00                           | 0.00                 | 0.00                        | 0.00                       | 0.00                            | 0.00                           | 0.00                 | 0.00                   | 0.00                               | 0.00                  |
| Salaries and Wages - Casual/Contractual         | 5010102000 | 0.00                      | 0.00  | 0.00                      | 0.00                        | 0.00                       | 0.00                            | 0.00                           | 0.00                 | 0.00                        | 0.00                       | 0.00                            | 0.00                           | 0.00                 | 0.00                   | 0.00                               | 0.00                  |
| Salaries and Wages - Casual/Contractual         | 5010102000 | 0.00                      | 0.00  | 0.00                      | 0.00                        | 0.00                       | 0.00                            | 0.00                           | 0.00                 | 0.00                        | 0.00                       | 0.00                            | 0.00                           | 0.00                 | 0.00                   | 0.00                               | 0.00                  |
| Other Compensation                              | 5010200000 | 7,277,670.00              | 0.00  | 7,277,670.00              | 2,260,121.29                | 4,170,219.07               | 4,419,685.87                    | 0.00                           | 10,850,026.23        | 2,909,021.13                | 4,173,219.07               | 4,416,685.87                    | 0.00                           | 11,498,926.07        | (3,572,356.23)         | 0.00                               | (648,899.84)          |
| Representation Allowance (RA)                   | 5010202000 | 383,000.00                | 0.00  | 383,000.00                | 136,000.00                  | 116,000.00                 | 116,000.00                      | 0.00                           | 368,000.00           | 136,000.00                  | 116,000.00                 | 116,000.00                      | 0.00                           | 368,000.00           | 15,000.00              | 0.00                               | 0.00                  |
| Representation Allowance (RA)                   | 5010202000 | 383,000.00                | 0.00  | 383,000.00                | 136,000.00                  | 116,000.00                 | 116,000.00                      | 0.00                           | 368,000.00           | 136,000.00                  | 116,000.00                 | 116,000.00                      | 0.00                           | 368,000.00           | 15,000.00              | 0.00                               | 0.00                  |
| Transportation Allowance (TA)                   | 5010203000 | 383,000.00                | 0.00  | 383,000.00                | 136,000.00                  | 116,000.00                 | 116,000.00                      | 0.00                           | 368,000.00           | 136,000.00                  | 116,000.00                 | 116,000.00                      | 0.00                           | 368,000.00           | 15,000.00              | 0.00                               | 0.00                  |
| Transportation Allowance (TA)                   | 5010203001 | 383,000.00                | 0.00  | 383,000.00                | 136,000.00                  | 116,000.00                 | 116,000.00                      | 0.00                           | 368,000.00           | 136,000.00                  | 116,000.00                 | 116,000.00                      | 0.00                           | 368,000.00           | 15,000.00              | 0.00                               | 0.00                  |
| Honoraria                                       | 5010210000 | 6,511,670.00              | 0.00  | 6,511,670.00              | 1,988,121.29                | 3,938,219.07               | 4,187,685.87                    | 0.00                           | 10,114,026.23        | 2,637,021.13                | 3,941,219.07               | 4,184,685.87                    | 0.00                           | 10,762,926.07        | (3,602,356.23)         | 0.00                               | (648,899.84)          |
| Honoraria - Civilian                            | 5010210001 | 6,511,670.00              | 0.00  | 6,511,670.00              | 1,988,121.29                | 3,938,219.07               | 4,187,685.87                    | 0.00                           | 10,114,026.23        | 2,637,021.13                | 3,941,219.07               | 4,184,685.87                    | 0.00                           | 10,762,926.07        | (3,602,356.23)         | 0.00                               | (648,899.84)          |
| <b>Maintenance and Other Operating Expenses</b> |            | <b>46,608,131.25</b>      | <b>0.00</b>   | <b>46,608,131.25</b>      | <b>13,378,236.52</b>        | <b>20,444,894.95</b>       | <b>31,620,781.58</b>            | <b>0.00</b>                    | <b>65,443,913.05</b> | <b>16,251,133.48</b>        | <b>21,434,266.77</b>       | <b>30,758,133.26</b>            | <b>0.00</b>                    | <b>68,443,533.51</b> | <b>(18,835,781.80)</b> | <b>1,092,338.70</b>                | <b>(4,091,959.16)</b> |
| Traveling Expenses                              | 5020100000 | 3,419,928.48              | 0.00  | 3,419,928.48              | 513,866.77                  | 968,048.25                 | 4,108,509.71                    | 0.00                           | 5,590,424.73         | 574,587.77                  | 968,048.25                 | 4,072,253.47                    | 0.00                           | 5,614,889.49         | (2,170,496.25)         | 0.00                               | (24,464.76)           |
| Traveling Expenses - Local                      | 5020101000 | 2,103,878.48              | 0.00  | 2,103,878.48              | 320,534.61                  | 968,048.25                 | 4,015,121.06                    | 0.00                           | 5,303,703.92         | 381,255.61                  | 968,048.25                 | 3,978,864.82                    | 0.00                           | 5,328,168.68         | (3,199,825.44)         | 0.00                               | (24,464.76)           |
| Traveling Expenses - Local                      | 5020101000 | 2,103,878.48              | 0.00  | 2,103,878.48              | 320,534.61                  | 968,048.25                 | 4,015,121.06                    | 0.00                           | 5,303,703.92         | 381,255.61                  | 968,048.25                 | 3,978,864.82                    | 0.00                           | 5,328,168.68         | (3,199,825.44)         | 0.00                               | (24,464.76)           |
| Traveling Expenses - Foreign                    | 5020102000 | 1,316,050.00              | 0.00  | 1,316,050.00              | 193,332.16                  | 0.00                       | 93,388.65                       | 0.00                           | 286,720.81           | 193,332.16                  | 0.00                       | 93,388.65                       | 0.00                           | 286,720.81           | 1,029,329.19           | 0.00                               | 0.00                  |
| Traveling Expenses - Foreign                    | 5020102000 | 1,316,050.00              | 0.00  | 1,316,050.00              | 193,332.16                  | 0.00                       | 93,388.65                       | 0.00                           | 286,720.81           | 193,332.16                  | 0.00                       | 93,388.65                       | 0.00                           | 286,720.81           | 1,029,329.19           | 0.00                               | 0.00                  |
| Training and Scholarship Expenses               | 5020200000 | 2,737,181.91              | 0.00  | 2,737,181.91              | 655,267.48                  | 2,003,693.95               | 3,199,083.17                    | 0.00                           | 5,858,044.60         | 665,648.78                  | 1,988,693.95               | 3,187,794.09                    | 0.00                           | 5,842,136.82         | (3,120,862.69)         | 15,907.78                          | 0.00                  |
| Training Expenses                               | 5020201000 | 2,087,181.91              | 0.00  | 2,087,181.91              | 415,329.02                  | 1,948,693.95               | 2,909,559.27                    | 0.00                           | 5,273,582.24         | 425,710.32                  | 1,948,693.95               | 2,883,270.19                    | 0.00                           | 5,257,674.46         | (3,186,400.33)         | 15,907.78                          | 0.00                  |
| Training Expenses                               | 5020201002 | 2,087,181.91              | 0.00  | 2,087,181.91              | 415,329.02                  | 1,948,693.95               | 2,909,559.27                    | 0.00                           | 5,273,582.24         | 425,710.32                  | 1,948,693.95               | 2,883,270.19                    | 0.00                           | 5,257,674.46         | (3,186,400.33)         | 15,907.78                          | 0.00                  |
| Scholarship Grants/Expenses                     | 5020202000 | 650,000.00                | 0.00  | 650,000.00                | 239,938.46                  | 55,000.00                  | 289,523.90                      | 0.00                           | 584,462.36           | 239,938.46                  | 40,000.00                  | 304,523.90                      | 0.00                           | 584,462.36           | 65,537.64              | 0.00                               | 0.00                  |
| Scholarship Grants/Expenses                     | 5020202000 | 650,000.00                | 0.00  | 650,000.00                | 239,938.46                  | 55,000.00                  | 289,523.90                      | 0.00                           | 584,462.36           | 239,938.46                  | 40,000.00                  | 304,523.90                      | 0.00                           | 584,462.36           | 65,537.64              | 0.00                               | 0.00                  |
| Supplies and Materials Expenses                 | 5020300000 | 17,276,066.31             | 0.00  | 17,276,066.31             | 2,072,148.85                | 3,374,543.34               | 7,234,209.50                    | 0.00                           | 12,680,901.69        | 2,572,879.92                | 3,528,303.34               | 6,425,121.50                    | 0.00                           | 12,526,304.76        | 4,595,104.62           | 911,201.68                         | (756,604.75)          |
| Office Supplies Expenses                        | 5020301000 | 2,981,757.24              | 0.00  | 2,981,757.24              | 34,497.00                   | 48,856.05                  | 357,760.20                      | 0.00                           | 441,113.25           | 70,197.00                   | 48,856.05                  | 357,760.20                      | 0.00                           | 476,813.25           | 2,540,643.99           | 0.00                               | (35,700.00)           |
| Office Supplies Expenses                        | 5020301002 | 2,981,757.24              | 0.00  | 2,981,757.24              | 34,497.00                   | 48,856.05                  | 357,760.20                      | 0.00                           | 441,113.25           | 70,197.00                   | 48,856.05                  | 357,760.20                      | 0.00                           | 476,813.25           | 2,540,643.99           | 0.00                               | (35,700.00)           |
| Accountable Forms Expenses                      | 5020302000 | 5,000.00                  | 0.00  | 5,000.00                  | 0.00                        | 0.00                       | 800.00                          | 0.00                           | 800.00               | 0.00                        | 0.00                       | 800.00                          | 0.00                           | 800.00               | 4,200.00               | 0.00                               | 0.00                  |
| <b>SUMMARY</b>                                  |            |                           |   |                           |                             |                            |                                 |                                |                      |                             |                            |                                 |                                |                      |                        |                                    |                       |
| <b>A. AGENCY SPECIFIC BUDGET</b>                |            |                           |   |                           |                             |                            |                                 |                                |                      |                             |                            |                                 |                                |                      |                        |                                    |                       |
| Accountable Forms Expenses                      | 5020302000 | 5,000.00                  | 0.00  | 5,000.00                  | 0.00                        | 0.00                       | 800.00                          | 0.00                           | 800.00               | 0.00                        | 0.00                       | 800.00                          | 0.00                           | 800.00               | 4,200.00               | 0.00                               | 0.00                  |
| Non-Accountable Forms Expenses                  | 5020303000 | 0.00                      | 0.00  | 0.00                      | 0.00                        | 0.00                       | 0.00                            | 0.00                           | 0.00                 | 0.00                        | 0.00                       | 0.00                            | 0.00                           | 0.00                 | 0.00                   | 0.00                               | 0.00                  |
| Non-Accountable Forms Expenses                  | 5020303000 | 0.00                      | 0.00  | 0.00                      | 0.00                        | 0.00                       | 0.00                            | 0.00                           | 0.00                 | 0.00                        | 0.00                       | 0.00                            | 0.00                           | 0.00                 | 0.00                   | 0.00                               | 0.00                  |
| Animal/Zoological Supplies Expenses             | 5020304000 | 91,089.00                 | 0.00  | 91,089.00                 | 55,753.00                   | 279,655.80                 | 88,745.00                       | 0.00                           | 424,153.80           | 55,753.00                   | 279,655.80                 | 88,745.00                       | 0.00                           | 424,153.80           | (333,064.80)           | 0.00                               | 0.00                  |
| Animal/Zoological Supplies Expenses             | 5020304000 | 91,089.00                 | 0.00  | 91,089.00                 | 55,753.00                   | 279,655.80                 | 88,745.00                       | 0.00                           | 424,153.80           | 55,753.00                   | 279,655.80                 | 88,745.00                       | 0.00                           | 424,153.80           | (333,064.80)           | 0.00                               | 0.00                  |
| Drugs and Medicines Expenses                    | 5020307000 | 0.00                      | 0.00  | 0.00                      | 0.00                        | 83,332.05                  | 0.00                            | 0.00                           | 83,332.05            | 0.00                        | 83,332.05                  | 0.00                            | 0.00                           | 83,332.05            | (83,332.05)            | 0.00                               | 0.00                  |
| Drugs and Medicines Expenses                    | 5020307000 | 0.00                      | 0.00  | 0.00                      | 0.00                        | 83,332.05                  | 0.00                            | 0.00                           | 83,332.05            | 0.00                        | 83,332.05                  | 0.00                            | 0.00                           | 83,332.05            | (83,332.05)            | 0.00                               | 0.00                  |

| Particulars  | UACS CODE  | Approved Budget           |   |                           | Utilizations                |                            |                                 |                                |              | Disbursements               |                            |                                 |                                |               | Balances          |                                    |                            |
|--|------------|---------------------------|---|---------------------------|-----------------------------|----------------------------|---------------------------------|--------------------------------|--------------|-----------------------------|----------------------------|---------------------------------|--------------------------------|---------------|-------------------|------------------------------------|----------------------------|
|  |            | Approved Budgeted Revenue | Adjustments (Reductions, Modifications/Augmentations) | Adjusted Budgeted Revenue | 1st Quarter Ending March 31 | 2nd Quarter Ending June 30 | 3rd Quarter Ending September 30 | 4th Quarter Ending December 31 | Total        | 1st Quarter Ending March 31 | 2nd Quarter Ending June 30 | 3rd Quarter Ending September 30 | 4th Quarter Ending December 31 | Total         | Unutilized Budget | Unpaid Obligations (10-15)=(17+18) |                            |
|  |            |                           |   |                           |                             |                            |                                 |                                |              |                             |                            |                                 |                                |               |                   | Due and Demandable                 | Not Yet Due and Demandable |
| 1  | 2          | 3                         | 4   | 5=[(3+(-)4)]              | 6                           | 7                          | 8                               | 9                              | 10=(6+7+8+9) | 11                          | 12                         | 13                              | 14                             | 15=(11+12+14) | 16=(5-10)         | 17                                 | 18                         |
| Medical, Dental and Laboratory Supplies Expenses       | 5020308000 | 385,519.90                | 0.00  | 385,519.90                | 33,120.00                   | 94,281.70                  | 74,450.00                       | 0.00                           | 201,851.70   | 33,120.00                   | 127,401.70                 | 74,450.00                       | 0.00                           | 234,971.70    | 183,668.20        | 0.00                               | (33,120.00)                |
| Medical, Dental and Laboratory Supplies Expenses       | 5020308000 | 385,519.90                | 0.00  | 385,519.90                | 33,120.00                   | 94,281.70                  | 74,450.00                       | 0.00                           | 201,851.70   | 33,120.00                   | 127,401.70                 | 74,450.00                       | 0.00                           | 234,971.70    | 183,668.20        | 0.00                               | (33,120.00)                |
| Fuel, Oil and Lubricants Expenses                      | 5020309000 | 501,014.00                | 0.00  | 501,014.00                | 17,160.00                   | 199,485.08                 | 309,489.36                      | 0.00                           | 526,134.44   | 17,160.00                   | 199,485.08                 | 309,489.36                      | 0.00                           | 526,134.44    | (25,120.44)       | 0.00                               | 0.00                       |
| Fuel, Oil and Lubricants Expenses                      | 5020309000 | 501,014.00                | 0.00  | 501,014.00                | 17,160.00                   | 199,485.08                 | 309,489.36                      | 0.00                           | 526,134.44   | 17,160.00                   | 199,485.08                 | 309,489.36                      | 0.00                           | 526,134.44    | (25,120.44)       | 0.00                               | 0.00                       |
| Agricultural and Marine Supplies Expenses              | 5020310000 | 731,762.74                | 0.00  | 731,762.74                | 268,596.00                  | 198,031.50                 | 263,545.50                      | 0.00                           | 730,173.00   | 268,596.00                  | 198,031.50                 | 263,545.50                      | 0.00                           | 730,173.00    | 1,589.74          | 0.00                               | 0.00                       |
| Agricultural and Marine Supplies Expenses              | 5020310000 | 731,762.74                | 0.00  | 731,762.74                | 268,596.00                  | 198,031.50                 | 263,545.50                      | 0.00                           | 730,173.00   | 268,596.00                  | 198,031.50                 | 263,545.50                      | 0.00                           | 730,173.00    | 1,589.74          | 0.00                               | 0.00                       |
| Textbooks and Instructional Materials Expenses         | 5020311000 | 350,000.00                | 0.00  | 350,000.00                | 0.00                        | 53,760.00                  | 613,000.00                      | 0.00                           | 666,760.00   | 0.00                        | 53,760.00                  | 613,000.00                      | 0.00                           | 666,760.00    | (316,760.00)      | 0.00                               | 0.00                       |
| Textbooks and Instructional Materials Expenses         | 5020311001 | 350,000.00                | 0.00  | 350,000.00                | 0.00                        | 53,760.00                  | 613,000.00                      | 0.00                           | 666,760.00   | 0.00                        | 53,760.00                  | 613,000.00                      | 0.00                           | 666,760.00    | (316,760.00)      | 0.00                               | 0.00                       |
| Military, Police and Traffic Supplies Expenses         | 5020312000 | 0.00                      | 0.00  | 0.00                      | 0.00                        | 0.00                       | 0.00                            | 0.00                           | 0.00         | 0.00                        | 0.00                       | 0.00                            | 0.00                           | 0.00          | 0.00              | 0.00                               | 0.00                       |
| Military, Police and Traffic Supplies Expenses         | 5020312000 | 0.00                      | 0.00  | 0.00                      | 0.00                        | 0.00                       | 0.00                            | 0.00                           | 0.00         | 0.00                        | 0.00                       | 0.00                            | 0.00                           | 0.00          | 0.00              | 0.00                               | 0.00                       |
| Chemical and Filtering Supplies Expenses               | 5020313000 | 0.00                      | 0.00  | 0.00                      | 0.00                        | 0.00                       | 0.00                            | 0.00                           | 0.00         | 0.00                        | 0.00                       | 0.00                            | 0.00                           | 0.00          | 0.00              | 0.00                               | 0.00                       |
| Chemical and Filtering Supplies Expenses               | 5020313000 | 0.00                      | 0.00  | 0.00                      | 0.00                        | 0.00                       | 0.00                            | 0.00                           | 0.00         | 0.00                        | 0.00                       | 0.00                            | 0.00                           | 0.00          | 0.00              | 0.00                               | 0.00                       |
| Semi-Expendable Machinery and Equipment Expenses       | 5020321000 | 5,863,748.37              | 0.00  | 5,863,748.37              | 518,220.00                  | 366,999.00                 | 3,117,531.07                    | 0.00                           | 4,002,750.07 | 862,557.00                  | 366,999.00                 | 2,816,943.07                    | 0.00                           | 4,046,499.07  | 1,860,998.30      | 177,670.00                         | (221,419.00)               |
| Semi-Expendable Machinery and Equipment Expenses       | 5020321000 | 0.00                      | 0.00  | 0.00                      | 0.00                        | 0.00                       | 0.00                            | 0.00                           | 0.00         | 0.00                        | 0.00                       | 0.00                            | 0.00                           | 0.00          | 0.00              | 0.00                               | 0.00                       |
| Machinery  | 5020321001 | 0.00                      | 0.00  | 0.00                      | 0.00                        | 0.00                       | 0.00                            | 0.00                           | 0.00         | 0.00                        | 0.00                       | 0.00                            | 0.00                           | 0.00          | 0.00              | 0.00                               | 0.00                       |
| Office Equipment                                       | 5020321002 | 1,240,265.62              | 0.00  | 1,240,265.62              | 387,430.00                  | 22,812.00                  | 297,500.00                      | 0.00                           | 707,742.00   | 445,230.00                  | 22,812.00                  | 221,100.00                      | 0.00                           | 689,142.00    | 532,523.62        | 18,600.00                          | 0.00                       |
| Information and Communications Technology Equipment    | 5020321003 | 3,338,454.17              | 0.00  | 3,338,454.17              | 61,850.00                   | 289,987.00                 | 1,369,674.00                    | 0.00                           | 1,721,511.00 | 87,980.00                   | 289,987.00                 | 1,239,474.00                    | 0.00                           | 1,617,441.00  | 1,616,943.17      | 104,070.00                         | 0.00                       |
| Agricultural and Forestry Equipment                    | 5020321004 | 20,400.00                 | 0.00  | 20,400.00                 | 0.00                        | 0.00                       | 0.00                            | 0.00                           | 0.00         | 0.00                        | 0.00                       | 0.00                            | 0.00                           | 0.00          | 20,400.00         | 0.00                               | 0.00                       |
| Marine and Fishery Equipment                           | 5020321005 | 0.00                      | 0.00  | 0.00                      | 0.00                        | 0.00                       | 0.00                            | 0.00                           | 0.00         | 0.00                        | 0.00                       | 0.00                            | 0.00                           | 0.00          | 0.00              | 0.00                               | 0.00                       |
| Communications Equipment                               | 5020321007 | 8,000.00                  | 0.00  | 8,000.00                  | 0.00                        | 0.00                       | 0.00                            | 0.00                           | 0.00         | 0.00                        | 0.00                       | 0.00                            | 0.00                           | 0.00          | 8,000.00          | 0.00                               | 0.00                       |
| Disaster Response and Rescue Equipment                 | 5020321008 | 8,736.00                  | 0.00  | 8,736.00                  | 0.00                        | 0.00                       | 4,200.00                        | 0.00                           | 4,200.00     | 0.00                        | 0.00                       | 0.00                            | 0.00                           | 0.00          | 4,536.00          | 4,200.00                           | 0.00                       |
| Military Police and Security Equipment                 | 5020321009 | 31,867.68                 | 0.00  | 31,867.68                 | 0.00                        | 0.00                       | 0.00                            | 0.00                           | 0.00         | 0.00                        | 0.00                       | 0.00                            | 0.00                           | 0.00          | 31,867.68         | 0.00                               | 0.00                       |
| Medical Equipment                                      | 5020321010 | 92,840.00                 | 0.00  | 92,840.00                 | 0.00                        | 0.00                       | 0.00                            | 0.00                           | 0.00         | 0.00                        | 0.00                       | 0.00                            | 0.00                           | 0.00          | 92,840.00         | 0.00                               | 0.00                       |
| Printing Equipment                                     | 5020321011 | 0.00                      | 0.00  | 0.00                      | 0.00                        | 0.00                       | 0.00                            | 0.00                           | 0.00         | 159,910.00                  | 0.00                       | 0.00                            | 0.00                           | 159,910.00    | 0.00              | 0.00                               | (159,910.00)               |
| Sports Equipment                                       | 5020321012 | 336,678.00                | 0.00  | 336,678.00                | 31,440.00                   | 0.00                       | 30,043.00                       | 0.00                           | 61,483.00    | 129,125.00                  | 0.00                       | (8,945.00)                      | 0.00                           | 120,180.00    | 275,195.00        | 0.00                               | (58,697.00)                |
| <b>SUMMARY</b>   |            |                           |   |                           |                             |                            |                                 |                                |              |                             |                            |                                 |                                |               |                   |                                    |                            |
| <b>A. AGENCY SPECIFIC BUDGET</b>                       |            |                           |   |                           |                             |                            |                                 |                                |              |                             |                            |                                 |                                |               |                   |                                    |                            |
| Technical and Scientific Equipment                     | 5020321013 | 511,075.50                | 0.00  | 511,075.50                | 0.00                        | 2,900.00                   | 326,128.92                      | 0.00                           | 329,028.92   | 0.00                        | 2,900.00                   | 275,328.92                      | 0.00                           | 278,228.92    | 182,046.58        | 50,800.00                          | 0.00                       |
| Other Machinery and Equipment                          | 5020321099 | 275,431.40                | 0.00  | 275,431.40                | 37,500.00                   | 51,300.00                  | 1,089,985.15                    | 0.00                           | 1,178,785.15 | 40,312.00                   | 51,300.00                  | 1,089,985.15                    | 0.00                           | 1,181,597.15  | (903,353.75)      | 0.00                               | (2,812.00)                 |
| Semi-Expendable Furniture, Fixtures and Books Expenses | 5020322000 | 1,538,991.31              | 0.00  | 1,538,991.31              | 232,781.68                  | 415,566.00                 | 808,645.00                      | 0.00                           | 1,456,992.68 | 345,673.00                  | 376,416.00                 | 300,145.00                      | 0.00                           | 1,022,234.00  | 81,998.63         | 733,531.68                         | (298,773.00)               |
| Furniture and Fixtures                                 | 5020322001 | 1,093,991.31              | 0.00  | 1,093,991.31              | 232,781.68                  | 405,946.00                 | 508,500.00                      | 0.00                           | 1,147,227.68 | 46,900.00                   | 366,796.00                 | 0.00                            | 0.00                           | 413,696.00    | (53,236.37)       | 733,531.68                         | 0.00                       |
| Books  | 5020322002 | 445,000.00                | 0.00  | 445,000.00                | 0.00                        | 9,620.00                   | 300,145.00                      | 0.00                           | 309,765.00   | 298,773.00                  | 9,620.00                   | 300,145.00                      | 0.00                           | 608,538.00    | 135,235.00        | 0.00                               | (298,773.00)               |
| Other Supplies and Materials                           | 5020399000 | 4,827,123.75              | 0.00  | 4,827,123.75              | 912,021.17                  | 1,634,576.16               | 1,600,243.37                    | 0.00                           | 4,146,840.70 | 919,823.92                  | 1,794,366.16               | 1,600,243.37                    | 0.00                           | 4,314,433.45  | 680,283.05        | 0.00                               | (167,592.75)               |
| Other Supplies and Materials                           | 5020399000 | 4,827,123.75              | 0.00  | 4,827,123.75              | 912,021.17                  | 1,634,576.16               | 1,600,243.37                    | 0.00                           | 4,146,840.70 | 919,823.92                  | 1,794,366.16               | 1,600,243.37                    | 0.00                           | 4,314,433.45  | 680,283.05        | 0.00                               | (167,592.75)               |
| Utility Expenses                                       | 5020400000 | 1,738,788.40              | 0.00  | 1,738,788.40              | 1,200,901.84                | 1,623,111.34               | 755,865.22                      | 0.00                           | 3,579,878.40 | 1,200,901.84                | 1,623,111.34               | 755,865.22                      | 0.00                           | 3,579,878.40  | (1,841,090.00)    | 0.00                               | 0.00                       |
| Water Expenses   | 5020401000 | 106,000.00                | 0.00  | 106,000.00                | 7,100.97                    | 127,245.55                 | 5,848.61                        | 0.00                           | 140,195.13   | 7,100.97                    | 127,245.55                 | 5,848.61                        | 0.00                           | 140,195.13    | (34,195.13)       | 0.00                               | 0.00                       |
| Water Expenses   | 5020401000 | 106,000.00                | 0.00  | 106,000.00                | 7,100.97                    | 127,245.55                 | 5,848.61                        | 0.00                           | 140,195.13   | 7,100.97                    | 127,245.55                 | 5,848.61                        | 0.00                           | 140,195.13    | (34,195.13)       | 0.00                               | 0.00                       |
| Electricity Expenses                                   | 5020402000 | 1,632,788.40              | 0.00  | 1,632,788.40              | 1,193,800.87                | 1,495,865.79               | 750,016.61                      | 0.00                           | 3,439,683.27 | 1,193,800.87                | 1,495,865.79               | 750,016.61                      | 0.00                           | 3,439,683.27  | (1,806,894.87)    | 0.00                               | 0.00                       |
| Electricity Expenses                                   | 5020402000 | 1,632,788.40              | 0.00  | 1,632,788.40              | 1,193,800.87                | 1,495,865.79               | 750,016.61                      | 0.00                           | 3,439,683.27 | 1,193,800.87                | 1,495,865.79               | 750,016.61                      | 0.00                           | 3,439,683.27  | (1,806,894.87)    | 0.00                               | 0.00                       |
| Communication Expenses                                 | 5020500000 | 1,867,276.00              | 0.00  | 1,867,276.00              | 426,879.31                  | 583,851.91                 | 620,777.44                      | 0.00                           | 1,631,508.66 | 424,675.07                  | 586,551.91                 | 620,777.44                      | 0.00                           | 1,632,004.42  | 235,767.34        | 204.24                             | (700.00)                   |


| Particulars  | UACS CODE  | Approved Budget           |   |                           | Utilizations                |                            |                                 |                                |               | Disbursements               |                            |                                 |                                |               | Balances          |                                    |                            |
|--|------------|---------------------------|---|---------------------------|-----------------------------|----------------------------|---------------------------------|--------------------------------|---------------|-----------------------------|----------------------------|---------------------------------|--------------------------------|---------------|-------------------|------------------------------------|----------------------------|
|  |            | Approved Budgeted Revenue | Adjustments (Reductions, Modifications/Augmentations) | Adjusted Budgeted Revenue | 1st Quarter Ending March 31 | 2nd Quarter Ending June 30 | 3rd Quarter Ending September 30 | 4th Quarter Ending December 31 | Total         | 1st Quarter Ending March 31 | 2nd Quarter Ending June 30 | 3rd Quarter Ending September 30 | 4th Quarter Ending December 31 | Total         | Unutilized Budget | Unpaid Obligations (10-15)=(17+18) |                            |
|  |            |                           |   |                           |                             |                            |                                 |                                |               |                             |                            |                                 |                                |               |                   | Due and Demandable                 | Not Yet Due and Demandable |
| 1  | 2          | 3                         | 4   | 5=[(3+(-)4)]              | 6                           | 7                          | 8                               | 9                              | 10=(6+7+8+9)  | 11                          | 12                         | 13                              | 14                             | 15=(11+12+14) | 16=(5-10)         | 17                                 | 18                         |
| Postage and Courier Services                             | 5020501000 | 7,500.00                  | 0.00  | 7,500.00                  | 6,264.00                    | 260.00                     | 0.00                            | 0.00                           | 6,524.00      | 6,264.00                    | 260.00                     | 0.00                            | 0.00                           | 6,524.00      | 976.00            | 0.00                               | 0.00                       |
| Postage and Courier Services                             | 5020501000 | 7,500.00                  | 0.00  | 7,500.00                  | 6,264.00                    | 260.00                     | 0.00                            | 0.00                           | 6,524.00      | 6,264.00                    | 260.00                     | 0.00                            | 0.00                           | 6,524.00      | 976.00            | 0.00                               | 0.00                       |
| Telephone Expenses                                       | 5020502000 | 1,001,730.00              | 0.00  | 1,001,730.00              | 193,160.00                  | 299,620.00                 | 332,640.00                      | 0.00                           | 825,420.00    | 191,160.00                  | 302,320.00                 | 332,640.00                      | 0.00                           | 826,120.00    | 176,310.00        | 0.00                               | (700.00)                   |
| Mobile   | 5020502001 | 1,001,730.00              | 0.00  | 1,001,730.00              | 193,160.00                  | 299,620.00                 | 332,640.00                      | 0.00                           | 825,420.00    | 191,160.00                  | 302,320.00                 | 332,640.00                      | 0.00                           | 826,120.00    | 176,310.00        | 0.00                               | (700.00)                   |
| Internet Subscription Expenses                           | 5020503000 | 858,046.00                | 0.00  | 858,046.00                | 227,455.31                  | 283,971.91                 | 288,137.44                      | 0.00                           | 799,564.66    | 227,251.07                  | 283,971.91                 | 288,137.44                      | 0.00                           | 799,360.42    | 58,481.34         | 204.24                             | 0.00                       |
| Internet Subscription Expenses                           | 5020503000 | 858,046.00                | 0.00  | 858,046.00                | 227,455.31                  | 283,971.91                 | 288,137.44                      | 0.00                           | 799,564.66    | 227,251.07                  | 283,971.91                 | 288,137.44                      | 0.00                           | 799,360.42    | 58,481.34         | 204.24                             | 0.00                       |
| Awards/Rewards and Prizes                                | 5020600000 | 44,092.86                 | 0.00  | 44,092.86                 | 42,400.00                   | 27,000.00                  | 12,000.00                       | 0.00                           | 81,400.00     | 42,400.00                   | 27,000.00                  | 12,000.00                       | 0.00                           | 81,400.00     | (37,307.14)       | 0.00                               | 0.00                       |
| Awards/Rewards Expenses                                  | 5020601000 | 44,092.86                 | 0.00  | 44,092.86                 | 0.00                        | 0.00                       | 10,000.00                       | 0.00                           | 10,000.00     | 0.00                        | 0.00                       | 10,000.00                       | 0.00                           | 10,000.00     | 34,092.86         | 0.00                               | 0.00                       |
| Awards/Rewards Expenses                                  | 5020601001 | 44,092.86                 | 0.00  | 44,092.86                 | 0.00                        | 0.00                       | 10,000.00                       | 0.00                           | 10,000.00     | 0.00                        | 0.00                       | 10,000.00                       | 0.00                           | 10,000.00     | 34,092.86         | 0.00                               | 0.00                       |
| Rewards and Incentives                                   | 5020601002 | 0.00                      | 0.00  | 0.00                      | 0.00                        | 0.00                       | 0.00                            | 0.00                           | 0.00          | 0.00                        | 0.00                       | 0.00                            | 0.00                           | 0.00          | 0.00              | 0.00                               | 0.00                       |
| Prizes   | 5020602000 | 0.00                      | 0.00  | 0.00                      | 42,400.00                   | 27,000.00                  | 2,000.00                        | 0.00                           | 71,400.00     | 42,400.00                   | 27,000.00                  | 2,000.00                        | 0.00                           | 71,400.00     | (71,400.00)       | 0.00                               | 0.00                       |
| Prizes   | 5020602000 | 0.00                      | 0.00  | 0.00                      | 42,400.00                   | 27,000.00                  | 2,000.00                        | 0.00                           | 71,400.00     | 42,400.00                   | 27,000.00                  | 2,000.00                        | 0.00                           | 71,400.00     | (71,400.00)       | 0.00                               | 0.00                       |
| Confidential, Intelligence and Extraordinary Expenses    | 5021000000 | 0.00                      | 0.00  | 0.00                      | 0.00                        | 0.00                       | 0.00                            | 0.00                           | 0.00          | 0.00                        | 0.00                       | 0.00                            | 0.00                           | 0.00          | 0.00              | 0.00                               | 0.00                       |
| Extraordinary and Miscellaneous Expenses                 | 5021003000 | 0.00                      | 0.00  | 0.00                      | 0.00                        | 0.00                       | 0.00                            | 0.00                           | 0.00          | 0.00                        | 0.00                       | 0.00                            | 0.00                           | 0.00          | 0.00              | 0.00                               | 0.00                       |
| Extraordinary and Miscellaneous Expenses                 | 5021003000 | 0.00                      | 0.00  | 0.00                      | 0.00                        | 0.00                       | 0.00                            | 0.00                           | 0.00          | 0.00                        | 0.00                       | 0.00                            | 0.00                           | 0.00          | 0.00              | 0.00                               | 0.00                       |
| Professional Services                                    | 5021100000 | 3,901,755.91              | 0.00  | 3,901,755.91              | 1,490,238.54                | 2,187,104.82               | 1,776,459.12                    | 0.00                           | 5,453,802.48  | 1,604,232.14                | 2,187,104.82               | 1,776,459.12                    | 0.00                           | 5,567,796.08  | (1,552,046.57)    | 0.00                               | (113,993.60)               |
| Legal Services   | 5021101000 | 203,000.00                | 0.00  | 203,000.00                | 39,700.00                   | 0.00                       | 196,400.00                      | 0.00                           | 236,100.00    | 39,700.00                   | 0.00                       | 196,400.00                      | 0.00                           | 236,100.00    | (33,100.00)       | 0.00                               | 0.00                       |
| Legal Services   | 5021101000 | 203,000.00                | 0.00  | 203,000.00                | 39,700.00                   | 0.00                       | 196,400.00                      | 0.00                           | 236,100.00    | 39,700.00                   | 0.00                       | 196,400.00                      | 0.00                           | 236,100.00    | (33,100.00)       | 0.00                               | 0.00                       |
| Auditing Services  | 5021102000 | 50,000.00                 | 0.00  | 50,000.00                 | 0.00                        | 0.00                       | 0.00                            | 0.00                           | 0.00          | 0.00                        | 0.00                       | 0.00                            | 0.00                           | 0.00          | 50,000.00         | 0.00                               | 0.00                       |
| <b>SUMMARY</b>   |            |                           |   |                           |                             |                            |                                 |                                |               |                             |                            |                                 |                                |               |                   |                                    |                            |
| <b>A. AGENCY SPECIFIC BUDGET</b>                         |            |                           |   |                           |                             |                            |                                 |                                |               |                             |                            |                                 |                                |               |                   |                                    |                            |
| Auditing Services  | 5021102000 | 50,000.00                 | 0.00  | 50,000.00                 | 0.00                        | 0.00                       | 0.00                            | 0.00                           | 0.00          | 0.00                        | 0.00                       | 0.00                            | 0.00                           | 0.00          | 50,000.00         | 0.00                               | 0.00                       |
| Consultancy Services                                     | 5021103000 | 150,000.00                | 0.00  | 150,000.00                | 0.00                        | 0.00                       | 0.00                            | 0.00                           | 0.00          | 0.00                        | 0.00                       | 0.00                            | 0.00                           | 0.00          | 150,000.00        | 0.00                               | 0.00                       |
| Consultancy Services                                     | 5021103002 | 150,000.00                | 0.00  | 150,000.00                | 0.00                        | 0.00                       | 0.00                            | 0.00                           | 0.00          | 0.00                        | 0.00                       | 0.00                            | 0.00                           | 0.00          | 150,000.00        | 0.00                               | 0.00                       |
| Other Professional Services                              | 5021199000 | 3,498,755.91              | 0.00  | 3,498,755.91              | 1,450,538.54                | 2,187,104.82               | 1,580,059.12                    | 0.00                           | 5,217,702.48  | 1,564,532.14                | 2,187,104.82               | 1,580,059.12                    | 0.00                           | 5,331,696.08  | (1,718,946.57)    | 0.00                               | (113,993.60)               |
| Other Professional Services                              | 5021199000 | 3,498,755.91              | 0.00  | 3,498,755.91              | 1,450,538.54                | 2,187,104.82               | 1,580,059.12                    | 0.00                           | 5,217,702.48  | 1,564,532.14                | 2,187,104.82               | 1,580,059.12                    | 0.00                           | 5,331,696.08  | (1,718,946.57)    | 0.00                               | (113,993.60)               |
| General Services   | 5021200000 | 7,741,742.20              | 0.00  | 7,741,742.20              | 3,042,228.40                | 4,045,527.08               | 5,353,360.72                    | 0.00                           | 12,441,116.20 | 3,118,693.40                | 4,064,127.08               | 5,353,360.72                    | 0.00                           | 12,536,181.20 | (4,699,374.00)    | 0.00                               | (95,065.00)                |
| Security Services  | 5021203000 | 560,400.00                | 0.00  | 560,400.00                | 168,581.81                  | 207,081.56                 | 303,381.86                      | 0.00                           | 679,045.23    | 168,581.81                  | 207,081.56                 | 303,381.86                      | 0.00                           | 679,045.23    | (118,645.23)      | 0.00                               | 0.00                       |
| Security Services  | 5021203000 | 560,400.00                | 0.00  | 560,400.00                | 168,581.81                  | 207,081.56                 | 303,381.86                      | 0.00                           | 679,045.23    | 168,581.81                  | 207,081.56                 | 303,381.86                      | 0.00                           | 679,045.23    | (118,645.23)      | 0.00                               | 0.00                       |
| Other General Services                                   | 5021299000 | 7,181,342.20              | 0.00  | 7,181,342.20              | 2,873,646.59                | 3,838,445.52               | 5,049,978.86                    | 0.00                           | 11,762,070.97 | 2,950,111.59                | 3,857,045.52               | 5,049,978.86                    | 0.00                           | 11,857,135.97 | (4,580,728.77)    | 0.00                               | (95,065.00)                |
| Other General Services                                   | 5021299099 | 7,181,342.20              | 0.00  | 7,181,342.20              | 2,873,646.59                | 3,838,445.52               | 5,049,978.86                    | 0.00                           | 11,762,070.97 | 2,950,111.59                | 3,857,045.52               | 5,049,978.86                    | 0.00                           | 11,857,135.97 | (4,580,728.77)    | 0.00                               | (95,065.00)                |
| Repairs and Maintenance                                  | 5021300000 | 3,394,881.62              | 0.00  | 3,394,881.62              | 1,823,621.81                | 3,697,601.30               | 4,087,826.80                    | 0.00                           | 9,609,049.91  | 3,677,583.20                | 4,058,408.30               | 4,087,826.80                    | 0.00                           | 11,823,818.30 | (6,214,168.29)    | 0.00                               | (2,214,768.39)             |
| Repairs and Maintenance - Land Improvements              | 5021302000 | 0.00                      | 0.00  | 0.00                      | 48,000.00                   | 189,000.00                 | 0.00                            | 0.00                           | 237,000.00    | 269,892.39                  | 237,000.00                 | 0.00                            | 0.00                           | 506,892.39    | (237,000.00)      | 0.00                               | (269,892.39)               |
| Other Land Improvements                                  | 5021302099 | 0.00                      | 0.00  | 0.00                      | 48,000.00                   | 189,000.00                 | 0.00                            | 0.00                           | 237,000.00    | 269,892.39                  | 237,000.00                 | 0.00                            | 0.00                           | 506,892.39    | (237,000.00)      | 0.00                               | (269,892.39)               |
| Repairs and Maintenance - Buildings and Other Structures | 5021304000 | 2,858,657.62              | 0.00  | 2,858,657.62              | 1,425,686.00                | 3,153,090.22               | 3,682,464.23                    | 0.00                           | 8,261,240.45  | 2,950,855.00                | 3,465,897.22               | 3,682,464.23                    | 0.00                           | 10,099,216.45 | (5,402,582.83)    | 0.00                               | (1,837,976.00)             |
| Buildings  | 5021304001 | 743,657.62                | 0.00  | 743,657.62                | 78,758.00                   | 251,575.36                 | 858.00                          | 0.00                           | 331,191.36    | 946,453.00                  | 251,575.36                 | 858.00                          | 0.00                           | 1,198,886.36  | 412,466.26        | 0.00                               | (867,695.00)               |
| School Buildings   | 5021304002 | 1,605,000.00              | 0.00  | 1,605,000.00              | 256,091.00                  | 2,006,886.86               | 3,612,528.23                    | 0.00                           | 5,875,506.09  | 1,226,372.00                | 2,006,886.86               | 3,612,528.23                    | 0.00                           | 6,845,787.09  | (4,270,506.09)    | 0.00                               | (970,281.00)               |
| Other Structures   | 5021304099 | 510,000.00                | 0.00  | 510,000.00                | 1,090,837.00                | 894,628.00                 | 69,078.00                       | 0.00                           | 2,054,543.00  | 778,030.00                  | 1,207,435.00               | 69,078.00                       | 0.00                           | 2,054,543.00  | (1,544,543.00)    | 0.00                               | 0.00                       |
| Repairs and Maintenance - Machinery and Equipment        | 5021305000 | 249,224.00                | 0.00  | 249,224.00                | 167,950.00                  | 247,502.08                 | 128,430.12                      | 0.00                           | 543,882.20    | 265,850.00                  | 247,502.08                 | 128,430.12                      | 0.00                           | 641,782.20    | (294,658.20)      | 0.00                               | (97,900.00)                |
| Machinery  | 5021305001 | 45,000.00                 | 0.00  | 45,000.00                 | 0.00                        | 0.00                       | 0.00                            | 0.00                           | 0.00          | 0.00                        | 0.00                       | 0.00                            | 0.00                           | 0.00          | 45,000.00         | 0.00                               | 0.00                       |
| Office Equipment   | 5021305002 | 32,000.00                 | 0.00  | 32,000.00                 | 167,950.00                  | 223,530.08                 | 65,500.00                       | 0.00                           | 456,980.08    | 167,950.00                  | 223,530.08                 | 65,500.00                       | 0.00                           | 456,980.08    | (424,980.08)      | 0.00                               | 0.00                       |
| Information and Communication Technology Equipment       | 5021305003 | 118,224.00                | 0.00  | 118,224.00                | 0.00                        | 7,932.00                   | 16,480.12                       | 0.00                           | 24,412.12     | 0.00                        | 7,932.00                   | 16,480.12                       | 0.00                           | 24,412.12     | 93,811.88         | 0.00                               | 0.00                       |
| Agricultural and Forestry Equipment                      | 5021305004 | 0.00                      | 0.00  | 0.00                      | 0.00                        | 280.00                     | 0.00                            | 0.00                           | 280.00        | 0.00                        | 280.00                     | 0.00                            | 0.00                           | 280.00        | (280.00)          | 0.00                               | 0.00                       |
| Construction and Heavy Equipment                         | 5021305008 | 0.00                      | 0.00  | 0.00                      | 0.00                        | 0.00                       | 0.00                            | 0.00                           | 0.00          | 0.00                        | 0.00                       | 0.00                            | 0.00                           | 0.00          | 0.00              | 0.00                               | 0.00                       |
| Medical Equipment  | 5021305011 | 5,000.00                  | 0.00  | 5,000.00                  | 0.00                        | 0.00                       | 32,000.00                       | 0.00                           | 32,000.00     | 49,000.00                   | 0.00                       | 32,000.00                       | 0.00                           | 81,000.00     | (27,000.00)       | 0.00                               | (49,000.00)                |
| Printing Equipment                                       | 5021305012 | 0.00                      | 0.00  | 0.00                      | 0.00                        | 0.00                       | 0.00                            | 0.00                           | 0.00          | 0.00                        | 0.00                       | 0.00                            | 0.00                           | 0.00          | 0.00              | 0.00                               | 0.00                       |
| Sports Equipment   | 5021305013 | 15,000.00                 | 0.00  | 15,000.00                 | 0.00                        | 0.00                       | 0.00                            | 0.00                           | 0.00          | 0.00                        | 0.00                       | 0.00                            | 0.00                           | 0.00          | 15,000.00         | 0.00                               | 0.00                       |
| Technical and Scientific Equipment                       | 5021305014 | 32,000.00                 | 0.00  | 32,000.00                 | 0.00                        | 15,760.00                  | 0.00                            | 0.00                           | 15,760.00     | 36,100.00                   | 15,760.00                  | 0.00                            | 0.00                           | 51,860.00     | 16,240.00         | 0.00                               | (36,100.00)                |




| Particulars   | UACS CODE  | Approved Budget           |   |                           | Utilizations                |                            |                                 |                                |                      | Disbursements               |                            |                                 |                                |                      | Balances               |                                    |                            |
|---|------------|---------------------------|---|---------------------------|-----------------------------|----------------------------|---------------------------------|--------------------------------|----------------------|-----------------------------|----------------------------|---------------------------------|--------------------------------|----------------------|------------------------|------------------------------------|----------------------------|
|   |            | Approved Budgeted Revenue | Adjustments (Reductions, Modifications/Augmentations) | Adjusted Budgeted Revenue | 1st Quarter Ending March 31 | 2nd Quarter Ending June 30 | 3rd Quarter Ending September 30 | 4th Quarter Ending December 31 | Total                | 1st Quarter Ending March 31 | 2nd Quarter Ending June 30 | 3rd Quarter Ending September 30 | 4th Quarter Ending December 31 | Total                | Unutilized Budget      | Unpaid Obligations (10-15)=(17+18) |                            |
|   |            |                           |   |                           |                             |                            |                                 |                                |                      |                             |                            |                                 |                                |                      |                        | Due and Demandable                 | Not Yet Due and Demandable |
| 1   | 2          | 3                         | 4   | 5=(3+(-)4)                | 6                           | 7                          | 8                               | 9                              | 10=(6+7+8+9)         | 11                          | 12                         | 13                              | 14                             | 15=(11+12+14)        | 16=(5-10)              | 17                                 | 18                         |
| Investment in Government-Owned and/or Controlled Corporations | 5060101000 | 0.00                      | 0.00  | 0.00                      | 0.00                        | 0.00                       | 0.00                            | 0.00                           | 0.00                 | 0.00                        | 0.00                       | 0.00                            | 0.00                           | 0.00                 | 0.00                   | 0.00                               | 0.00                       |
| Power Supply Systems  | 5060101006 | 0.00                      | 0.00  | 0.00                      | 0.00                        | 0.00                       | 0.00                            | 0.00                           | 0.00                 | 0.00                        | 0.00                       | 0.00                            | 0.00                           | 0.00                 | 0.00                   | 0.00                               | 0.00                       |
| Property, Plant and Equipment Outlay                          | 5060400000 | 9,998,715.34              | 0.00  | 9,998,715.34              | 1,272,852.82                | 6,806,249.35               | 7,043,992.01                    | 0.00                           | 15,123,094.18        | 3,134,068.76                | 6,748,825.79               | 6,960,157.34                    | 0.00                           | 16,843,051.89        | (5,124,378.84)         | 0.00                               | (1,719,957.71)             |
| Land Improvements Outlay                                      | 5060402000 | 0.00                      | 0.00  | 0.00                      | 41,100.00                   | 0.00                       | 0.00                            | 0.00                           | 41,100.00            | 41,100.00                   | 0.00                       | 0.00                            | 0.00                           | 41,100.00            | (41,100.00)            | 0.00                               | 0.00                       |
| Other Land Improvements                                       | 5060402099 | 0.00                      | 0.00  | 0.00                      | 41,100.00                   | 0.00                       | 0.00                            | 0.00                           | 41,100.00            | 41,100.00                   | 0.00                       | 0.00                            | 0.00                           | 41,100.00            | (41,100.00)            | 0.00                               | 0.00                       |
| Buildings and Other Structures                                | 5060404000 | 3,259,400.00              | 0.00  | 3,259,400.00              | 900,402.82                  | 6,548,641.35               | 4,199,428.41                    | 0.00                           | 11,648,472.58        | 2,699,618.76                | 6,491,217.79               | 4,115,593.74                    | 0.00                           | 13,306,430.29        | (8,389,072.58)         | 0.00                               | (1,657,957.71)             |
| Buildings   | 5060404001 | 534,500.00                | 0.00  | 534,500.00                | 0.00                        | 0.00                       | 0.00                            | 0.00                           | 0.00                 | 0.00                        | 0.00                       | 0.00                            | 0.00                           | 0.00                 | 534,500.00             | 0.00                               | 0.00                       |
| School Buildings  | 5060404002 | 324,900.00                | 0.00  | 324,900.00                | 0.00                        | 3,382,815.57               | 617,184.41                      | 0.00                           | 3,999,999.98         | 526,752.67                  | 3,779,740.15               | 1,043,117.34                    | 0.00                           | 5,349,610.16         | (3,675,099.98)         | 0.00                               | (1,349,610.18)             |
| Hostels and Dormitories                                       | 5060404006 | 0.00                      | 0.00  | 0.00                      | 0.00                        | 0.00                       | 0.00                            | 0.00                           | 0.00                 | 0.00                        | 0.00                       | 0.00                            | 0.00                           | 0.00                 | 0.00                   | 0.00                               | 0.00                       |
| Other Structures  | 5060404099 | 2,400,000.00              | 0.00  | 2,400,000.00              | 900,402.82                  | 3,165,825.78               | 3,582,244.00                    | 0.00                           | 7,648,472.60         | 2,172,866.09                | 2,711,477.64               | 3,072,476.40                    | 0.00                           | 7,956,820.13         | (5,248,472.60)         | 0.00                               | (308,347.53)               |
| Machinery and Equipment Outlay                                | 5060405000 | 6,418,615.34              | 0.00  | 6,418,615.34              | 271,500.00                  | 257,608.00                 | 2,844,563.60                    | 0.00                           | 3,373,671.60         | 333,500.00                  | 257,608.00                 | 2,844,563.60                    | 0.00                           | 3,435,671.60         | 3,044,943.74           | 0.00                               | (62,000.00)                |
| Machinery   | 5060405001 | 0.00                      | 0.00  | 0.00                      | 271,500.00                  | 0.00                       | 0.00                            | 0.00                           | 271,500.00           | 271,500.00                  | 0.00                       | 0.00                            | 0.00                           | 271,500.00           | (271,500.00)           | 0.00                               | 0.00                       |
| Office Equipment  | 5060405002 | 2,095,799.84              | 0.00  | 2,095,799.84              | 0.00                        | 54,800.00                  | 2,302,143.60                    | 0.00                           | 2,356,943.60         | 62,000.00                   | 54,800.00                  | 2,302,143.60                    | 0.00                           | 2,418,943.60         | (261,143.76)           | 0.00                               | (62,000.00)                |
| Information and Communication Technology Equipment            | 5060405003 | 2,909,830.50              | 0.00  | 2,909,830.50              | 0.00                        | 0.00                       | 542,420.00                      | 0.00                           | 542,420.00           | 0.00                        | 202,808.00                 | 542,420.00                      | 0.00                           | 745,228.00           | 2,367,410.50           | 0.00                               | (202,808.00)               |
| Agricultural and Forestry Equipment                           | 5060405004 | 295,000.00                | 0.00  | 295,000.00                | 0.00                        | 202,808.00                 | 0.00                            | 0.00                           | 202,808.00           | 0.00                        | 0.00                       | 0.00                            | 0.00                           | 0.00                 | 92,192.00              | 0.00                               | 202,808.00                 |
| Marine and Fishery Equipment                                  | 5060405005 | 0.00                      | 0.00  | 0.00                      | 0.00                        | 0.00                       | 0.00                            | 0.00                           | 0.00                 | 0.00                        | 0.00                       | 0.00                            | 0.00                           | 0.00                 | 0.00                   | 0.00                               | 0.00                       |
| Communication Equipment                                       | 5060405007 | 65,385.00                 | 0.00  | 65,385.00                 | 0.00                        | 0.00                       | 0.00                            | 0.00                           | 0.00                 | 0.00                        | 0.00                       | 0.00                            | 0.00                           | 0.00                 | 65,385.00              | 0.00                               | 0.00                       |
| Military, Police and Security Equipment                       | 5060405010 | 180,000.00                | 0.00  | 180,000.00                | 0.00                        | 0.00                       | 0.00                            | 0.00                           | 0.00                 | 0.00                        | 0.00                       | 0.00                            | 0.00                           | 0.00                 | 180,000.00             | 0.00                               | 0.00                       |
| Medical Equipment   | 5060405011 | 121,600.00                | 0.00  | 121,600.00                | 0.00                        | 0.00                       | 0.00                            | 0.00                           | 0.00                 | 0.00                        | 0.00                       | 0.00                            | 0.00                           | 0.00                 | 121,600.00             | 0.00                               | 0.00                       |
| Printing Equipment  | 5060405012 | 0.00                      | 0.00  | 0.00                      | 0.00                        | 0.00                       | 0.00                            | 0.00                           | 0.00                 | 0.00                        | 0.00                       | 0.00                            | 0.00                           | 0.00                 | 0.00                   | 0.00                               | 0.00                       |
| Sports Equipment  | 5060405013 | 0.00                      | 0.00  | 0.00                      | 0.00                        | 0.00                       | 0.00                            | 0.00                           | 0.00                 | 0.00                        | 0.00                       | 0.00                            | 0.00                           | 0.00                 | 0.00                   | 0.00                               | 0.00                       |
| Technical and Scientific Equipment                            | 5060405014 | 651,000.00                | 0.00  | 651,000.00                | 0.00                        | 0.00                       | 0.00                            | 0.00                           | 0.00                 | 0.00                        | 0.00                       | 0.00                            | 0.00                           | 0.00                 | 651,000.00             | 0.00                               | 0.00                       |
| Other Machinery and Equipment                                 | 5060405099 | 100,000.00                | 0.00  | 100,000.00                | 0.00                        | 0.00                       | 0.00                            | 0.00                           | 0.00                 | 0.00                        | 0.00                       | 0.00                            | 0.00                           | 0.00                 | 100,000.00             | 0.00                               | 0.00                       |
| Transportation Equipment Outlay                               | 5060406000 | 0.00                      | 0.00  | 0.00                      | 0.00                        | 0.00                       | 0.00                            | 0.00                           | 0.00                 | 0.00                        | 0.00                       | 0.00                            | 0.00                           | 0.00                 | 0.00                   | 0.00                               | 0.00                       |
| Motor Vehicles  | 5060406001 | 0.00                      | 0.00  | 0.00                      | 0.00                        | 0.00                       | 0.00                            | 0.00                           | 0.00                 | 0.00                        | 0.00                       | 0.00                            | 0.00                           | 0.00                 | 0.00                   | 0.00                               | 0.00                       |
| Furniture, Fixtures and Books Outlay                          | 5060407000 | 320,700.00                | 0.00  | 320,700.00                | 59,850.00                   | 0.00                       | 0.00                            | 0.00                           | 59,850.00            | 59,850.00                   | 0.00                       | 0.00                            | 0.00                           | 59,850.00            | 260,850.00             | 0.00                               | 0.00                       |
| Furniture and Fixtures  | 5060407001 | 0.00                      | 0.00  | 0.00                      | 59,850.00                   | 0.00                       | 0.00                            | 0.00                           | 59,850.00            | 59,850.00                   | 0.00                       | 0.00                            | 0.00                           | 59,850.00            | (59,850.00)            | 0.00                               | 0.00                       |
| Books   | 5060407002 | 320,700.00                | 0.00  | 320,700.00                | 0.00                        | 0.00                       | 0.00                            | 0.00                           | 0.00                 | 0.00                        | 0.00                       | 0.00                            | 0.00                           | 0.00                 | 320,700.00             | 0.00                               | 0.00                       |
| Biological Assets Outlay                                      | 5060500000 | 200,000.00                | 0.00  | 200,000.00                | 0.00                        | 0.00                       | 0.00                            | 0.00                           | 0.00                 | 0.00                        | 0.00                       | 0.00                            | 0.00                           | 0.00                 | 200,000.00             | 0.00                               | 0.00                       |
| Bearer Biological Assets Outlay                               | 5060501000 | 200,000.00                | 0.00  | 200,000.00                | 0.00                        | 0.00                       | 0.00                            | 0.00                           | 0.00                 | 0.00                        | 0.00                       | 0.00                            | 0.00                           | 0.00                 | 200,000.00             | 0.00                               | 0.00                       |
| Breeding Stocks   | 5060501001 | 200,000.00                | 0.00  | 200,000.00                | 0.00                        | 0.00                       | 0.00                            | 0.00                           | 0.00                 | 0.00                        | 0.00                       | 0.00                            | 0.00                           | 0.00                 | 200,000.00             | 0.00                               | 0.00                       |
| <b>GRAND TOTAL</b>  |            | <b>64,084,516.59</b>      | <b>0.00</b>   | <b>64,084,516.59</b>      | <b>16,911,210.63</b>        | <b>31,421,363.37</b>       | <b>43,084,459.46</b>            | <b>0.00</b>                    | <b>91,417,033.46</b> | <b>22,294,223.37</b>        | <b>32,356,311.63</b>       | <b>42,134,976.47</b>            | <b>0.00</b>                    | <b>96,785,511.47</b> | <b>(27,332,516.87)</b> | <b>1,092,338.70</b>                | <b>(6,460,816.71)</b>      |

This report was generated using the Unified Reporting System on 26/10/2023 13:45 ; Status : SUBMITTED


Certified Correct:

  
 LEONELSON B. CORRAL, CPA  
 Accountant III  
 Date: Oct. 26, 2023

Recommending Approval By:

  
 JOHNNY B. DOLOR, Ed.D.  
 VP-ADMIN. AFFAIRS  
 Date: Oct. 26, 2023

Approved By:

  
 NORDY D. SIASON JR., Ed.D., CESO VI  
 SUC-PRESIDENT II  
 Date: Oct. 26, 2023