

**STATEMENT OF APPROVED BUDGET, UTILIZATIONS, DISBURSEMENTS AND BALANCES**

**(For Off-Budgetary Funds)**

**As at the Quarter Ending March 31, 2023**

**Department** : State Universities and Colleges (SUCs)  
**Agency/Entity** : Iloilo State University of Fisheries Science and Technology (Iloilo State College of Fisheries)  
**Operating Unit** : < not applicable >  
**Organization Code (IACS)** : 08 062 0000000  
**Fund Cluster** : 05 Internally Generated Funds  
 (e.g. UACS Fund Cluster: 05-Internally Generated Funds and 06-Business Related Funds)

Particulars	UACS CODE	Approved Budget			Utilizations					1st Quarter Ending March 31
		Approved Budgeted Revenue	Adjustments (Reductions, Modifications / Augmentatio	Adjusted Budgeted Revenue	1st Quarter Ending March 31	2nd Quarter Ending June 30	3rd Quarter Ending September 30	4th Quarter Ending December 31	TOTAL	
1	2	3	4	5=[(3+(-)4)]	6	7	8	9	10=(6+7+8+9)	11
General Administration and Support	1000000000000000	39,068,567.09	0.00	39,068,567.09	5,628,648.18	0.00	0.00	0.00	5,628,648.18	5,905,037.89
General Management and Supervision	100000100001000	39,068,567.09	0.00	39,068,567.09	5,628,648.18	0.00	0.00	0.00	5,628,648.18	5,905,037.89
PS		514,000.00	0.00	514,000.00	101,000.00	0.00	0.00	0.00	101,000.00	101,000.00
MOOE		18,494,667.96	0.00	18,494,667.96	5,103,073.18	0.00	0.00	0.00	5,103,073.18	5,019,462.89
CO		20,059,899.13	0.00	20,059,899.13	424,575.00	0.00	0.00	0.00	424,575.00	784,575.00
Sub-Total, General Administration and Support		39,068,567.09	0.00	39,068,567.09	5,628,648.18	0.00	0.00	0.00	5,628,648.18	5,905,037.89
PS		514,000.00	0.00	514,000.00	101,000.00	0.00	0.00	0.00	101,000.00	101,000.00
MOOE		18,494,667.96	0.00	18,494,667.96	5,103,073.18	0.00	0.00	0.00	5,103,073.18	5,019,462.89
FinEx (if Applicable)		0.00	0.00	0.00	0.00	0.00	0.00	0.00	0.00	0.00
CO		20,059,899.13	0.00	20,059,899.13	424,575.00	0.00	0.00	0.00	424,575.00	784,575.00
Support to Operations	2000000000000000	1,576,985.00	0.00	1,576,985.00	124,035.29	0.00	0.00	0.00	124,035.29	124,035.29
Auxiliary Services	200000100001000	1,576,985.00	0.00	1,576,985.00	124,035.29	0.00	0.00	0.00	124,035.29	124,035.29
PS		65,000.00	0.00	65,000.00	25,531.29	0.00	0.00	0.00	25,531.29	25,531.29
MOOE		1,511,985.00	0.00	1,511,985.00	98,504.00	0.00	0.00	0.00	98,504.00	98,504.00
CO		0.00	0.00	0.00	0.00	0.00	0.00	0.00	0.00	0.00
Sub-Total, Support to Operations		1,576,985.00	0.00	1,576,985.00	124,035.29	0.00	0.00	0.00	124,035.29	124,035.29
PS		65,000.00	0.00	65,000.00	25,531.29	0.00	0.00	0.00	25,531.29	25,531.29
MOOE		1,511,985.00	0.00	1,511,985.00	98,504.00	0.00	0.00	0.00	98,504.00	98,504.00
FinEx (if Applicable)		0.00	0.00	0.00	0.00	0.00	0.00	0.00	0.00	0.00
CO		0.00	0.00	0.00	0.00	0.00	0.00	0.00	0.00	0.00
Operations	3000000000000000	45,205,462.04	0.00	45,205,462.04	11,158,527.16	0.00	0.00	0.00	11,158,527.16	16,265,150.19
OO : Relevant and quality tertiary education ensured to achieve inclusive growth and access of poor but deserving students to quality tertiary education increased	3100000000000000	42,938,880.83	0.00	42,938,880.83	10,705,670.05	0.00	0.00	0.00	10,705,670.05	15,539,077.33
HIGHER EDUCATION PROGRAM	3101000000000000	42,938,880.83	0.00	42,938,880.83	10,705,670.05	0.00	0.00	0.00	10,705,670.05	15,539,077.33


Particulars	UACS CODE	Approved Budget			Utilizations					
		Approved Budgeted Revenue	Adjustments (Reductions, Modifications / Augmentatio	Adjusted Budgeted Revenue	1st Quarter Ending March 31	2nd Quarter Ending June 30	3rd Quarter Ending September 30	4th Quarter Ending December 31	TOTAL	1st Quarter Ending March 31
1	2	3	4	5=[(3+(-)4)]	6	7	8	9	10=(6+7+8+9)	11
Provision of Higher Education Services	310100100001000	42,938,880.83	0.00	42,938,880.83	10,705,670.05	0.00	0.00	0.00	10,705,670.05	15,539,077.33
PS		3,437,160.23	0.00	3,437,160.23	2,023,190.00	0.00	0.00	0.00	2,023,190.00	2,672,089.84
MOOE		25,742,966.56	0.00	25,742,966.56	7,834,202.23	0.00	0.00	0.00	7,834,202.23	10,579,493.73
CO		13,758,754.04	0.00	13,758,754.04	848,277.82	0.00	0.00	0.00	848,277.82	2,287,493.76
OO : Higher education research improved to promote economic productivity and innovation	3200000000000000	1,470,099.47	0.00	1,470,099.47	288,649.11	0.00	0.00	0.00	288,649.11	430,819.86
RESEARCH PROGRAM	3202000000000000	1,470,099.47	0.00	1,470,099.47	288,649.11	0.00	0.00	0.00	288,649.11	430,819.86
Conduct of Research Services	320200100001000	1,470,099.47	0.00	1,470,099.47	288,649.11	0.00	0.00	0.00	288,649.11	430,819.86
PS		98,998.47	0.00	98,998.47	80,400.00	0.00	0.00	0.00	80,400.00	80,400.00
MOOE		1,371,101.00	0.00	1,371,101.00	208,249.11	0.00	0.00	0.00	208,249.11	288,419.86
CO		0.00	0.00	0.00	0.00	0.00	0.00	0.00	0.00	62,000.00
OO : Community engagement increased	3300000000000000	796,481.74	0.00	796,481.74	164,208.00	0.00	0.00	0.00	164,208.00	295,253.00
TECHNICAL ADVISORY EXTENSION PROGRAM	3301000000000000	796,481.74	0.00	796,481.74	164,208.00	0.00	0.00	0.00	164,208.00	295,253.00
Provision of Extension Services	330100100001000	796,481.74	0.00	796,481.74	164,208.00	0.00	0.00	0.00	164,208.00	295,253.00
PS		60,000.00	0.00	60,000.00	30,000.00	0.00	0.00	0.00	30,000.00	30,000.00
MOOE		736,481.74	0.00	736,481.74	134,208.00	0.00	0.00	0.00	134,208.00	265,253.00
CO		0.00	0.00	0.00	0.00	0.00	0.00	0.00	0.00	0.00
Sub-Total, Operations		45,205,462.04	0.00	45,205,462.04	11,158,527.16	0.00	0.00	0.00	11,158,527.16	16,265,150.19
PS		3,596,158.70	0.00	3,596,158.70	2,133,590.00	0.00	0.00	0.00	2,133,590.00	2,782,489.84
MOOE		27,850,549.30	0.00	27,850,549.30	8,176,659.34	0.00	0.00	0.00	8,176,659.34	11,133,166.59
FinEx (if Applicable)		0.00	0.00	0.00	0.00	0.00	0.00	0.00	0.00	0.00
CO		13,758,754.04	0.00	13,758,754.04	848,277.82	0.00	0.00	0.00	848,277.82	2,349,493.76
GRAND TOTAL		85,851,014.13	0.00	85,851,014.13	16,911,210.63	0.00	0.00	0.00	16,911,210.63	22,294,223.37
PS		4,175,158.70	0.00	4,175,158.70	2,260,121.29	0.00	0.00	0.00	2,260,121.29	2,909,021.13
MOOE		47,857,202.26	0.00	47,857,202.26	13,378,236.52	0.00	0.00	0.00	13,378,236.52	16,251,133.48
FinEx (if Applicable)		0.00	0.00	0.00	0.00	0.00	0.00	0.00	0.00	0.00
CO		33,818,653.17	0.00	33,818,653.17	1,272,852.82	0.00	0.00	0.00	1,272,852.82	3,134,068.76

This report was generated using the Unified Reporting System on April 26, 2023 15:24 PM version.FAR2.1.1 ; Status : SUBMITTED


Certified Correct:

  
 ATTY JOEY B. MONDERO, CPA  
 Accountant III/FMO

Recommending Approval:

  
 JOHNNY B. DOLOR, EdD.  
 VP-Administrative Affairs

Approved By:

  
 NORDY D. SIASON, JR. EdD., CESO VI  
 SUC President II

**Department** : State Universities and Colleges  
**Agency/Entity** : Iloilo State University  
**Operating Unit** : < not applicable >  
**Organization Code (UACS)** : 08 062 0000000  
**Fund Cluster** : 05 Internally Generated  
 (e.g. UACS Fund Cluster)

Particulars	Disbursements				Balances		
	2nd Quarter Ending June 30	3rd Quarter Ending September 30	4th Quarter Ending December 31	TOTAL	Unutilized Budget	Unpaid Obligations (10-15)=(17+18)	
						Due and Demandable	Not Yet Due and Demandable
1	12	13	14	15=(11+12+13 +14)	16=(5-10)	17	18
General Administration and Support	0.00	0.00	0.00	5,905,037.89	33,439,918.91	0.00	(276,389.71)
General Management and Supervision	0.00	0.00	0.00	5,905,037.89	33,439,918.91	0.00	(276,389.71)
PS	0.00	0.00	0.00	101,000.00	413,000.00	0.00	0.00
MOOE	0.00	0.00	0.00	5,019,462.89	13,391,594.78	0.00	83,610.29
CO	0.00	0.00	0.00	784,575.00	19,635,324.13	0.00	(360,000.00)
Sub-Total, General Administration and Support	0.00	0.00	0.00	5,905,037.89	33,439,918.91	0.00	(276,389.71)
PS	0.00	0.00	0.00	101,000.00	413,000.00	0.00	0.00
MOOE	0.00	0.00	0.00	5,019,462.89	13,391,594.78	0.00	83,610.29
FinEx (if Applicable)	0.00	0.00	0.00	0.00	0.00	0.00	0.00
CO	0.00	0.00	0.00	784,575.00	19,635,324.13	0.00	(360,000.00)
Support to Operations	0.00	0.00	0.00	124,035.29	1,452,949.71	0.00	0.00
Auxiliary Services	0.00	0.00	0.00	124,035.29	1,452,949.71	0.00	0.00
PS	0.00	0.00	0.00	25,531.29	39,468.71	0.00	0.00
MOOE	0.00	0.00	0.00	98,504.00	1,413,481.00	0.00	0.00
CO	0.00	0.00	0.00	0.00	0.00	0.00	0.00
Sub-Total, Support to Operations	0.00	0.00	0.00	124,035.29	1,452,949.71	0.00	0.00
PS	0.00	0.00	0.00	25,531.29	39,468.71	0.00	0.00
MOOE	0.00	0.00	0.00	98,504.00	1,413,481.00	0.00	0.00
FinEx (if Applicable)	0.00	0.00	0.00	0.00	0.00	0.00	0.00
CO	0.00	0.00	0.00	0.00	0.00	0.00	0.00
Operations	0.00	0.00	0.00	16,265,150.19	34,046,934.88	0.00	(5,106,623.03)
OO : Relevant and quality tertiary education ensured to achieve inclusive growth and access of poor but deserving students to quality tertiary education increased	0.00	0.00	0.00	15,539,077.33	32,233,210.78	0.00	(4,833,407.28)
HIGHER EDUCATION PROGRAM	0.00	0.00	0.00	15,539,077.33	32,233,210.78	0.00	(4,833,407.28)

Particulars	Disbursements				Balances		
	2nd Quarter Ending June 30	3rd Quarter Ending September 30	4th Quarter Ending December 31	TOTAL	Unutilized Budget	Unpaid Obligations (10-15)=(17+18)	
						Due and Demandable	Not Yet Due and Demandable
1	12	13	14	15=(11+12+13 +14)	16=(5-10)	17	18
Provision of Higher Education Services	0.00	0.00	0.00	15,539,077.33	32,233,210.78	0.00	(4,833,407.28)
PS	0.00	0.00	0.00	2,672,089.84	1,413,970.23	0.00	(648,899.84)
MOOE	0.00	0.00	0.00	10,579,493.73	17,908,764.33	0.00	(2,745,291.50)
CO	0.00	0.00	0.00	2,287,493.76	12,910,476.22	0.00	(1,439,215.94)
OO : Higher education research improved to promote economic productivity and innovation	0.00	0.00	0.00	430,819.86	1,181,450.36	0.00	(142,170.75)
RESEARCH PROGRAM	0.00	0.00	0.00	430,819.86	1,181,450.36	0.00	(142,170.75)
Conduct of Research Services	0.00	0.00	0.00	430,819.86	1,181,450.36	0.00	(142,170.75)
PS	0.00	0.00	0.00	80,400.00	18,598.47	0.00	0.00
MOOE	0.00	0.00	0.00	288,419.86	1,162,851.89	0.00	(80,170.75)
CO	0.00	0.00	0.00	62,000.00	0.00	0.00	(62,000.00)
OO : Community engagement increased	0.00	0.00	0.00	295,253.00	632,273.74	0.00	(131,045.00)
TECHNICAL ADVISORY EXTENSION PROGRAM	0.00	0.00	0.00	295,253.00	632,273.74	0.00	(131,045.00)
Provision of Extension Services	0.00	0.00	0.00	295,253.00	632,273.74	0.00	(131,045.00)
PS	0.00	0.00	0.00	30,000.00	30,000.00	0.00	0.00
MOOE	0.00	0.00	0.00	265,253.00	602,273.74	0.00	(131,045.00)
CO	0.00	0.00	0.00	0.00	0.00	0.00	0.00
Sub-Total, Operations	0.00	0.00	0.00	16,265,150.19	34,046,934.88	0.00	(5,106,623.03)
PS	0.00	0.00	0.00	2,782,489.84	1,462,568.70	0.00	(648,899.84)
MOOE	0.00	0.00	0.00	11,133,166.59	19,673,889.96	0.00	(2,956,507.25)
FinEx (if Applicable)	0.00	0.00	0.00	0.00	0.00	0.00	0.00
CO	0.00	0.00	0.00	2,349,493.76	12,910,476.22	0.00	(1,501,215.94)
GRAND TOTAL	0.00	0.00	0.00	22,294,223.37	68,939,803.50	0.00	(5,383,012.74)
PS	0.00	0.00	0.00	2,909,021.13	1,915,037.41	0.00	(648,899.84)
MOOE	0.00	0.00	0.00	16,251,133.48	34,478,965.74	0.00	(2,872,896.96)
FinEx (if Applicable)	0.00	0.00	0.00	0.00	0.00	0.00	0.00
CO	0.00	0.00	0.00	3,134,068.76	32,545,800.35	0.00	(1,861,215.94)


This report was generated using the Unified Reporting

Page 2 of 2


**Certified Correct:**

  
 ATTY JOEY B. MONDERO, CPA  
 Accountant III/FMO

**Recommending Approval:**

  
 JOHNNY B. BOLOR, EdD.  
 VP-Administrative Affairs

**Approved By:**

  
 NURDY D. SIASON, JR. EdD., CESO VI  
 SUC President II