

STATEMENT OF APPROVED BUDGET, UTILIZATIONS, DISBURSEMENTS AND BALANCES

(For Off-Budgetary Funds)

As at the Quarter Ending June 30, 2023

Department : State Universities and Colleges (SUCs)

Agency/Entity : Iloilo State College of Fisheries

Operating Unit : < not applicable >

Organization Code (UACS) : 08 062 0000000

Fund Cluster : 05 - Internally Generated Funds

(e.g. UACS Fund Cluster: 05-Internally Generated Funds and 06-Business Related Funds)

Particulars	UACS CODE	Approved Budget			Utilizations				Total
		Approved Budgeted Revenue	Adjustments (Reductions, Modifications/ Augmentations)	Adjusted Budgeted Revenue	1st Quarter Ending March 31	2nd Quarter Ending June 30	3rd Quarter Ending September 30	4th Quarter Ending December 31	
1	2	3	4	5=[(3+(-)4)]	6	7	8	9	10=(6+7+8+9)
General Administration and Support	1000000000000000	39,068,567.09	0.00	39,068,567.09	5,628,648.18	10,285,030.58	0.00	0.00	15,913,678.76
General Management and Supervision	100000100001000	39,068,567.09	0.00	39,068,567.09	5,628,648.18	10,285,030.58	0.00	0.00	15,913,678.76
PS		514,000.00	0.00	514,000.00	101,000.00	194,200.00	0.00	0.00	295,200.00
MOOE		18,494,667.96	0.00	18,494,667.96	5,103,073.18	8,103,026.20	0.00	0.00	13,206,099.38
CO		20,059,899.13	0.00	20,059,899.13	424,575.00	1,987,804.38	0.00	0.00	2,412,379.38
Sub-Total, General Administration and Support		39,068,567.09	0.00	39,068,567.09	5,628,648.18	10,285,030.58	0.00	0.00	15,913,678.76
PS		514,000.00	0.00	514,000.00	101,000.00	194,200.00	0.00	0.00	295,200.00
MOOE		18,494,667.96	0.00	18,494,667.96	5,103,073.18	8,103,026.20	0.00	0.00	13,206,099.38
FinEx (if Applicable)		0.00	0.00	0.00	0.00	0.00	0.00	0.00	0.00
CO		20,059,899.13	0.00	20,059,899.13	424,575.00	1,987,804.38	0.00	0.00	2,412,379.38
Support to Operations	2000000000000000	1,576,985.00	0.00	1,576,985.00	124,035.29	92,285.57	0.00	0.00	216,320.86
Auxiliary Services	200000100001000	1,576,985.00	0.00	1,576,985.00	124,035.29	92,285.57	0.00	0.00	216,320.86
PS		65,000.00	0.00	65,000.00	25,531.29	2,766.07	0.00	0.00	28,297.36
MOOE		1,511,985.00	0.00	1,511,985.00	98,504.00	89,519.50	0.00	0.00	188,023.50
CO		0.00	0.00	0.00	0.00	0.00	0.00	0.00	0.00
Sub-Total, Support to Operations		1,576,985.00	0.00	1,576,985.00	124,035.29	92,285.57	0.00	0.00	216,320.86
PS		65,000.00	0.00	65,000.00	25,531.29	2,766.07	0.00	0.00	28,297.36
MOOE		1,511,985.00	0.00	1,511,985.00	98,504.00	89,519.50	0.00	0.00	188,023.50
FinEx (if Applicable)		0.00	0.00	0.00	0.00	0.00	0.00	0.00	0.00
CO		0.00	0.00	0.00	0.00	0.00	0.00	0.00	0.00
Operations	3000000000000000	45,205,462.04	0.00	45,205,462.04	11,158,527.16	21,044,047.22	0.00	0.00	32,202,574.38
OO : Relevant and quality tertiary education ensured to achieve inclusive growth and access of poor but deserving students to quality tertiary education increased	3100000000000000	42,938,880.83	0.00	42,938,880.83	10,705,670.05	20,338,121.77	0.00	0.00	31,043,791.82

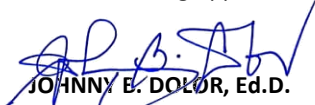
Particulars	UACS CODE	Approved Budget			Utilizations				
		Approved Budgeted Revenue	Adjustments (Reductions, Modifications/ Augmentations)	Adjusted Budgeted Revenue	1st Quarter Ending March 31	2nd Quarter Ending June 30	3rd Quarter Ending September 30	4th Quarter Ending December 31	Total
1	2	3	4	5=[(3+(-)4)]	6	7	8	9	10=(6+7+8+9)
HIGHER EDUCATION PROGRAM	3101000000000000	42,938,880.83	0.00	42,938,880.83	10,705,670.05	20,338,121.77	0.00	0.00	31,043,791.82
Provision of Higher Education Services	310100100001000	42,938,880.83	0.00	42,938,880.83	10,705,670.05	20,338,121.77	0.00	0.00	31,043,791.82
PS		3,437,160.23	0.00	3,437,160.23	2,023,190.00	3,874,253.00	0.00	0.00	5,897,443.00
MOOE		25,742,966.56	0.00	25,742,966.56	7,834,202.23	11,700,223.80	0.00	0.00	19,534,426.03
CO		13,758,754.04	0.00	13,758,754.04	848,277.82	4,763,644.97	0.00	0.00	5,611,922.79
OO : Higher education research improved to promote economic productivity and innovation	3200000000000000	1,470,099.47	0.00	1,470,099.47	288,649.11	478,240.20	0.00	0.00	766,889.31
RESEARCH PROGRAM	3202000000000000	1,470,099.47	0.00	1,470,099.47	288,649.11	478,240.20	0.00	0.00	766,889.31
Conduct of Research Services	320200100001000	1,470,099.47	0.00	1,470,099.47	288,649.11	478,240.20	0.00	0.00	766,889.31
PS		98,998.47	0.00	98,998.47	80,400.00	99,000.00	0.00	0.00	179,400.00
MOOE		1,371,101.00	0.00	1,371,101.00	208,249.11	324,440.20	0.00	0.00	532,689.31
CO		0.00	0.00	0.00	0.00	54,800.00	0.00	0.00	54,800.00
OO : Community engagement increased	3300000000000000	796,481.74	0.00	796,481.74	164,208.00	227,685.25	0.00	0.00	391,893.25
TECHNICAL ADVISORY EXTENSION PROGRAM	3301000000000000	796,481.74	0.00	796,481.74	164,208.00	227,685.25	0.00	0.00	391,893.25
Provision of Extension Services	330100100001000	796,481.74	0.00	796,481.74	164,208.00	227,685.25	0.00	0.00	391,893.25
PS		60,000.00	0.00	60,000.00	30,000.00	0.00	0.00	0.00	30,000.00
MOOE		736,481.74	0.00	736,481.74	134,208.00	227,685.25	0.00	0.00	361,893.25
CO		0.00	0.00	0.00	0.00	0.00	0.00	0.00	0.00
Sub-Total, Operations		45,205,462.04	0.00	45,205,462.04	11,158,527.16	21,044,047.22	0.00	0.00	32,202,574.38
PS		3,596,158.70	0.00	3,596,158.70	2,133,590.00	3,973,253.00	0.00	0.00	6,106,843.00
MOOE		27,850,549.30	0.00	27,850,549.30	8,176,659.34	12,252,349.25	0.00	0.00	20,429,008.59
FinEx (if Applicable)		0.00	0.00	0.00	0.00	0.00	0.00	0.00	0.00
CO		13,758,754.04	0.00	13,758,754.04	848,277.82	4,818,444.97	0.00	0.00	5,666,722.79
GRAND TOTAL		85,851,014.13	0.00	85,851,014.13	16,911,210.63	31,421,363.37	0.00	0.00	48,332,574.00
PS		4,175,158.70	0.00	4,175,158.70	2,260,121.29	4,170,219.07	0.00	0.00	6,430,340.36
MOOE		47,857,202.26	0.00	47,857,202.26	13,378,236.52	20,444,894.95	0.00	0.00	33,823,131.47
FinEx (if Applicable)		0.00	0.00	0.00	0.00	0.00	0.00	0.00	0.00
CO		33,818,653.17	0.00	33,818,653.17	1,272,852.82	6,806,249.35	0.00	0.00	8,079,102.17

This report was generated using the Unified Reporting System on July 26, 2023 9:04 AM; Status : SUBMITTED


Certified Correct by:


ATTY. JOEY B. MONDERO, CPA
 Accountant III/FMO

Recommending Approval:


JOHNNY E. DOLOR, Ed.D.
 Vice President for Administrative Affairs

Approved by:


NORDY D. SIASON JR., Ed.D., CESO VI
 SUC President II

Department : State Universities &
 Agency/Entity : Iloilo State College
 Operating Unit : < not applicable >
 Organization Code (UACS) : 08 062 0000000
 Fund Cluster : 05 - Internally Generated
 (e.g. UACS Fund Cluster)

Particulars	Disbursements					Balances		
	1st Quarter Ending March 31	2nd Quarter Ending June 30	3rd Quarter Ending September 30	4th Quarter Ending December 31	Total	Unutilized Budget	Unpaid Obligations (10-15)=(17+18)	
	11	12	13	14	15=(11+12+13)		16=(5-10)	Due and Demandable
1	11	12	13	14	15=(11+12+13)	16=(5-10)	17	18
General Administration and Support	5,905,037.89	10,987,769.44	0.00	0.00	16,892,807.33	23,154,888.33	0.00	(979,128.57)
General Management and Supervision	5,905,037.89	10,987,769.44	0.00	0.00	16,892,807.33	23,154,888.33	0.00	(979,128.57)
PS	101,000.00	194,200.00	0.00	0.00	295,200.00	218,800.00	0.00	0.00
MOOE	5,019,462.89	8,994,678.02	0.00	0.00	14,014,140.91	5,288,568.58	0.00	(808,041.53)
CO	784,575.00	1,798,891.42	0.00	0.00	2,583,466.42	17,647,519.75	0.00	(171,087.04)
Sub-Total, General Administration and Support	5,905,037.89	10,987,769.44	0.00	0.00	16,892,807.33	23,154,888.33	0.00	(979,128.57)
PS	101,000.00	194,200.00	0.00	0.00	295,200.00	218,800.00	0.00	0.00
MOOE	5,019,462.89	8,994,678.02	0.00	0.00	14,014,140.91	5,288,568.58	0.00	(808,041.53)
FinEx (if Applicable)	0.00	0.00	0.00	0.00	0.00	0.00	0.00	0.00
CO	784,575.00	1,798,891.42	0.00	0.00	2,583,466.42	17,647,519.75	0.00	(171,087.04)
Support to Operations	124,035.29	125,405.57	0.00	0.00	249,440.86	1,360,664.14	0.00	(33,120.00)
Auxiliary Services	124,035.29	125,405.57	0.00	0.00	249,440.86	1,360,664.14	0.00	(33,120.00)
PS	25,531.29	2,766.07	0.00	0.00	28,297.36	36,702.64	0.00	0.00
MOOE	98,504.00	122,639.50	0.00	0.00	221,143.50	1,323,961.50	0.00	(33,120.00)
CO	0.00	0.00	0.00	0.00	0.00	0.00	0.00	0.00
Sub-Total, Support to Operations	124,035.29	125,405.57	0.00	0.00	249,440.86	1,360,664.14	0.00	(33,120.00)
PS	25,531.29	2,766.07	0.00	0.00	28,297.36	36,702.64	0.00	0.00
MOOE	98,504.00	122,639.50	0.00	0.00	221,143.50	1,323,961.50	0.00	(33,120.00)
FinEx (if Applicable)	0.00	0.00	0.00	0.00	0.00	0.00	0.00	0.00
CO	0.00	0.00	0.00	0.00	0.00	0.00	0.00	0.00
Operations	16,265,150.19	21,243,136.62	0.00	0.00	37,508,286.81	13,002,887.66	0.00	(5,305,712.43)
OO : Relevant and quality tertiary education ensured to achieve inclusive growth and access of poor but deserving students to quality tertiary education increased	15,539,077.33	20,540,511.17	0.00	0.00	36,079,588.50	11,895,089.01	0.00	(5,035,796.68)


Particulars	Disbursements					Balances		
	1st Quarter Ending March 31	2nd Quarter Ending June 30	3rd Quarter Ending September 30	4th Quarter Ending December 31	Total	Unutilized Budget	Unpaid Obligations (10-15)=(17+18)	
							Due and Demandable	Not Yet Due and Demandable
1	11	12	13	14	15=(11+12+13)	16=(5-10)	17	18
HIGHER EDUCATION PROGRAM	15,539,077.33	20,540,511.17	0.00	0.00	36,079,588.50	11,895,089.01	0.00	(5,035,796.68)
Provision of Higher Education Services	15,539,077.33	20,540,511.17	0.00	0.00	36,079,588.50	11,895,089.01	0.00	(5,035,796.68)
PS	2,672,089.84	3,877,253.00	0.00	0.00	6,549,342.84	(2,460,282.77)	0.00	(651,899.84)
MOOE	10,579,493.73	11,768,123.80	0.00	0.00	22,347,617.53	6,208,540.53	0.00	(2,813,191.50)
CO	2,287,493.76	4,895,134.37	0.00	0.00	7,182,628.13	8,146,831.25	0.00	(1,570,705.34)
OO : Higher education research improved to promote economic productivity and innovation	430,819.86	474,940.20	0.00	0.00	905,760.06	703,210.16	0.00	(138,870.75)
RESEARCH PROGRAM	430,819.86	474,940.20	0.00	0.00	905,760.06	703,210.16	0.00	(138,870.75)
Conduct of Research Services	430,819.86	474,940.20	0.00	0.00	905,760.06	703,210.16	0.00	(138,870.75)
PS	80,400.00	99,000.00	0.00	0.00	179,400.00	(80,401.53)	0.00	0.00
MOOE	288,419.86	321,140.20	0.00	0.00	609,560.06	838,411.69	0.00	(76,870.75)
CO	62,000.00	54,800.00	0.00	0.00	116,800.00	(54,800.00)	0.00	(62,000.00)
OO : Community engagement increased	295,253.00	227,685.25	0.00	0.00	522,938.25	404,588.49	0.00	(131,045.00)
TECHNICAL ADVISORY EXTENSION PROGRAM	295,253.00	227,685.25	0.00	0.00	522,938.25	404,588.49	0.00	(131,045.00)
Provision of Extension Services	295,253.00	227,685.25	0.00	0.00	522,938.25	404,588.49	0.00	(131,045.00)
PS	30,000.00	0.00	0.00	0.00	30,000.00	30,000.00	0.00	0.00
MOOE	265,253.00	227,685.25	0.00	0.00	492,938.25	374,588.49	0.00	(131,045.00)
CO	0.00	0.00	0.00	0.00	0.00	0.00	0.00	0.00
Sub-Total, Operations	16,265,150.19	21,243,136.62	0.00	0.00	37,508,286.81	13,002,887.66	0.00	(5,305,712.43)
PS	2,782,489.84	3,976,253.00	0.00	0.00	6,758,742.84	(2,510,684.30)	0.00	(651,899.84)
MOOE	11,133,166.59	12,316,949.25	0.00	0.00	23,450,115.84	7,421,540.71	0.00	(3,021,107.25)
FinEx (if Applicable)	0.00	0.00	0.00	0.00	0.00	0.00	0.00	0.00
CO	2,349,493.76	4,949,934.37	0.00	0.00	7,299,428.13	8,092,031.25	0.00	(1,632,705.34)
GRAND TOTAL	22,294,223.37	32,356,311.63	0.00	0.00	54,650,535.00	37,518,440.13	0.00	(6,317,961.00)
PS	2,909,021.13	4,173,219.07	0.00	0.00	7,082,240.20	(2,255,181.66)	0.00	(651,899.84)
MOOE	16,251,133.48	21,434,266.77	0.00	0.00	37,685,400.25	14,034,070.79	0.00	(3,862,268.78)
FinEx (if Applicable)	0.00	0.00	0.00	0.00	0.00	0.00	0.00	0.00
CO	3,134,068.76	6,748,825.79	0.00	0.00	9,882,894.55	25,739,551.00	0.00	(1,803,792.38)

This report was generated using the Unified Reporting System.

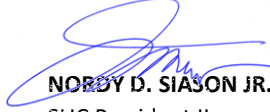
Certified Correct by:


ATTY. JOEY B. MONDERO, CPA
 Accountant III/FMO

Recommending Approval:


JOHNNY B. DOLOR, Ed.D.
 Vice President for Administrative Affairs

Approved by:


NORBY D. SIASON JR., Ed.D., CESO VI
 SUC President II