

**STATEMENT OF APPROVED BUDGET, UTILIZATIONS, DISBURSEMENTS AND BALANCES**

(For Off-Budgetary Funds)

As at the Quarter Ending December 31, 2023

Department : State Universities and Colleges (SUCs)  
 Agency/Entity : Iloilo State College of Fisheries  
 Operating Unit : < not applicable >  
 Organization Code (UACS) : 08 062 0000000  
 Fund Cluster : 05 - Internally Generated Funds  
 (e.g. UACS Fund Cluster: 05-Internally Generated Funds and 06-Business Related Funds)

Particulars	UACS CODE	Approved Budget		Utilizations					1st Quarter Ending March 31
		Approved Budgeted Revenue	Adjusted Budgeted Revenue	1st Quarter Ending March 31	2nd Quarter Ending June 30	3rd Quarter Ending September 30	4th Quarter Ending December 31	Total	
1	2	3	5=[(3+(-)4)]	6	7	8	9	10=(6+7+8+9)	11
<b>General Administration and Support</b>	<b>10000000000000</b>	<b>69,075,227.54</b>	<b>69,075,227.54</b>	<b>5,763,648.18</b>	<b>10,285,030.58</b>	<b>13,087,367.35</b>	<b>37,220,930.57</b>	<b>66,356,976.68</b>	<b>5,993,370.79</b>
General Management and Supervision	100000100001000	69,075,227.54	69,075,227.54	5,763,648.18	10,285,030.58	13,087,367.35	37,220,930.57	66,356,976.68	5,993,370.79
PS		1,689,500.00	1,689,500.00	101,000.00	194,200.00	387,958.00	786,220.65	1,469,378.65	521,521.29
MOOE		42,484,350.02	42,484,350.02	5,238,073.18	8,103,026.20	10,519,547.90	16,996,098.06	40,856,745.34	4,687,274.50
CO		24,901,377.52	24,901,377.52	424,575.00	1,987,804.38	2,179,861.45	19,438,611.86	24,030,852.69	784,575.00
<b>Sub-Total, General Administration and Support</b>		<b>69,075,227.54</b>	<b>69,075,227.54</b>	<b>5,763,648.18</b>	<b>10,285,030.58</b>	<b>13,087,367.35</b>	<b>37,220,930.57</b>	<b>66,356,976.68</b>	<b>5,993,370.79</b>
<b>PS</b>		<b>1,689,500.00</b>	<b>1,689,500.00</b>	<b>101,000.00</b>	<b>194,200.00</b>	<b>387,958.00</b>	<b>786,220.65</b>	<b>1,469,378.65</b>	<b>521,521.29</b>
<b>MOOE</b>		<b>42,484,350.02</b>	<b>42,484,350.02</b>	<b>5,238,073.18</b>	<b>8,103,026.20</b>	<b>10,519,547.90</b>	<b>16,996,098.06</b>	<b>40,856,745.34</b>	<b>4,687,274.50</b>
FinEx (if Applicable)		0.00	0.00	0.00	0.00	0.00	0.00	0.00	0.00
CO		24,901,377.52	24,901,377.52	424,575.00	1,987,804.38	2,179,861.45	19,438,611.86	24,030,852.69	784,575.00
<b>Support to Operations</b>	<b>20000000000000</b>	<b>5,603,610.00</b>	<b>5,603,610.00</b>	<b>124,035.29</b>	<b>92,285.57</b>	<b>445,065.85</b>	<b>3,810,040.64</b>	<b>4,471,427.35</b>	<b>124,035.29</b>
Auxiliary Services	200000100001000	5,603,610.00	5,603,610.00	124,035.29	92,285.57	445,065.85	3,810,040.64	4,471,427.35	124,035.29
PS		235,000.00	235,000.00	25,531.29	2,766.07	0.00	105,178.26	133,475.62	25,531.29
MOOE		5,023,770.00	5,023,770.00	98,504.00	89,519.50	445,065.85	3,547,862.38	4,180,951.73	98,504.00
CO		344,840.00	344,840.00	0.00	0.00	0.00	157,000.00	157,000.00	0.00
<b>Sub-Total, Support to Operations</b>		<b>5,603,610.00</b>	<b>5,603,610.00</b>	<b>124,035.29</b>	<b>92,285.57</b>	<b>445,065.85</b>	<b>3,810,040.64</b>	<b>4,471,427.35</b>	<b>124,035.29</b>
<b>PS</b>		<b>235,000.00</b>	<b>235,000.00</b>	<b>25,531.29</b>	<b>2,766.07</b>	<b>0.00</b>	<b>105,178.26</b>	<b>133,475.62</b>	<b>25,531.29</b>
<b>MOOE</b>		<b>5,023,770.00</b>	<b>5,023,770.00</b>	<b>98,504.00</b>	<b>89,519.50</b>	<b>445,065.85</b>	<b>3,547,862.38</b>	<b>4,180,951.73</b>	<b>98,504.00</b>
FinEx (if Applicable)		0.00	0.00	0.00	0.00	0.00	0.00	0.00	0.00
CO		344,840.00	344,840.00	0.00	0.00	0.00	157,000.00	157,000.00	0.00
<b>Operations</b>	<b>30000000000000</b>	<b>137,921,749.95</b>	<b>137,921,749.95</b>	<b>11,023,527.16</b>	<b>21,044,047.22</b>	<b>29,552,026.26</b>	<b>59,800,720.65</b>	<b>121,420,321.29</b>	<b>14,535,228.16</b>
OO : Relevant and quality tertiary education ensured to achieve inclusive growth and access of poor but deserving students to quality tertiary education increased	310000000000000	127,653,000.14	127,653,000.14	10,570,670.05	20,338,121.77	28,230,240.80	57,589,214.42	116,728,247.04	13,809,155.30
HIGHER EDUCATION PROGRAM	310100000000000	127,653,000.14	127,653,000.14	10,570,670.05	20,338,121.77	28,230,240.80	57,589,214.42	116,728,247.04	13,809,155.30
Provision of Higher Education Services	310100100001000	127,653,000.14	127,653,000.14	10,570,670.05	20,338,121.77	28,230,240.80	57,589,214.42	116,728,247.04	13,809,155.30
PS		14,172,930.23	14,172,930.23	2,023,190.00	3,874,253.00	3,981,727.87	3,689,265.56	13,568,436.43	1,737,268.71
MOOE		83,024,005.87	83,024,005.87	7,699,202.23	11,700,223.80	19,513,082.37	33,989,738.84	72,902,247.24	10,213,725.62
CO		30,456,064.04	30,456,064.04	848,277.82	4,763,644.97	4,735,430.56	19,910,210.02	30,257,563.37	1,858,160.97

Particulars	UACS CODE	Approved Budget		Utilizations					
		Approved Budgeted Revenue	Adjusted Budgeted Revenue	1st Quarter Ending March 31	2nd Quarter Ending June 30	3rd Quarter Ending September 30	4th Quarter Ending December 31	Total	1st Quarter Ending March 31
1	2	3	5=[(3+(-)4)]	6	7	8	9	10=(6+7+8+9)	11
OO : Higher education research improved to promote economic productivity and innovation	3200000000000000	6,173,076.77	6,173,076.77	288,649.11	478,240.20	880,265.68	1,414,770.19	3,061,925.18	430,819.86
RESEARCH PROGRAM	3202000000000000	6,173,076.77	6,173,076.77	288,649.11	478,240.20	880,265.68	1,414,770.19	3,061,925.18	430,819.86
Conduct of Research Services	320200100001000	6,173,076.77	6,173,076.77	288,649.11	478,240.20	880,265.68	1,414,770.19	3,061,925.18	430,819.86
PS		308,998.47	308,998.47	80,400.00	99,000.00	30,000.00	30,000.00	239,400.00	80,400.00
MOOE		5,490,314.46	5,490,314.46	208,249.11	324,440.20	850,265.68	1,122,426.19	2,505,381.18	288,419.86
CO		373,763.84	373,763.84	0.00	54,800.00	0.00	262,344.00	317,144.00	62,000.00
OO : Community engagement increased	3300000000000000	4,095,673.04	4,095,673.04	164,208.00	227,685.25	441,519.78	796,736.04	1,630,149.07	295,253.00
TECHNICAL ADVISORY EXTENSION PROGRAM	3301000000000000	4,095,673.04	4,095,673.04	164,208.00	227,685.25	441,519.78	796,736.04	1,630,149.07	295,253.00
Provision of Extension Services	330100100001000	4,095,673.04	4,095,673.04	164,208.00	227,685.25	441,519.78	796,736.04	1,630,149.07	295,253.00
PS		305,000.00	305,000.00	30,000.00	0.00	20,000.00	70,000.00	120,000.00	30,000.00
MOOE		3,274,993.04	3,274,993.04	134,208.00	227,685.25	292,819.78	726,736.04	1,381,449.07	265,253.00
CO		515,680.00	515,680.00	0.00	0.00	128,700.00	0.00	128,700.00	0.00
<b>Sub-Total, Operations</b>		<b>137,921,749.95</b>	<b>137,921,749.95</b>	<b>11,023,527.16</b>	<b>21,044,047.22</b>	<b>29,552,026.26</b>	<b>59,800,720.65</b>	<b>121,420,321.29</b>	<b>14,535,228.16</b>
<b>PS</b>		<b>14,786,928.70</b>	<b>14,786,928.70</b>	<b>2,133,590.00</b>	<b>3,973,253.00</b>	<b>4,031,727.87</b>	<b>3,789,265.56</b>	<b>13,927,836.43</b>	<b>1,847,668.71</b>
<b>MOOE</b>		<b>91,789,313.37</b>	<b>91,789,313.37</b>	<b>8,041,659.34</b>	<b>12,252,349.25</b>	<b>20,656,167.83</b>	<b>35,838,901.07</b>	<b>76,789,077.49</b>	<b>10,767,398.48</b>
<b>FinEx (if Applicable)</b>		<b>0.00</b>	<b>0.00</b>	<b>0.00</b>	<b>0.00</b>	<b>0.00</b>	<b>0.00</b>	<b>0.00</b>	<b>0.00</b>
<b>CO</b>		<b>31,345,507.88</b>	<b>31,345,507.88</b>	<b>848,277.82</b>	<b>4,818,444.97</b>	<b>4,864,130.56</b>	<b>20,172,554.02</b>	<b>30,703,407.37</b>	<b>1,920,160.97</b>
<b>GRAND TOTAL</b>		<b>212,600,587.49</b>	<b>212,600,587.49</b>	<b>16,911,210.63</b>	<b>31,421,363.37</b>	<b>43,084,459.46</b>	<b>100,831,691.86</b>	<b>192,248,725.32</b>	<b>20,652,634.24</b>
<b>PS</b>		<b>16,711,428.70</b>	<b>16,711,428.70</b>	<b>2,260,121.29</b>	<b>4,170,219.07</b>	<b>4,419,685.87</b>	<b>4,680,664.47</b>	<b>15,530,690.70</b>	<b>2,394,721.29</b>
<b>MOOE</b>		<b>139,297,433.39</b>	<b>139,297,433.39</b>	<b>13,378,236.52</b>	<b>20,444,894.95</b>	<b>31,620,781.58</b>	<b>56,382,861.51</b>	<b>121,826,774.56</b>	<b>15,553,176.98</b>
<b>FinEx (if Applicable)</b>		<b>0.00</b>	<b>0.00</b>	<b>0.00</b>	<b>0.00</b>	<b>0.00</b>	<b>0.00</b>	<b>0.00</b>	<b>0.00</b>
<b>CO</b>		<b>56,591,725.40</b>	<b>56,591,725.40</b>	<b>1,272,852.82</b>	<b>6,806,249.35</b>	<b>7,043,992.01</b>	<b>39,768,165.88</b>	<b>54,891,260.06</b>	<b>2,704,735.97</b>

This report was generated using the Unified Reporting System on March 14, 2024 1:47 PM; Status : SUBMITTED


Certified Correct:

  
**LEONEL SOL B. CORRAL, CPA**  
 Accountant III


Reviewed by:

  
**ATTY. JOEY B. MONDERO, CPA**  
 Financial Management Officer

Recommending Approval:

  
**JOHNNY B. DOLOR, Ed.D.**  
 Vice President for Administrative Affairs

Approved By:

  
**NORDY D. SIASON JR., Ed.D. CESO VI**  
 SUC President II

FAR No. 2

Department : State Universities and Colleges (S  
 Agency/Entity : Iloilo State College of Fisheries  
 Operating Unit : < not applicable >  
 Organization Code (UACS) : 08 062 0000000  
 Fund Cluster : 05 - Internally Generated Funds  
 (e.g. UACS Fund Cluster: 05-Inter)

Particulars	UACS CODE	Disbursements				Balances		
		2nd Quarter Ending June 30	3rd Quarter Ending September 30	4th Quarter Ending December 31	Total	Unutilized Budget	Unpaid Obligations (10-15)=(17+18)	
		12	13	14	15=(11+12+13+14)		16=(5-10)	Due and Demandable
1	2	12	13	14	15	16	17	18
<b>General Administration and Support</b>	<b>10000000000000</b>	<b>10,987,771.44</b>	<b>12,243,686.49</b>	<b>18,069,288.96</b>	<b>47,294,117.68</b>	<b>2,718,250.86</b>	<b>19,062,859.00</b>	<b>0.00</b>
General Management and Supervision	100000100001000	10,987,771.44	12,243,686.49	18,069,288.96	47,294,117.68	2,718,250.86	19,062,859.00	0.00
PS		194,200.00	387,958.00	365,220.65	1,468,899.94	220,121.35	478.71	0.00
MOOE		8,994,680.02	10,159,267.90	15,737,147.12	39,578,369.54	1,627,604.68	1,278,375.80	0.00
CO		1,798,891.42	1,696,460.59	1,966,921.19	6,246,848.20	870,524.83	17,784,004.49	0.00
<b>Sub-Total, General Administration and Support</b>		<b>10,987,771.44</b>	<b>12,243,686.49</b>	<b>18,069,288.96</b>	<b>47,294,117.68</b>	<b>2,718,250.86</b>	<b>19,062,859.00</b>	<b>0.00</b>
<b>PS</b>		<b>194,200.00</b>	<b>387,958.00</b>	<b>365,220.65</b>	<b>1,468,899.94</b>	<b>220,121.35</b>	<b>478.71</b>	<b>0.00</b>
<b>MOOE</b>		<b>8,994,680.02</b>	<b>10,159,267.90</b>	<b>15,737,147.12</b>	<b>39,578,369.54</b>	<b>1,627,604.68</b>	<b>1,278,375.80</b>	<b>0.00</b>
<b>FinEx (if Applicable)</b>		<b>0.00</b>	<b>0.00</b>	<b>0.00</b>	<b>0.00</b>	<b>0.00</b>	<b>0.00</b>	<b>0.00</b>
<b>CO</b>		<b>1,798,891.42</b>	<b>1,696,460.59</b>	<b>1,966,921.19</b>	<b>6,246,848.20</b>	<b>870,524.83</b>	<b>17,784,004.49</b>	<b>0.00</b>
<b>Support to Operations</b>	<b>20000000000000</b>	<b>125,403.57</b>	<b>445,065.85</b>	<b>2,648,552.14</b>	<b>3,343,056.85</b>	<b>1,132,182.65</b>	<b>1,128,370.50</b>	<b>0.00</b>
Auxiliary Services	200000100001000	125,403.57	445,065.85	2,648,552.14	3,343,056.85	1,132,182.65	1,128,370.50	0.00
PS		2,766.07	0.00	105,178.26	133,475.62	101,524.38	0.00	0.00
MOOE		122,637.50	445,065.85	2,446,373.88	3,112,581.23	842,818.27	1,068,370.50	0.00
CO		0.00	0.00	97,000.00	97,000.00	187,840.00	60,000.00	0.00
<b>Sub-Total, Support to Operations</b>		<b>125,403.57</b>	<b>445,065.85</b>	<b>2,648,552.14</b>	<b>3,343,056.85</b>	<b>1,132,182.65</b>	<b>1,128,370.50</b>	<b>0.00</b>
<b>PS</b>		<b>2,766.07</b>	<b>0.00</b>	<b>105,178.26</b>	<b>133,475.62</b>	<b>101,524.38</b>	<b>0.00</b>	<b>0.00</b>
<b>MOOE</b>		<b>122,637.50</b>	<b>445,065.85</b>	<b>2,446,373.88</b>	<b>3,112,581.23</b>	<b>842,818.27</b>	<b>1,068,370.50</b>	<b>0.00</b>
<b>FinEx (if Applicable)</b>		<b>0.00</b>	<b>0.00</b>	<b>0.00</b>	<b>0.00</b>	<b>0.00</b>	<b>0.00</b>	<b>0.00</b>
<b>CO</b>		<b>0.00</b>	<b>0.00</b>	<b>97,000.00</b>	<b>97,000.00</b>	<b>187,840.00</b>	<b>60,000.00</b>	<b>0.00</b>
<b>Operations</b>	<b>30000000000000</b>	<b>21,243,136.62</b>	<b>29,446,222.13</b>	<b>39,585,578.96</b>	<b>104,810,165.87</b>	<b>16,501,428.66</b>	<b>16,610,155.42</b>	<b>0.00</b>
OO : Relevant and quality tertiary education ensured to achieve inclusive growth and access of poor but deserving students to quality tertiary education increased	31000000000000	20,540,511.17	28,156,692.91	37,752,546.56	100,258,905.94	10,924,753.10	16,469,341.10	0.00
HIGHER EDUCATION PROGRAM	31010000000000	20,540,511.17	28,156,692.91	37,752,546.56	100,258,905.94	10,924,753.10	16,469,341.10	0.00
Provision of Higher Education Services	310100100001000	20,540,511.17	28,156,692.91	37,752,546.56	100,258,905.94	10,924,753.10	16,469,341.10	0.00
PS		3,877,253.00	3,978,727.87	3,965,665.56	13,558,915.14	604,493.80	9,521.29	0.00
MOOE		11,768,123.80	19,042,968.29	24,076,047.88	65,100,865.59	10,121,758.63	7,801,381.65	0.00
CO		4,895,134.37	5,134,996.75	9,710,833.12	21,599,125.21	198,500.67	8,658,438.16	0.00

Particulars	UACS CODE	Disbursements				Balances		
		2nd Quarter Ending June 30	3rd Quarter Ending September 30	4th Quarter Ending December 31	Total	Unutilized Budget	Unpaid Obligations (10-15)=(17+18)	
		12	13	14	15=(11+12+13+14)		16=(5-10)	Due and Demandable 17
OO : Higher education research improved to promote economic productivity and innovation	3200000000000000	474,940.20	848,009.44	1,171,526.19	2,925,295.69	3,111,151.59	136,629.49	0.00
RESEARCH PROGRAM	3202000000000000	474,940.20	848,009.44	1,171,526.19	2,925,295.69	3,111,151.59	136,629.49	0.00
Conduct of Research Services	320200100001000	474,940.20	848,009.44	1,171,526.19	2,925,295.69	3,111,151.59	136,629.49	0.00
PS		99,000.00	30,000.00	30,000.00	239,400.00	69,598.47	0.00	0.00
MOOE		321,140.20	818,009.44	1,077,526.19	2,505,095.69	2,984,933.28	285.49	0.00
CO		54,800.00	0.00	64,000.00	180,800.00	56,619.84	136,344.00	0.00
OO : Community engagement increased	3300000000000000	227,685.25	441,519.78	661,506.21	1,625,964.24	2,465,523.97	4,184.83	0.00
TECHNICAL ADVISORY EXTENSION PROGRAM	3301000000000000	227,685.25	441,519.78	661,506.21	1,625,964.24	2,465,523.97	4,184.83	0.00
Provision of Extension Services	330100100001000	227,685.25	441,519.78	661,506.21	1,625,964.24	2,465,523.97	4,184.83	0.00
PS		0.00	20,000.00	70,000.00	120,000.00	185,000.00	0.00	0.00
MOOE		227,685.25	292,819.78	591,506.21	1,377,264.24	1,893,543.97	4,184.83	0.00
CO		0.00	128,700.00	0.00	128,700.00	386,980.00	0.00	0.00
<b>Sub-Total, Operations</b>		<b>21,243,136.62</b>	<b>29,446,222.13</b>	<b>39,585,578.96</b>	<b>104,810,165.87</b>	<b>16,501,428.66</b>	<b>16,610,155.42</b>	<b>0.00</b>
<b>PS</b>		<b>3,976,253.00</b>	<b>4,028,727.87</b>	<b>4,065,665.56</b>	<b>13,918,315.14</b>	<b>859,092.27</b>	<b>9,521.29</b>	<b>0.00</b>
<b>MOOE</b>		<b>12,316,949.25</b>	<b>20,153,797.51</b>	<b>25,745,080.28</b>	<b>68,983,225.52</b>	<b>15,000,235.88</b>	<b>7,805,851.97</b>	<b>0.00</b>
<b>FinEx (if Applicable)</b>		<b>0.00</b>	<b>0.00</b>	<b>0.00</b>	<b>0.00</b>	<b>0.00</b>	<b>0.00</b>	<b>0.00</b>
<b>CO</b>		<b>4,949,934.37</b>	<b>5,263,696.75</b>	<b>9,774,833.12</b>	<b>21,908,625.21</b>	<b>642,100.51</b>	<b>8,794,782.16</b>	<b>0.00</b>
<b>GRAND TOTAL</b>		<b>32,356,311.63</b>	<b>42,134,974.47</b>	<b>60,303,420.06</b>	<b>155,447,340.40</b>	<b>20,351,862.17</b>	<b>36,801,384.92</b>	<b>0.00</b>
<b>PS</b>		<b>4,173,219.07</b>	<b>4,416,685.87</b>	<b>4,536,064.47</b>	<b>15,520,690.70</b>	<b>1,180,738.00</b>	<b>10,000.00</b>	<b>0.00</b>
<b>MOOE</b>		<b>21,434,266.77</b>	<b>30,758,131.26</b>	<b>43,928,601.28</b>	<b>111,674,176.29</b>	<b>17,470,658.83</b>	<b>10,152,598.27</b>	<b>0.00</b>
<b>FinEx (if Applicable)</b>		<b>0.00</b>	<b>0.00</b>	<b>0.00</b>	<b>0.00</b>	<b>0.00</b>	<b>0.00</b>	<b>0.00</b>
<b>CO</b>		<b>6,748,825.79</b>	<b>6,960,157.34</b>	<b>11,838,754.31</b>	<b>28,252,473.41</b>	<b>1,700,465.34</b>	<b>26,638,786.65</b>	<b>0.00</b>

This report was generated using the Unified Reporting System on March 1

Certified Correct:


Reviewed by:

Recommending Approval:

Approved By:

  
LEONEL SOL B. CORRAL, CPA  
Accountant III

  
ATTY. JOEY B. MONDERO, CPA  
Financial Management Officer

  
JOHNNY B. DOLOR, Ed.D.  
Vice President for Administrative Affairs

  
NORDY D. SIASON JR., Ed.D. CESO VI  
SUC President II