

SUMMARY OF APPROPRIATIONS, ALLOTMENTS, OBLIGATIONS, DISBURSEMENTS AND BALANCES BY OBJECT OF EXPENDITURES

As at the Quarter Ending June 30, 2023

Department : State Universities and Colleges (SUCs)
 Agency/Entity : Iloilo State College of Fisheries
 Operating Unit : < not applicable >
 Organization Code : 08 062 0000000
 Fund Cluster : 01 - Regular Agency Fund
 (e.g. UACS Fund Cluster: 01-Regular Agency Fund, 02-Foreign Assisted Projects Fund, 03-Special Account-Locally Funded/Domestic Grants Fund, and 04-Special Account-Foreign Assisted/Foreign Grants Fund)

Particulars	UACS CODE	Appropriations			Allotments					Obligations		
		Authorized Appropriations	Adjustments (Transfer To/From, Modifications/ Augmentations)	Adjusted Appropriations	Allotments Received	Adjustments (Reductions, Modifications/ Augmentations)	Transfer To	Transfer From	Adjusted Allotments	1st Quarter Ending March 31	2nd Quarter Ending June 30	3rd Quarter Ending September 30
1	2	3	4	5=(3+4)	6	7	8	9	10=[(6+(-)7)-	11	12	13
SUMMARY		471,078,000.00	0.00	471,078,000.00	293,419,000.00	0.00	0.00	0.00	293,419,000.00	68,847,577.86	107,142,812.34	0.00
A. AGENCY SPECIFIC BUDGET		452,249,000.00	0.00	452,249,000.00	274,590,000.00	0.00	0.00	0.00	274,590,000.00	62,637,895.40	101,108,269.12	0.00
Personnel Services		274,313,000.00	0.00	274,313,000.00	207,904,000.00	0.00	0.00	0.00	207,904,000.00	55,026,046.81	74,001,322.66	0.00
Salaries and Wages	5010100000	159,864,000.00	(4,237,800.00)	155,626,200.00	159,864,000.00	(4,237,800.00)	0.00	0.00	155,626,200.00	50,745,991.91	51,021,965.19	0.00
Salaries and Wages - Regular	5010101000	156,914,000.00	(4,237,800.00)	152,676,200.00	156,914,000.00	(4,237,800.00)	0.00	0.00	152,676,200.00	50,185,758.58	50,339,298.58	0.00
Basic Salary - Civilian	5010101001	156,914,000.00	(4,237,800.00)	152,676,200.00	156,914,000.00	(4,237,800.00)	0.00	0.00	152,676,200.00	50,185,758.58	50,339,298.58	0.00
Salaries and Wages - Casual/Contractual	5010102000	2,950,000.00	0.00	2,950,000.00	2,950,000.00	0.00	0.00	0.00	2,950,000.00	560,233.33	682,666.61	0.00
Other Compensation	5010200000	40,972,000.00	4,237,800.00	45,209,800.00	40,972,000.00	4,237,800.00	0.00	0.00	45,209,800.00	2,962,767.65	21,530,046.93	0.00
Personal Economic Relief Allowance (PERA)	5010201000	7,872,000.00	0.00	7,872,000.00	7,872,000.00	0.00	0.00	0.00	7,872,000.00	2,316,147.37	2,252,692.47	0.00
PERA - Civilian	5010201001	7,872,000.00	0.00	7,872,000.00	7,872,000.00	0.00	0.00	0.00	7,872,000.00	2,316,147.37	2,252,692.47	0.00
Representation Allowance (RA)	5010202000	168,000.00	0.00	168,000.00	168,000.00	0.00	0.00	0.00	168,000.00	42,000.00	42,000.00	0.00
Transportation Allowance (TA)	5010203000	168,000.00	0.00	168,000.00	168,000.00	0.00	0.00	0.00	168,000.00	15,000.00	15,000.00	0.00
Transportation Allowance (TA)	5010203001	168,000.00	0.00	168,000.00	168,000.00	0.00	0.00	0.00	168,000.00	15,000.00	15,000.00	0.00
Clothing/Uniform Allowance	5010204000	1,968,000.00	336,000.00	2,304,000.00	1,968,000.00	336,000.00	0.00	0.00	2,304,000.00	0.00	2,274,000.00	0.00
Clothing/Uniform Allowance - Civilian	5010204001	1,968,000.00	336,000.00	2,304,000.00	1,968,000.00	336,000.00	0.00	0.00	2,304,000.00	0.00	2,274,000.00	0.00
Subsistence Allowance (SA)	5010205000	126,000.00	0.00	126,000.00	126,000.00	0.00	0.00	0.00	126,000.00	18,658.75	15,766.96	0.00
Subsistence Allowance - Magna Carta for Public Health Workers under R.A. 7305	5010205003	126,000.00	0.00	126,000.00	126,000.00	0.00	0.00	0.00	126,000.00	18,658.75	15,766.96	0.00
Laundry Allowance (LA)	5010206000	14,000.00	0.00	14,000.00	14,000.00	0.00	0.00	0.00	14,000.00	1,318.71	2,232.77	0.00
Laundry Allowance - Magna Carta Benefits for Public Health Workers under R.A. 7305	5010206004	14,000.00	0.00	14,000.00	14,000.00	0.00	0.00	0.00	14,000.00	1,318.71	2,232.77	0.00
Honoraria	5010210000	451,000.00	(351,000.00)	100,000.00	451,000.00	(351,000.00)	0.00	0.00	100,000.00	0.00	0.00	0.00
Honoraria - Civilian	5010210001	451,000.00	(351,000.00)	100,000.00	451,000.00	(351,000.00)	0.00	0.00	100,000.00	0.00	0.00	0.00
Hazard Pay (HP)	5010211000	771,000.00	0.00	771,000.00	771,000.00	0.00	0.00	0.00	771,000.00	76,099.32	152,579.26	0.00
HP - Magna Carta Benefits for Public Health Workers under R.A. 7305	5010211005	771,000.00	0.00	771,000.00	771,000.00	0.00	0.00	0.00	771,000.00	76,099.32	152,579.26	0.00

Particulars	UACS CODE	Appropriations			Allotments					Obligations		
		Authorized Appropriations	Adjustments (Transfer To/From, Modifications/ Augmentations)	Adjusted Appropriations	Allotments Received	Adjustments (Reductions, Modifications/ Augmentations)	Transfer To	Transfer From	Adjusted Allotments	1st Quarter Ending March 31	2nd Quarter Ending June 30	3rd Quarter Ending September 30
1	2	3	4	5=(3+4)	6	7	8	9	10=[(6+(-)7)-	11	12	13
Overtime and Night Pay	5010213000	0.00	236,900.00	236,900.00	0.00	236,900.00	0.00	0.00	236,900.00	236,332.24	0.00	0.00
Overtime Pay	5010213001	0.00	164,400.00	164,400.00	0.00	164,400.00	0.00	0.00	164,400.00	164,146.62	0.00	0.00
Night-shift Differential Pay	5010213002	0.00	72,500.00	72,500.00	0.00	72,500.00	0.00	0.00	72,500.00	72,185.62	0.00	0.00
Year End Bonus	5010214000	13,077,000.00	0.00	13,077,000.00	13,077,000.00	0.00	0.00	0.00	13,077,000.00	0.00	0.00	0.00
Bonus - Civilian	5010214001	13,077,000.00	0.00	13,077,000.00	13,077,000.00	0.00	0.00	0.00	13,077,000.00	0.00	0.00	0.00
Cash Gift	5010215000	1,640,000.00	0.00	1,640,000.00	1,640,000.00	0.00	0.00	0.00	1,640,000.00	0.00	0.00	0.00
Cash Gift - Civilian	5010215001	1,640,000.00	0.00	1,640,000.00	1,640,000.00	0.00	0.00	0.00	1,640,000.00	0.00	0.00	0.00
Mid-Year Bonus - Civilian	5010216000	13,077,000.00	3,664,900.00	16,741,900.00	13,077,000.00	3,664,900.00	0.00	0.00	16,741,900.00	0.00	16,737,275.47	0.00
Mid-Year Bonus - Civilian	5010216001	13,077,000.00	3,664,900.00	16,741,900.00	13,077,000.00	3,664,900.00	0.00	0.00	16,741,900.00	0.00	16,737,275.47	0.00
Other Bonuses and Allowances	5010299000	1,640,000.00	351,000.00	1,991,000.00	1,640,000.00	351,000.00	0.00	0.00	1,991,000.00	257,211.26	38,500.00	0.00
Per Diems - Civilian	5010299001	0.00	351,000.00	351,000.00	0.00	351,000.00	0.00	0.00	351,000.00	257,211.26	38,500.00	0.00
Productivity Enhancement Incentive - Civilian	5010299012	1,640,000.00	0.00	1,640,000.00	1,640,000.00	0.00	0.00	0.00	1,640,000.00	0.00	0.00	0.00
Personnel Benefit Contributions	5010300000	4,221,000.00	0.00	4,221,000.00	4,221,000.00	0.00	0.00	0.00	4,221,000.00	1,230,794.08	1,259,019.91	0.00
Pag-IBIG Contributions	5010302000	394,000.00	0.00	394,000.00	394,000.00	0.00	0.00	0.00	394,000.00	165,896.47	123,700.00	0.00
Pag-IBIG - Civilian	5010302001	394,000.00	0.00	394,000.00	394,000.00	0.00	0.00	0.00	394,000.00	165,896.47	123,700.00	0.00
PhilHealth Contributions	5010303000	3,433,000.00	0.00	3,433,000.00	3,433,000.00	0.00	0.00	0.00	3,433,000.00	941,697.61	1,023,443.91	0.00
PhilHealth - Civilian	5010303001	3,433,000.00	0.00	3,433,000.00	3,433,000.00	0.00	0.00	0.00	3,433,000.00	941,697.61	1,023,443.91	0.00
Employees Compensation Insurance Premiums	5010304000	394,000.00	0.00	394,000.00	394,000.00	0.00	0.00	0.00	394,000.00	123,200.00	111,876.00	0.00
ECIP - Civilian	5010304001	394,000.00	0.00	394,000.00	394,000.00	0.00	0.00	0.00	394,000.00	123,200.00	111,876.00	0.00
Other Personnel Benefits	5010400000	69,256,000.00	0.00	69,256,000.00	2,847,000.00	0.00	0.00	0.00	2,847,000.00	86,493.17	190,290.63	0.00
Terminal Leave Benefits	5010403000	2,185,000.00	0.00	2,185,000.00	2,185,000.00	0.00	0.00	0.00	2,185,000.00	0.00	120,592.82	0.00
Terminal Leave Benefits - Civilian	5010403001	2,185,000.00	0.00	2,185,000.00	2,185,000.00	0.00	0.00	0.00	2,185,000.00	0.00	120,592.82	0.00
Other Personnel Benefits	5010499000	67,071,000.00	0.00	67,071,000.00	662,000.00	0.00	0.00	0.00	662,000.00	86,493.17	69,697.81	0.00
Lump-sum for Filling of Positions - Civilian	5010499007	66,409,000.00	0.00	66,409,000.00	0.00	0.00	0.00	0.00	0.00	0.00	0.00	0.00
Lump-sum for Step Increments - Length of Service	5010499010	392,000.00	0.00	392,000.00	392,000.00	0.00	0.00	0.00	392,000.00	21,493.17	19,697.81	0.00
Loyalty Award - Civilian	5010499015	270,000.00	0.00	270,000.00	270,000.00	0.00	0.00	0.00	270,000.00	65,000.00	50,000.00	0.00
Maintenance and Other Operating Expenses		152,936,000.00	0.00	152,936,000.00	41,686,000.00	0.00	0.00	0.00	41,686,000.00	7,564,611.51	8,050,290.07	0.00
Traveling Expenses	5020100000	1,728,000.00	0.00	1,728,000.00	1,728,000.00	0.00	0.00	0.00	1,728,000.00	330,913.50	230,377.20	0.00
Traveling Expenses - Local	5020101000	1,728,000.00	0.00	1,728,000.00	1,728,000.00	0.00	0.00	0.00	1,728,000.00	330,913.50	230,377.20	0.00
Training and Scholarship Expenses	5020200000	2,595,000.00	0.00	2,595,000.00	2,595,000.00	0.00	0.00	0.00	2,595,000.00	1,552,993.20	560,375.63	0.00
Training Expenses	5020201000	2,595,000.00	0.00	2,595,000.00	2,595,000.00	0.00	0.00	0.00	2,595,000.00	1,552,993.20	560,375.63	0.00
Training Expenses	5020201002	2,595,000.00	0.00	2,595,000.00	2,595,000.00	0.00	0.00	0.00	2,595,000.00	1,552,993.20	560,375.63	0.00
Supplies and Materials Expenses	5020300000	12,380,000.00	0.00	12,380,000.00	12,380,000.00	0.00	0.00	0.00	12,380,000.00	1,131,471.97	2,202,242.68	0.00
Office Supplies Expenses	5020301000	6,666,000.00	0.00	6,666,000.00	6,666,000.00	0.00	0.00	0.00	6,666,000.00	574,700.16	1,683,281.75	0.00
Office Supplies Expenses	5020301002	6,666,000.00	0.00	6,666,000.00	6,666,000.00	0.00	0.00	0.00	6,666,000.00	574,700.16	1,683,281.75	0.00
Fuel, Oil and Lubricants Expenses	5020309000	793,000.00	0.00	793,000.00	793,000.00	0.00	0.00	0.00	793,000.00	315,157.81	241,501.93	0.00
Semi-Expendable Furniture, Fixtures and Books	5020322000	3,452,000.00	0.00	3,452,000.00	3,452,000.00	0.00	0.00	0.00	3,452,000.00	73,150.00	10,000.00	0.00

Particulars	UACS CODE	Appropriations			Allotments					Obligations		
		Authorized Appropriations	Adjustments (Transfer To/From, Modifications/ Augmentations)	Adjusted Appropriations	Allotments Received	Adjustments (Reductions, Modifications/ Augmentations)	Transfer To	Transfer From	Adjusted Allotments	1st Quarter Ending March 31	2nd Quarter Ending June 30	3rd Quarter Ending September 30
1	2	3	4	5=(3+4)	6	7	8	9	10=[(6+(-)7)-	11	12	13
Furniture and Fixtures	5020322001	3,452,000.00	0.00	3,452,000.00	3,452,000.00	0.00	0.00	0.00	3,452,000.00	73,150.00	10,000.00	0.00
Other Supplies and Materials Expenses	5020399000	1,469,000.00	0.00	1,469,000.00	1,469,000.00	0.00	0.00	0.00	1,469,000.00	168,464.00	267,459.00	0.00
Utility Expenses	5020400000	5,766,000.00	0.00	5,766,000.00	5,766,000.00	0.00	0.00	0.00	5,766,000.00	1,142,870.91	1,472,327.49	0.00
Water Expenses	5020401000	1,343,000.00	0.00	1,343,000.00	1,343,000.00	0.00	0.00	0.00	1,343,000.00	214,250.48	169,689.85	0.00
Electricity Expenses	5020402000	4,423,000.00	0.00	4,423,000.00	4,423,000.00	0.00	0.00	0.00	4,423,000.00	928,620.43	1,302,637.64	0.00
Communication Expenses	5020500000	1,285,000.00	0.00	1,285,000.00	1,285,000.00	0.00	0.00	0.00	1,285,000.00	467,574.18	287,253.94	0.00
Telephone Expenses	5020502000	673,000.00	0.00	673,000.00	673,000.00	0.00	0.00	0.00	673,000.00	238,714.93	168,409.39	0.00
Mobile	5020502001	673,000.00	0.00	673,000.00	673,000.00	0.00	0.00	0.00	673,000.00	238,714.93	168,409.39	0.00
Internet Subscription Expenses	5020503000	612,000.00	0.00	612,000.00	612,000.00	0.00	0.00	0.00	612,000.00	228,859.25	118,844.55	0.00
Survey, Research, Exploration and Development	5020700000	2,000,000.00	0.00	2,000,000.00	0.00	0.00	0.00	0.00	0.00	0.00	0.00	0.00
Research, Exploration and Development Expenses	5020702000	2,000,000.00	0.00	2,000,000.00	0.00	0.00	0.00	0.00	0.00	0.00	0.00	0.00
Research, Exploration and Development Expenses	5020702002	2,000,000.00	0.00	2,000,000.00	0.00	0.00	0.00	0.00	0.00	0.00	0.00	0.00
Confidential, Intelligence and Extraordinary	5021000000	126,000.00	0.00	126,000.00	126,000.00	0.00	0.00	0.00	126,000.00	33,900.00	33,900.00	0.00
Extraordinary and Miscellaneous Expenses	5021003000	126,000.00	0.00	126,000.00	126,000.00	0.00	0.00	0.00	126,000.00	33,900.00	33,900.00	0.00
Professional Services	5021100000	496,000.00	0.00	496,000.00	496,000.00	0.00	0.00	0.00	496,000.00	89,450.00	500.00	0.00
Other Professional Services	5021199000	496,000.00	0.00	496,000.00	496,000.00	0.00	0.00	0.00	496,000.00	89,450.00	500.00	0.00
General Services	5021200000	4,254,000.00	0.00	4,254,000.00	4,254,000.00	0.00	0.00	0.00	4,254,000.00	1,912,558.92	1,813,170.12	0.00
Other General Services	5021299000	4,254,000.00	0.00	4,254,000.00	4,254,000.00	0.00	0.00	0.00	4,254,000.00	1,912,558.92	1,813,170.12	0.00
Other General Services	5021299099	4,254,000.00	0.00	4,254,000.00	4,254,000.00	0.00	0.00	0.00	4,254,000.00	1,912,558.92	1,813,170.12	0.00
Repairs and Maintenance	5021300000	5,537,000.00	0.00	5,537,000.00	5,537,000.00	0.00	0.00	0.00	5,537,000.00	128,581.00	809,325.34	0.00
Repairs and Maintenance - Buildings and Other	5021304000	5,077,000.00	0.00	5,077,000.00	5,077,000.00	0.00	0.00	0.00	5,077,000.00	64,462.00	677,480.34	0.00
Buildings	5021304001	320,000.00	0.00	320,000.00	320,000.00	0.00	0.00	0.00	320,000.00	0.00	0.00	0.00
School Buildings	5021304002	3,777,000.00	0.00	3,777,000.00	3,777,000.00	0.00	0.00	0.00	3,777,000.00	64,462.00	677,480.34	0.00
Other Structures	5021304099	980,000.00	0.00	980,000.00	980,000.00	0.00	0.00	0.00	980,000.00	0.00	0.00	0.00
Repairs and Maintenance - Machinery and	5021305000	234,000.00	0.00	234,000.00	234,000.00	0.00	0.00	0.00	234,000.00	0.00	41,750.00	0.00
Information and Communication Technology Equipment	5021305003	234,000.00	0.00	234,000.00	234,000.00	0.00	0.00	0.00	234,000.00	0.00	41,750.00	0.00
Repairs and Maintenance - Transportation	5021306000	110,000.00	0.00	110,000.00	110,000.00	0.00	0.00	0.00	110,000.00	55,619.00	46,995.00	0.00
Motor Vehicles	5021306001	110,000.00	0.00	110,000.00	110,000.00	0.00	0.00	0.00	110,000.00	55,619.00	46,995.00	0.00
Repairs and Maintenance - Furniture and Fixtures	5021307000	116,000.00	0.00	116,000.00	116,000.00	0.00	0.00	0.00	116,000.00	8,500.00	43,100.00	0.00
Financial Assistance/Subsidy	5021400000	106,250,000.00	0.00	106,250,000.00	0.00	0.00	0.00	0.00	0.00	0.00	0.00	0.00
Subsidies - Others	5021499000	106,250,000.00	0.00	106,250,000.00	0.00	0.00	0.00	0.00	0.00	0.00	0.00	0.00
Taxes, Insurance Premiums and Other Fees	5021500000	2,382,000.00	0.00	2,382,000.00	2,382,000.00	0.00	0.00	0.00	2,382,000.00	295,860.62	33,047.83	0.00


Particulars	UACS CODE	Appropriations			Allotments					Obligations		
		Authorized Appropriations	Adjustments (Transfer To/From, Modifications/ Augmentations)	Adjusted Appropriations	Allotments Received	Adjustments (Reductions, Modifications/ Augmentations)	Transfer To	Transfer From	Adjusted Allotments	1st Quarter Ending March 31	2nd Quarter Ending June 30	3rd Quarter Ending September 30
1	2	3	4	5=(3+4)	6	7	8	9	10=[(6+(-)7)-	11	12	13
Taxes, Duties and Licenses	5021501000	233,000.00	0.00	233,000.00	233,000.00	0.00	0.00	0.00	233,000.00	6,290.00	2,645.00	0.00
Taxes, Duties and Licenses	5021501001	233,000.00	0.00	233,000.00	233,000.00	0.00	0.00	0.00	233,000.00	6,290.00	2,645.00	0.00
Fidelity Bond Premiums	5021502000	372,000.00	0.00	372,000.00	372,000.00	0.00	0.00	0.00	372,000.00	231,631.64	11,250.00	0.00
Insurance Expenses	5021503000	1,777,000.00	0.00	1,777,000.00	1,777,000.00	0.00	0.00	0.00	1,777,000.00	57,938.98	19,152.83	0.00
Other Maintenance and Operating Expenses	5029900000	8,137,000.00	0.00	8,137,000.00	5,137,000.00	0.00	0.00	0.00	5,137,000.00	478,437.21	607,769.84	0.00
Advertising Expenses	5029901000	33,000.00	0.00	33,000.00	33,000.00	0.00	0.00	0.00	33,000.00	0.00	0.00	0.00
Printing and Publication Expenses	5029902000	93,000.00	0.00	93,000.00	93,000.00	0.00	0.00	0.00	93,000.00	9,794.00	9,632.00	0.00
Representation Expenses	5029903000	1,645,000.00	0.00	1,645,000.00	1,645,000.00	0.00	0.00	0.00	1,645,000.00	358,973.21	435,612.84	0.00
Transportation and Delivery Expenses	5029904000	86,000.00	0.00	86,000.00	86,000.00	0.00	0.00	0.00	86,000.00	24,670.00	400.00	0.00
Membership Dues and Contributions to	5029906000	638,000.00	0.00	638,000.00	638,000.00	0.00	0.00	0.00	638,000.00	85,000.00	30,000.00	0.00
Subscription Expenses	5029907000	542,000.00	0.00	542,000.00	542,000.00	0.00	0.00	0.00	542,000.00	0.00	65,695.00	0.00
Library and Other Reading Materials Subscription Expenses	5029907004	542,000.00	0.00	542,000.00	542,000.00	0.00	0.00	0.00	542,000.00	0.00	65,695.00	0.00
Other Maintenance and Operating Expenses	5029999000	5,100,000.00	0.00	5,100,000.00	2,100,000.00	0.00	0.00	0.00	2,100,000.00	0.00	66,430.00	0.00
Other Maintenance and Operating Expenses	5029999099	5,100,000.00	0.00	5,100,000.00	2,100,000.00	0.00	0.00	0.00	2,100,000.00	0.00	66,430.00	0.00
Capital Outlays		25,000,000.00	0.00	25,000,000.00	25,000,000.00	0.00	0.00	0.00	25,000,000.00	47,237.08	19,056,656.39	0.00
Property, Plant and Equipment Outlay	5060400000	25,000,000.00	0.00	25,000,000.00	25,000,000.00	0.00	0.00	0.00	25,000,000.00	47,237.08	19,056,656.39	0.00
Buildings and Other Structures	5060404000	25,000,000.00	0.00	25,000,000.00	25,000,000.00	0.00	0.00	0.00	25,000,000.00	47,237.08	19,056,656.39	0.00
School Buildings	5060404002	25,000,000.00	0.00	25,000,000.00	25,000,000.00	0.00	0.00	0.00	25,000,000.00	47,237.08	19,056,656.39	0.00
B. AUTOMATIC APPROPRIATIONS		18,829,000.00	0.00	18,829,000.00	18,829,000.00	0.00	0.00	0.00	18,829,000.00	6,209,682.46	6,034,543.22	0.00
Retirement and Life Insurance Premiums		18,829,000.00	0.00	18,829,000.00	18,829,000.00	0.00	0.00	0.00	18,829,000.00	6,209,682.46	6,034,543.22	0.00
GRAND TOTAL		471,078,000.00	0.00	471,078,000.00	293,419,000.00	0.00	0.00	0.00	293,419,000.00	68,847,577.86	107,142,812.34	0.00

This report was generated using the Unified Reporting System on 26/07/2023 08:49 ; Status : SUBMITTED

Prepared by:


MELVIN B. DU Yong
 Administrative Assistant III


Reviewed by:


SHEILA B. LEMPO
 OIC - Budget Officer


Reviewed by:


ATTY. JOEY B. MONDERO, CPA
 OIC Accountant III/FMO

Recommending Approval:


JOHNNY B. DOLOR, Ed.D.
 Vice President for Administrative Affairs

Approved by:


NORDY D. SISON JR., Ed.D. CESO VI
 SUC President II

Department : State Unive
Agency/Entity : Iloilo State
Operating Unit : < not applic
Organization Code : 08 062 0000
Fund Cluster : 01 - Regular
 (e.g. UACS
 Assisted/Fc

X	Current Year Appropriations
	Supplemental Appropriations
	Continuing Appropriations

Particulars	Disbursements						Balances				
	4th Quarter Ending December 31	Total	1st Quarter Ending March 31	2nd Quarter Ending June 30	3rd Quarter Ending September 30	4th Quarter Ending December 31	Total	Unreleased Appropriations	Unobligated Allotments	Unpaid Obligations (15-20)=(23+24)	
	14	15=(11+12+13+	16	17	18	19	20=(16+17+18+	21=(5-10)	22=(10-15)	Due and Demandable 23	Not Yet Due and 24
SUMMARY	0.00	175,990,390.20	68,712,277.86	90,299,838.84	0.00	0.00	159,012,116.70	177,659,000.00	117,428,609.80	16,978,273.50	0.00
A. AGENCY SPECIFIC BUDGET	0.00	163,746,164.52	62,502,595.40	84,265,295.62	0.00	0.00	146,767,891.02	177,659,000.00	110,843,835.48	16,978,273.50	0.00
Personnel Services	0.00	129,027,369.47	55,026,046.81	74,001,322.66	0.00	0.00	129,027,369.47	66,409,000.00	78,876,630.53	0.00	0.00
Salaries and Wages	0.00	101,767,957.10	50,745,991.91	51,021,965.19	0.00	0.00	101,767,957.10	0.00	53,858,242.90	0.00	0.00
Salaries and Wages - Regular	0.00	100,525,057.16	50,185,758.58	50,339,298.58	0.00	0.00	100,525,057.16	0.00	52,151,142.84	0.00	0.00
Basic Salary - Civilian	0.00	100,525,057.16	50,185,758.58	50,339,298.58	0.00	0.00	100,525,057.16	0.00	52,151,142.84	0.00	0.00
Salaries and Wages - Casual/Contractual	0.00	1,242,899.94	560,233.33	682,666.61	0.00	0.00	1,242,899.94	0.00	1,707,100.06	0.00	0.00
Other Compensation	0.00	24,492,814.58	2,962,767.65	21,530,046.93	0.00	0.00	24,492,814.58	0.00	20,716,985.42	0.00	0.00
Personal Economic Relief Allowance (PERA)	0.00	4,568,839.84	2,316,147.37	2,252,692.47	0.00	0.00	4,568,839.84	0.00	3,303,160.16	0.00	0.00
PERA - Civilian	0.00	4,568,839.84	2,316,147.37	2,252,692.47	0.00	0.00	4,568,839.84	0.00	3,303,160.16	0.00	0.00
Representation Allowance (RA)	0.00	84,000.00	42,000.00	42,000.00	0.00	0.00	84,000.00	0.00	84,000.00	0.00	0.00
Transportation Allowance (TA)	0.00	30,000.00	15,000.00	15,000.00	0.00	0.00	30,000.00	0.00	138,000.00	0.00	0.00
Transportation Allowance (TA)	0.00	30,000.00	15,000.00	15,000.00	0.00	0.00	30,000.00	0.00	138,000.00	0.00	0.00
Clothing/Uniform Allowance	0.00	2,274,000.00	0.00	2,274,000.00	0.00	0.00	2,274,000.00	0.00	30,000.00	0.00	0.00
Clothing/Uniform Allowance - Civilian	0.00	2,274,000.00	0.00	2,274,000.00	0.00	0.00	2,274,000.00	0.00	30,000.00	0.00	0.00
Subsistence Allowance (SA)	0.00	34,425.71	18,658.75	15,766.96	0.00	0.00	34,425.71	0.00	91,574.29	0.00	0.00
Subsistence Allowance - Magna Carta for Public Health Workers under R.A. 7305	0.00	34,425.71	18,658.75	15,766.96	0.00	0.00	34,425.71	0.00	91,574.29	0.00	0.00
Laundry Allowance (LA)	0.00	3,551.48	1,318.71	2,232.77	0.00	0.00	3,551.48	0.00	10,448.52	0.00	0.00
Laundry Allowance - Magna Carta Benefits for Public Health Workers under R.A. 7305	0.00	3,551.48	1,318.71	2,232.77	0.00	0.00	3,551.48	0.00	10,448.52	0.00	0.00
Honoraria	0.00	0.00	0.00	0.00	0.00	0.00	0.00	0.00	100,000.00	0.00	0.00
Honoraria - Civilian	0.00	0.00	0.00	0.00	0.00	0.00	0.00	0.00	100,000.00	0.00	0.00
Hazard Pay (HP)	0.00	228,678.58	76,099.32	152,579.26	0.00	0.00	228,678.58	0.00	542,321.42	0.00	0.00
HP - Magna Carta Benefits for Public Health Workers under R.A. 7305	0.00	228,678.58	76,099.32	152,579.26	0.00	0.00	228,678.58	0.00	542,321.42	0.00	0.00

Particulars	Disbursements						Balances				
	4th Quarter Ending December 31	Total	1st Quarter Ending March 31	2nd Quarter Ending June 30	3rd Quarter Ending September 30	4th Quarter Ending December 31	Total	Unreleased Appropriations	Unobligated Allotments	Unpaid Obligations (15-20)=(23+24)	
	14		16	17	18	19				20=(16+17+18+)	21=(5-10)
Overtime and Night Pay	0.00	236,332.24	236,332.24	0.00	0.00	0.00	236,332.24	0.00	567.76	0.00	0.00
Overtime Pay	0.00	164,146.62	164,146.62	0.00	0.00	0.00	164,146.62	0.00	253.38	0.00	0.00
Night-shift Differential Pay	0.00	72,185.62	72,185.62	0.00	0.00	0.00	72,185.62	0.00	314.38	0.00	0.00
Year End Bonus	0.00	0.00	0.00	0.00	0.00	0.00	0.00	0.00	13,077,000.00	0.00	0.00
Bonus - Civilian	0.00	0.00	0.00	0.00	0.00	0.00	0.00	0.00	13,077,000.00	0.00	0.00
Cash Gift	0.00	0.00	0.00	0.00	0.00	0.00	0.00	0.00	1,640,000.00	0.00	0.00
Cash Gift - Civilian	0.00	0.00	0.00	0.00	0.00	0.00	0.00	0.00	1,640,000.00	0.00	0.00
Mid-Year Bonus - Civilian	0.00	16,737,275.47	0.00	16,737,275.47	0.00	0.00	16,737,275.47	0.00	4,624.53	0.00	0.00
Mid-Year Bonus - Civilian	0.00	16,737,275.47	0.00	16,737,275.47	0.00	0.00	16,737,275.47	0.00	4,624.53	0.00	0.00
Other Bonuses and Allowances	0.00	295,711.26	257,211.26	38,500.00	0.00	0.00	295,711.26	0.00	1,695,288.74	0.00	0.00
Per Diems - Civilian	0.00	295,711.26	257,211.26	38,500.00	0.00	0.00	295,711.26	0.00	55,288.74	0.00	0.00
Productivity Enhancement Incentive - Civilian	0.00	0.00	0.00	0.00	0.00	0.00	0.00	0.00	1,640,000.00	0.00	0.00
Personnel Benefit Contributions	0.00	2,489,813.99	1,230,794.08	1,259,019.91	0.00	0.00	2,489,813.99	0.00	1,731,186.01	0.00	0.00
Pag-IBIG Contributions	0.00	289,596.47	165,896.47	123,700.00	0.00	0.00	289,596.47	0.00	104,403.53	0.00	0.00
Pag-IBIG - Civilian	0.00	289,596.47	165,896.47	123,700.00	0.00	0.00	289,596.47	0.00	104,403.53	0.00	0.00
PhilHealth Contributions	0.00	1,965,141.52	941,697.61	1,023,443.91	0.00	0.00	1,965,141.52	0.00	1,467,858.48	0.00	0.00
PhilHealth - Civilian	0.00	1,965,141.52	941,697.61	1,023,443.91	0.00	0.00	1,965,141.52	0.00	1,467,858.48	0.00	0.00
Employees Compensation Insurance Premiums	0.00	235,076.00	123,200.00	111,876.00	0.00	0.00	235,076.00	0.00	158,924.00	0.00	0.00
ECIP - Civilian	0.00	235,076.00	123,200.00	111,876.00	0.00	0.00	235,076.00	0.00	158,924.00	0.00	0.00
Other Personnel Benefits	0.00	276,783.80	86,493.17	190,290.63	0.00	0.00	276,783.80	66,409,000.00	2,570,216.20	0.00	0.00
Terminal Leave Benefits	0.00	120,592.82	0.00	120,592.82	0.00	0.00	120,592.82	0.00	2,064,407.18	0.00	0.00
Terminal Leave Benefits - Civilian	0.00	120,592.82	0.00	120,592.82	0.00	0.00	120,592.82	0.00	2,064,407.18	0.00	0.00
Other Personnel Benefits	0.00	156,190.98	86,493.17	69,697.81	0.00	0.00	156,190.98	66,409,000.00	505,809.02	0.00	0.00
Lump-sum for Filling of Positions - Civilian	0.00	0.00	0.00	0.00	0.00	0.00	0.00	66,409,000.00	0.00	0.00	0.00
Lump-sum for Step Increments - Length of Service	0.00	41,190.98	21,493.17	19,697.81	0.00	0.00	41,190.98	0.00	350,809.02	0.00	0.00
Loyalty Award - Civilian	0.00	115,000.00	65,000.00	50,000.00	0.00	0.00	115,000.00	0.00	155,000.00	0.00	0.00
Maintenance and Other Operating Expenses	0.00	15,614,901.58	7,429,311.51	7,193,664.07	0.00	0.00	14,622,975.58	111,250,000.00	26,071,098.42	991,926.00	0.00
Traveling Expenses	0.00	561,290.70	330,913.50	230,377.20	0.00	0.00	561,290.70	0.00	1,166,709.30	0.00	0.00
Traveling Expenses - Local	0.00	561,290.70	330,913.50	230,377.20	0.00	0.00	561,290.70	0.00	1,166,709.30	0.00	0.00
Training and Scholarship Expenses	0.00	2,113,368.83	1,420,993.20	692,375.63	0.00	0.00	2,113,368.83	0.00	481,631.17	0.00	0.00
Training Expenses	0.00	2,113,368.83	1,420,993.20	692,375.63	0.00	0.00	2,113,368.83	0.00	481,631.17	0.00	0.00
Training Expenses	0.00	2,113,368.83	1,420,993.20	692,375.63	0.00	0.00	2,113,368.83	0.00	481,631.17	0.00	0.00
Supplies and Materials Expenses	0.00	3,333,714.65	1,131,471.97	1,287,816.68	0.00	0.00	2,419,288.65	0.00	9,046,285.35	914,426.00	0.00
Office Supplies Expenses	0.00	2,257,981.91	574,700.16	796,575.75	0.00	0.00	1,371,275.91	0.00	4,408,018.09	886,706.00	0.00
Office Supplies Expenses	0.00	2,257,981.91	574,700.16	796,575.75	0.00	0.00	1,371,275.91	0.00	4,408,018.09	886,706.00	0.00
Fuel, Oil and Lubricants Expenses	0.00	556,659.74	315,157.81	241,501.93	0.00	0.00	556,659.74	0.00	236,340.26	0.00	0.00
Semi-Expendable Furniture, Fixtures and Books	0.00	83,150.00	73,150.00	10,000.00	0.00	0.00	83,150.00	0.00	3,368,850.00	0.00	0.00

Particulars	Disbursements						Balances				
	4th Quarter Ending December 31	Total	1st Quarter Ending March 31	2nd Quarter Ending June 30	3rd Quarter Ending September 30	4th Quarter Ending December 31	Total	Unreleased Appropriations	Unobligated Allotments	Unpaid Obligations (15-20)=(23+24)	
	14		16	17	18	19				20=(16+17+18+)	21=(5-10)
Furniture and Fixtures	0.00	83,150.00	73,150.00	10,000.00	0.00	0.00	83,150.00	0.00	3,368,850.00	0.00	0.00
Other Supplies and Materials Expenses	0.00	435,923.00	168,464.00	239,739.00	0.00	0.00	408,203.00	0.00	1,033,077.00	27,720.00	0.00
Utility Expenses	0.00	2,615,198.40	1,142,870.91	1,472,327.49	0.00	0.00	2,615,198.40	0.00	3,150,801.60	0.00	0.00
Water Expenses	0.00	383,940.33	214,250.48	169,689.85	0.00	0.00	383,940.33	0.00	959,059.67	0.00	0.00
Electricity Expenses	0.00	2,231,258.07	928,620.43	1,302,637.64	0.00	0.00	2,231,258.07	0.00	2,191,741.93	0.00	0.00
Communication Expenses	0.00	754,828.12	467,574.18	287,253.94	0.00	0.00	754,828.12	0.00	530,171.88	0.00	0.00
Telephone Expenses	0.00	407,124.32	238,714.93	168,409.39	0.00	0.00	407,124.32	0.00	265,875.68	0.00	0.00
Mobile	0.00	407,124.32	238,714.93	168,409.39	0.00	0.00	407,124.32	0.00	265,875.68	0.00	0.00
Internet Subscription Expenses	0.00	347,703.80	228,859.25	118,844.55	0.00	0.00	347,703.80	0.00	264,296.20	0.00	0.00
Survey, Research, Exploration and Development	0.00	0.00	0.00	0.00	0.00	0.00	0.00	2,000,000.00	0.00	0.00	0.00
Research, Exploration and Development Expenses	0.00	0.00	0.00	0.00	0.00	0.00	0.00	2,000,000.00	0.00	0.00	0.00
Research, Exploration and Development Expenses	0.00	0.00	0.00	0.00	0.00	0.00	0.00	2,000,000.00	0.00	0.00	0.00
Confidential, Intelligence and Extraordinary	0.00	67,800.00	33,900.00	33,900.00	0.00	0.00	67,800.00	0.00	58,200.00	0.00	0.00
Extraordinary and Miscellaneous Expenses	0.00	67,800.00	33,900.00	33,900.00	0.00	0.00	67,800.00	0.00	58,200.00	0.00	0.00
Professional Services	0.00	89,950.00	89,450.00	500.00	0.00	0.00	89,950.00	0.00	406,050.00	0.00	0.00
Other Professional Services	0.00	89,950.00	89,450.00	500.00	0.00	0.00	89,950.00	0.00	406,050.00	0.00	0.00
General Services	0.00	3,725,729.04	1,912,558.92	1,813,170.12	0.00	0.00	3,725,729.04	0.00	528,270.96	0.00	0.00
Other General Services	0.00	3,725,729.04	1,912,558.92	1,813,170.12	0.00	0.00	3,725,729.04	0.00	528,270.96	0.00	0.00
Other General Services	0.00	3,725,729.04	1,912,558.92	1,813,170.12	0.00	0.00	3,725,729.04	0.00	528,270.96	0.00	0.00
Repairs and Maintenance	0.00	937,906.34	128,581.00	809,325.34	0.00	0.00	937,906.34	0.00	4,599,093.66	0.00	0.00
Repairs and Maintenance - Buildings and Other	0.00	741,942.34	64,462.00	677,480.34	0.00	0.00	741,942.34	0.00	4,335,057.66	0.00	0.00
Buildings	0.00	0.00	0.00	0.00	0.00	0.00	0.00	0.00	320,000.00	0.00	0.00
School Buildings	0.00	741,942.34	64,462.00	677,480.34	0.00	0.00	741,942.34	0.00	3,035,057.66	0.00	0.00
Other Structures	0.00	0.00	0.00	0.00	0.00	0.00	0.00	0.00	980,000.00	0.00	0.00
Repairs and Maintenance - Machinery and	0.00	41,750.00	0.00	41,750.00	0.00	0.00	41,750.00	0.00	192,250.00	0.00	0.00
Information and Communication Technology Equipment	0.00	41,750.00	0.00	41,750.00	0.00	0.00	41,750.00	0.00	192,250.00	0.00	0.00
Repairs and Maintenance - Transportation	0.00	102,614.00	55,619.00	46,995.00	0.00	0.00	102,614.00	0.00	7,386.00	0.00	0.00
Motor Vehicles	0.00	102,614.00	55,619.00	46,995.00	0.00	0.00	102,614.00	0.00	7,386.00	0.00	0.00
Repairs and Maintenance - Furniture and Fixtures	0.00	51,600.00	8,500.00	43,100.00	0.00	0.00	51,600.00	0.00	64,400.00	0.00	0.00
Financial Assistance/Subsidy	0.00	0.00	0.00	0.00	0.00	0.00	0.00	106,250,000.00	0.00	0.00	0.00
Subsidies - Others	0.00	0.00	0.00	0.00	0.00	0.00	0.00	106,250,000.00	0.00	0.00	0.00
Taxes, Insurance Premiums and Other Fees	0.00	328,908.45	295,860.62	33,047.83	0.00	0.00	328,908.45	0.00	2,053,091.55	0.00	0.00


Particulars	Disbursements						Balances				
	4th Quarter Ending December 31	Total	1st Quarter Ending March 31	2nd Quarter Ending June 30	3rd Quarter Ending September 30	4th Quarter Ending December 31	Total	Unreleased Appropriations	Unobligated Allotments	Unpaid Obligations (15-20)=(23+24)	
	14		16	17	18	19				20=(16+17+18+)	21=(5-10)
Taxes, Duties and Licenses	0.00	8,935.00	6,290.00	2,645.00	0.00	0.00	8,935.00	0.00	224,065.00	0.00	0.00
Taxes, Duties and Licenses	0.00	8,935.00	6,290.00	2,645.00	0.00	0.00	8,935.00	0.00	224,065.00	0.00	0.00
Fidelity Bond Premiums	0.00	242,881.64	231,631.64	11,250.00	0.00	0.00	242,881.64	0.00	129,118.36	0.00	0.00
Insurance Expenses	0.00	77,091.81	57,938.98	19,152.83	0.00	0.00	77,091.81	0.00	1,699,908.19	0.00	0.00
Other Maintenance and Operating Expenses	0.00	1,086,207.05	475,137.21	533,569.84	0.00	0.00	1,008,707.05	3,000,000.00	4,050,792.95	77,500.00	0.00
Advertising Expenses	0.00	0.00	0.00	0.00	0.00	0.00	0.00	0.00	33,000.00	0.00	0.00
Printing and Publication Expenses	0.00	19,426.00	9,794.00	9,632.00	0.00	0.00	19,426.00	0.00	73,574.00	0.00	0.00
Representation Expenses	0.00	794,586.05	355,673.21	391,412.84	0.00	0.00	747,086.05	0.00	850,413.95	47,500.00	0.00
Transportation and Delivery Expenses	0.00	25,070.00	24,670.00	400.00	0.00	0.00	25,070.00	0.00	60,930.00	0.00	0.00
Membership Dues and Contributions to	0.00	115,000.00	85,000.00	0.00	0.00	0.00	85,000.00	0.00	523,000.00	30,000.00	0.00
Subscription Expenses	0.00	65,695.00	0.00	65,695.00	0.00	0.00	65,695.00	0.00	476,305.00	0.00	0.00
Library and Other Reading Materials Subscription Expenses	0.00	65,695.00	0.00	65,695.00	0.00	0.00	65,695.00	0.00	476,305.00	0.00	0.00
Other Maintenance and Operating Expenses	0.00	66,430.00	0.00	66,430.00	0.00	0.00	66,430.00	3,000,000.00	2,033,570.00	0.00	0.00
Other Maintenance and Operating Expenses	0.00	66,430.00	0.00	66,430.00	0.00	0.00	66,430.00	3,000,000.00	2,033,570.00	0.00	0.00
Capital Outlays	0.00	19,103,893.47	47,237.08	3,070,308.89	0.00	0.00	3,117,545.97	0.00	5,896,106.53	15,986,347.50	0.00
Property, Plant and Equipment Outlay	0.00	19,103,893.47	47,237.08	3,070,308.89	0.00	0.00	3,117,545.97	0.00	5,896,106.53	15,986,347.50	0.00
Buildings and Other Structures	0.00	19,103,893.47	47,237.08	3,070,308.89	0.00	0.00	3,117,545.97	0.00	5,896,106.53	15,986,347.50	0.00
School Buildings	0.00	19,103,893.47	47,237.08	3,070,308.89	0.00	0.00	3,117,545.97	0.00	5,896,106.53	15,986,347.50	0.00
B. AUTOMATIC APPROPRIATIONS	0.00	12,244,225.68	6,209,682.46	6,034,543.22	0.00	0.00	12,244,225.68	0.00	6,584,774.32	0.00	0.00
Retirement and Life Insurance Premiums	0.00	12,244,225.68	6,209,682.46	6,034,543.22	0.00	0.00	12,244,225.68	0.00	6,584,774.32	0.00	0.00
GRAND TOTAL	0.00	175,990,390.20	68,712,277.86	90,299,838.84	0.00	0.00	159,012,116.70	177,659,000.00	117,428,609.80	16,978,273.50	0.00

This report was generated using the Unifire

Prepared by:


MELIN V. BUYONG
 Administrative Assistant III


Reviewed by:


SHEILA P. BILLEMPO
 OIC - Budget Officer


Reviewed by:


ATTY. JOEY B. MONDERO, CPA
 OIC Accountant III/FMO

Recommending Approval:


JOHNNY B. DOLOR, Ed.D.
 Vice President for Administrative Affairs

Approved by:


NORDY D. SIASON JR., Ed.D. CESO VI
 SUC President II