

SUMMARY OF APPROPRIATIONS, ALLOTMENTS, OBLIGATIONS, DISBURSEMENTS AND BALANCES BY OBJECT OF EXPENDITURES

As at the Quarter Ending September 30, 2022

Department: State Universities and Colleges (SUCs)

Agency/Entity: Iloilo State College of Fisheries

Operating Unit: < not applicable >

Organization Code (UACS) : 08 062 0000000

Fund Cluster: 01 Regular Agency Fund


(e.g. UACS Fund Cluster: 01-Regular Agency Fund, 02-Foreign Assisted Projects Fund, 03-Special Account-Locally Funded/Domestic Grants Fund, and 04-Special Account-Foreign Assisted/Foreign Grants Fund)

Particulars	UACS CODE	Appropriations			Allotments					1st Quarter Ending March 31	2nd Quarter Ending June 30
		Authorized Appropriations	Adjustments (Transfer To/From, Modifications/ Augmentations)	Adjusted Appropriations	Allotments Received	Adjustments (Reductions, Modifications/ Augmentations)	Transfer To	Transfer From	Adjusted Allotments		
1	2	3	4	5=(3+4)	6	7	8	9	10=[{6+(-)7} -8+9]	11	12
SUMMARY		22,485,800.00	0.00	22,485,800.00	22,485,800.00	0.00	0.00	0.00	22,485,800.00	882,609.69	17,338,398.38
I. CONTINUING APPROPRIATIONS		22,485,800.00	0.00	22,485,800.00	22,485,800.00	0.00	0.00	0.00	22,485,800.00	882,609.69	17,338,398.38
I. Agency Specific Budget		22,485,800.00	0.00	22,485,800.00	22,485,800.00	0.00	0.00	0.00	22,485,800.00	882,609.69	17,338,398.38
Maintenance and Other Operating Expenses		3,285,800.00	0.00	3,285,800.00	3,285,800.00	0.00	0.00	0.00	3,285,800.00	767,972.19	1,182,215.58
Traveling Expenses	5020100000	50,000.00	0.00	50,000.00	50,000.00	0.00	0.00	0.00	50,000.00	0.00	50,000.00
Traveling Expenses - Local	5020101000	50,000.00	0.00	50,000.00	50,000.00	0.00	0.00	0.00	50,000.00	0.00	50,000.00
Training and Scholarship Expenses	5020200000	956,000.00	0.00	956,000.00	956,000.00	0.00	0.00	0.00	956,000.00	0.00	873,876.25
Training Expenses	5020201000	956,000.00	0.00	956,000.00	956,000.00	0.00	0.00	0.00	956,000.00	0.00	873,876.25
Training Expenses	5020201002	956,000.00	0.00	956,000.00	956,000.00	0.00	0.00	0.00	956,000.00	0.00	873,876.25
Utility Expenses	5020400000	22,200.00	0.00	22,200.00	22,200.00	0.00	0.00	0.00	22,200.00	15,386.93	6,228.27
Water Expenses	5020401000	19,300.00	0.00	19,300.00	19,300.00	0.00	0.00	0.00	19,300.00	12,486.93	6,228.27
Electricity Expenses	5020402000	2,900.00	0.00	2,900.00	2,900.00	0.00	0.00	0.00	2,900.00	2,900.00	0.00
Communication Expenses	5020500000	600,500.00	0.00	600,500.00	600,500.00	0.00	0.00	0.00	600,500.00	507,359.77	56,138.16
Telephone Expenses	5020502000	108,800.00	0.00	108,800.00	108,800.00	0.00	0.00	0.00	108,800.00	71,772.32	37,025.61
Mobile	5020502001	108,800.00	0.00	108,800.00	108,800.00	0.00	0.00	0.00	108,800.00	71,772.32	37,025.61
Internet Subscription Expenses	5020503000	491,700.00	0.00	491,700.00	491,700.00	0.00	0.00	0.00	491,700.00	435,587.45	19,112.55
Taxes, Insurance Premiums and Other Fees	5021500000	574,800.00	0.00	574,800.00	574,800.00	0.00	0.00	0.00	574,800.00	59,658.49	0.00
Insurance Expenses	5021503000	574,800.00	0.00	574,800.00	574,800.00	0.00	0.00	0.00	574,800.00	59,658.49	0.00
Other Maintenance and Operating Expenses	5029900000	1,082,300.00	0.00	1,082,300.00	1,082,300.00	0.00	0.00	0.00	1,082,300.00	185,567.00	195,972.90
Printing and Publication Expenses	5029902000	71,200.00	0.00	71,200.00	71,200.00	0.00	0.00	0.00	71,200.00	712.00	2,488.00
Representation Expenses	5029903000	507,400.00	0.00	507,400.00	507,400.00	0.00	0.00	0.00	507,400.00	36,855.00	181,264.90
Membership Dues and Contributions to Organizations	5029906000	150,000.00	0.00	150,000.00	150,000.00	0.00	0.00	0.00	150,000.00	148,000.00	0.00

Particulars	UACS CODE	Appropriations			Allotments					1st Quarter Ending March 31	2nd Quarter Ending June 30
		Authorized Appropriations	Adjustments (Transfer To/From, Modifications/ Augmentations)	Adjusted Appropriations	Allotments Received	Adjustments (Reductions, Modifications/ Augmentations)	Transfer To	Transfer From	Adjusted Allotments		
1	2	3	4	5=(3+4)	6	7	8	9	10=[{6+(-)7} -8+9]	11	12
Other Maintenance and Operating Expenses	5029999000	353,700.00	0.00	353,700.00	353,700.00	0.00	0.00	0.00	353,700.00	0.00	12,220.00
Other Maintenance and Operating Expenses	5029999099	353,700.00	0.00	353,700.00	353,700.00	0.00	0.00	0.00	353,700.00	0.00	12,220.00
Capital Outlays		19,200,000.00	0.00	19,200,000.00	19,200,000.00	0.00	0.00	0.00	19,200,000.00	114,637.50	16,156,182.80
Property, Plant and Equipment Outlay	5060400000	19,200,000.00	0.00	19,200,000.00	19,200,000.00	0.00	0.00	0.00	19,200,000.00	114,637.50	16,156,182.80
Buildings and Other Structures	5060404000	19,200,000.00	0.00	19,200,000.00	19,200,000.00	0.00	0.00	0.00	19,200,000.00	114,637.50	16,156,182.80
Buildings	5060404001	5,561,000.00	0.00	5,561,000.00	5,561,000.00	0.00	0.00	0.00	5,561,000.00	0.00	5,090,651.44
School Buildings	5060404002	13,639,000.00	0.00	13,639,000.00	13,639,000.00	0.00	0.00	0.00	13,639,000.00	114,637.50	11,065,531.36
GRAND TOTAL		22,485,800.00	0.00	22,485,800.00	22,485,800.00	0.00	0.00	0.00	22,485,800.00	882,609.69	17,338,398.38

This report was generated using the Unified Reporting System on 24/10/2022 13:55 version.FAR1.2.5 ; Status : SUBMITTED


Certified Correct:


MELANIE B. VALENZUELA
 Budget Officer III


Certified Correct:


ATTY. JOEY B. MONDERO, CPA
 Accountant III/FMO

Recommending Approval:


JOHNNY B. DOLOR, Ed.D.
 Vice President for Administrative Affairs

Approved by:


NORDY D. SIASON JR., Ed.D., CESO VI
 SUC President

S

Department: State Uni
 Agency/Entity: Iloilo Sta
 Operating Unit: < not app
 Organization Code (UACS) : 08 062 00
 Fund Cluster: 01 Regul
 (e.g. UAC
 Account-


	Current Year Appropriations
	Supplemental Appropriations
X	Continuing Appropriations

Particulars	Obligations			Disbursements					Balances			
	3rd Quarter Ending Sept. 30	4th Quarter Ending Dec. 31	TOTAL	1st Quarter Ending March 31	2nd Quarter Ending June 30	3rd Quarter Ending Sept. 30	4th Quarter Ending Dec. 31	TOTAL	Unrelease d Appropriations	Unobligated Allotments	Unpaid Obligations (15-20)=(23+24)	
											Due and Demandable	Not Yet Due and Demandable
1	13	14	15=(11+12+13+14)	16	17	18	19	20=(16+17+18+19)	21=(5-10)	22=(10-15)	23	24
SUMMARY	591,451.22	0.00	18,812,459.29	882,609.69	7,856,934.24	2,938,967.22	0.00	11,678,511.15	0.00	3,673,340.71	7,133,948.14	0.00
I. CONTINUING APPROPRIATIONS	591,451.22	0.00	18,812,459.29	882,609.69	7,856,934.24	2,938,967.22	0.00	11,678,511.15	0.00	3,673,340.71	7,133,948.14	0.00
I. Agency Specific Budget	591,451.22	0.00	18,812,459.29	882,609.69	7,856,934.24	2,938,967.22	0.00	11,678,511.15	0.00	3,673,340.71	7,133,948.14	0.00
Maintenance and Other Operating Expenses	407,951.22	0.00	2,358,138.99	767,972.19	1,182,215.58	395,451.22	0.00	2,345,638.99	0.00	927,661.01	12,500.00	0.00
Traveling Expenses	0.00	0.00	50,000.00	0.00	50,000.00	0.00	0.00	50,000.00	0.00	0.00	0.00	0.00
Traveling Expenses - Local	0.00	0.00	50,000.00	0.00	50,000.00	0.00	0.00	50,000.00	0.00	0.00	0.00	0.00
Training and Scholarship Expenses	82,070.00	0.00	955,946.25	0.00	873,876.25	82,070.00	0.00	955,946.25	0.00	53.75	0.00	0.00
Training Expenses	82,070.00	0.00	955,946.25	0.00	873,876.25	82,070.00	0.00	955,946.25	0.00	53.75	0.00	0.00
Training Expenses	82,070.00	0.00	955,946.25	0.00	873,876.25	82,070.00	0.00	955,946.25	0.00	53.75	0.00	0.00
Utility Expenses	0.00	0.00	21,615.20	15,386.93	6,228.27	0.00	0.00	21,615.20	0.00	584.80	0.00	0.00
Water Expenses	0.00	0.00	18,715.20	12,486.93	6,228.27	0.00	0.00	18,715.20	0.00	584.80	0.00	0.00
Electricity Expenses	0.00	0.00	2,900.00	2,900.00	0.00	0.00	0.00	2,900.00	0.00	0.00	0.00	0.00
Communication Expenses	20,020.07	0.00	583,518.00	507,359.77	56,138.16	20,020.07	0.00	583,518.00	0.00	16,982.00	0.00	0.00
Telephone Expenses	0.00	0.00	108,797.93	71,772.32	37,025.61	0.00	0.00	108,797.93	0.00	2.07	0.00	0.00
Mobile	0.00	0.00	108,797.93	71,772.32	37,025.61	0.00	0.00	108,797.93	0.00	2.07	0.00	0.00
Internet Subscription Expenses	20,020.07	0.00	474,720.07	435,587.45	19,112.55	20,020.07	0.00	474,720.07	0.00	16,979.93	0.00	0.00
Taxes, Insurance Premiums and Other Fees	0.00	0.00	59,658.49	59,658.49	0.00	0.00	0.00	59,658.49	0.00	515,141.51	0.00	0.00
Insurance Expenses	0.00	0.00	59,658.49	59,658.49	0.00	0.00	0.00	59,658.49	0.00	515,141.51	0.00	0.00
Other Maintenance and Operating Expenses	305,861.15	0.00	687,401.05	185,567.00	195,972.90	293,361.15	0.00	674,901.05	0.00	394,898.95	12,500.00	0.00
Printing and Publication Expenses	14,674.00	0.00	17,874.00	712.00	2,488.00	14,674.00	0.00	17,874.00	0.00	53,326.00	0.00	0.00
Representation Expenses	289,187.15	0.00	507,307.05	36,855.00	181,264.90	276,687.15	0.00	494,807.05	0.00	92.95	12,500.00	0.00
Membership Dues and Contributions to Organizations	2,000.00	0.00	150,000.00	148,000.00	0.00	2,000.00	0.00	150,000.00	0.00	0.00	0.00	0.00

Particulars	Obligations			Disbursements					Balances			
	3rd Quarter Ending Sept. 30	4th Quarter Ending Dec. 31	TOTAL	1st Quarter Ending March 31	2nd Quarter Ending June 30	3rd Quarter Ending Sept. 30	4th Quarter Ending Dec. 31	TOTAL	Unrelease d Appropriations	Unobligated Allotments	Unpaid Obligations (15-20)=(23+24)	
											Due and Demandable	Not Yet Due and Demandable
1	13	14	15=(11+12+13+14)	16	17	18	19	20=(16+17+18+19)	21=(5-10)	22=(10-15)	23	24
Other Maintenance and Operating Expenses	0.00	0.00	12,220.00	0.00	12,220.00	0.00	0.00	12,220.00	0.00	341,480.00	0.00	0.00
Other Maintenance and Operating Expenses	0.00	0.00	12,220.00	0.00	12,220.00	0.00	0.00	12,220.00	0.00	341,480.00	0.00	0.00
Capital Outlays	183,500.00	0.00	16,454,320.30	114,637.50	6,674,718.66	2,543,516.00	0.00	9,332,872.16	0.00	2,745,679.70	7,121,448.14	0.00
Property, Plant and Equipment Outlay	183,500.00	0.00	16,454,320.30	114,637.50	6,674,718.66	2,543,516.00	0.00	9,332,872.16	0.00	2,745,679.70	7,121,448.14	0.00
Buildings and Other Structures	183,500.00	0.00	16,454,320.30	114,637.50	6,674,718.66	2,543,516.00	0.00	9,332,872.16	0.00	2,745,679.70	7,121,448.14	0.00
Buildings	183,500.00	0.00	5,274,151.44	0.00	2,619,563.44	183,500.00	0.00	2,803,063.44	0.00	286,848.56	2,471,088.00	0.00
School Buildings	0.00	0.00	11,180,168.86	114,637.50	4,055,155.22	2,360,016.00	0.00	6,529,808.72	0.00	2,458,831.14	4,650,360.14	0.00
GRAND TOTAL	591,451.22	0.00	18,812,459.29	882,609.69	7,856,934.24	2,938,967.22	0.00	11,678,511.15	0.00	3,673,340.71	7,133,948.14	0.00

This report was generated using the Unified Re

Certified Correct:


MELANIE B. VALENZUELA
 Budget Officer III


Certified Correct:


ATTY. JOLY B. MONDERO, CPA
 Accountant III/FMO

Recommending Approval:


JOHNNY B. DOLOR, Ed.D.
 Vice President for Administrative Affairs

Approved by:


NORDY D. SIASON JR., Ed.D., CESO VI
 SUC President