

**SUMMARY OF APPROPRIATIONS, ALLOTMENTS, OBLIGATIONS, DISBURSEMENTS AND BALANCES BY OBJECT OF EXPENDITURES**

As at the Quarter Ending September 30, 2023

Department : State Universities and Colleges (SUCs)  
 Agency/Entity : Iloilo State College of Fisheries  
 Operating Unit : < not applicable >  
 Organization Code : 08 062 0000000  
 Fund Cluster : 01 - Regular Agency Fund  
 (e.g. UACS Fund Cluster: 01-Regular Agency Fund, 02-Foreign Assisted Projects Fund, 03-Special Account-Locally Funded/Domestic Grants Fund, and 04-Special Account-Foreign Assisted/Foreign Grants Fund)

Particulars	UACS CODE	Appropriations			Allotments					Obligations		
		Authorized Appropriations	Adjustments (Transfer To/From, Modification)	Adjusted Appropriations	Allotments Received	Adjustments (Reductions, Modifications)	Transfer To	Transfer From	Adjusted Allotments	1st Quarter Ending March 31	2nd Quarter Ending June 30	3rd Quarter Ending September 30
1	2	3	4	5=(3+4)	6	7	8	9	10={6+(-)7}-	11	12	13
<b>SUMMARY</b>		<b>16,285,300.00</b>	<b>0.00</b>	<b>16,285,300.00</b>	<b>16,285,300.00</b>	<b>0.00</b>	<b>0.00</b>	<b>0.00</b>	<b>16,285,300.00</b>	<b>4,065,556.00</b>	<b>0.00</b>	<b>6,349,088.93</b>
<b>I. AGENCY SPECIFIC BUDGET</b>		<b>16,285,300.00</b>	<b>0.00</b>	<b>16,285,300.00</b>	<b>16,285,300.00</b>	<b>0.00</b>	<b>0.00</b>	<b>0.00</b>	<b>16,285,300.00</b>	<b>4,065,556.00</b>	<b>0.00</b>	<b>6,349,088.93</b>
Maintenance and Other Operating Expenses		4,665,300.00	0.00	4,665,300.00	4,665,300.00	0.00	0.00	0.00	4,665,300.00	0.00	0.00	2,048,543.00
Other Maintenance and Operating Expenses		4,665,300.00	0.00	4,665,300.00	4,665,300.00	0.00	0.00	0.00	4,665,300.00	0.00	0.00	2,048,543.00
Other Maintenance and Operating Expenses	5029999000	4,665,300.00	0.00	4,665,300.00	4,665,300.00	0.00	0.00	0.00	4,665,300.00	0.00	0.00	2,048,543.00
Other Maintenance and Operating Expenses	5029999099	4,665,300.00	0.00	4,665,300.00	4,665,300.00	0.00	0.00	0.00	4,665,300.00	0.00	0.00	2,048,543.00
<b>Capital Outlays</b>		<b>11,620,000.00</b>	<b>0.00</b>	<b>11,620,000.00</b>	<b>11,620,000.00</b>	<b>0.00</b>	<b>0.00</b>	<b>0.00</b>	<b>11,620,000.00</b>	<b>4,065,556.00</b>	<b>0.00</b>	<b>4,300,545.93</b>
<b>Property, Plant and Equipment Outlay</b>		<b>11,620,000.00</b>	<b>0.00</b>	<b>11,620,000.00</b>	<b>11,620,000.00</b>	<b>0.00</b>	<b>0.00</b>	<b>0.00</b>	<b>11,620,000.00</b>	<b>4,065,556.00</b>	<b>0.00</b>	<b>4,300,545.93</b>
Buildings and Other Structures	5060404000	7,411,000.00	0.00	7,411,000.00	7,411,000.00	0.00	0.00	0.00	7,411,000.00	3,876,561.00	0.00	2,579,703.93
School Buildings	5060404002	7,411,000.00	0.00	7,411,000.00	7,411,000.00	0.00	0.00	0.00	7,411,000.00	3,876,561.00	0.00	2,579,703.93
Machinery and Equipment Outlay	5060405000	3,439,000.00	0.00	3,439,000.00	3,439,000.00	0.00	0.00	0.00	3,439,000.00	0.00	0.00	1,720,842.00
Other Machinery and Equipment	5060405099	3,439,000.00	0.00	3,439,000.00	3,439,000.00	0.00	0.00	0.00	3,439,000.00	0.00	0.00	1,720,842.00
Furniture, Fixtures and Books Outlay	5060407000	770,000.00	0.00	770,000.00	770,000.00	0.00	0.00	0.00	770,000.00	188,995.00	0.00	0.00
Furniture and Fixtures	5060407001	770,000.00	0.00	770,000.00	770,000.00	0.00	0.00	0.00	770,000.00	188,995.00	0.00	0.00
<b>GRAND TOTAL</b>		<b>16,285,300.00</b>	<b>0.00</b>	<b>16,285,300.00</b>	<b>16,285,300.00</b>	<b>0.00</b>	<b>0.00</b>	<b>0.00</b>	<b>16,285,300.00</b>	<b>4,065,556.00</b>	<b>0.00</b>	<b>6,349,088.93</b>

This report was generated using the Unified Reporting System on October 26, 2023 10:39 AM; Status : SUBMITTED

Prepared by:

  
**MELIN V. BUYONG**  
 Administrative Assistant III


Reviewed by:

  
**SHEILA P. BALLEMPO**  
 OIC - Budget Officer

Reviewed by:

  
**ATTY. JOE B. MONDERO, CPA**  
 Financial Management Officer

Recommending Approval:

  
**JOHNNY B. DOLON, Ed.D.**  
 Vice President for Administrative Affairs

Approved by:

  
**NORDY D. SLASON JR., Ed.D. CESO VI**  
 SUC President II





Department : State Unive  
 Agency/Entity : Iloilo State  
 Operating Unit : < not applic  
 Organization Code : 08 062 0000  
 Fund Cluster : 01 - Regular  
 (e.g. UACS  
 Assisted/Fc


	Current Year Appropriations
	Supplemental Appropriations
X	Continuing Appropriations

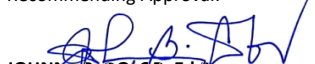
Particulars	Disbursements						Balances				
	4th Quarter Ending December 31	Total	1st Quarter Ending March 31	2nd Quarter Ending June 30	3rd Quarter Ending September 30	4th Quarter Ending December 31	Total	Unreleased Appropriation s	Unobligated Allotments	Unpaid Obligations (15-20)=(23+24)	
	14	15=(11+12+13)	16	17	18	19	20=(16+17+18)	21=(5-10)	22=(10-15)	23 Due and Demandable	24 NOT Yet Due and Demandable
<b>SUMMARY</b>	0.00	10,414,644.93	188,995.00	2,719,034.50	6,023,165.85	0.00	8,931,195.35	0.00	5,870,655.07	1,483,449.58	0.00
<b>I. AGENCY SPECIFIC BUDGET</b>	0.00	10,414,644.93	188,995.00	2,719,034.50	6,023,165.85	0.00	8,931,195.35	0.00	5,870,655.07	1,483,449.58	0.00
Maintenance and Other Operatir Expenses	0.00	2,048,543.00	0.00	0.00	2,048,543.00	0.00	2,048,543.00	0.00	2,616,757.00	0.00	0.00
Other Maintenance and Operating Expenses	0.00	2,048,543.00	0.00	0.00	2,048,543.00	0.00	2,048,543.00	0.00	2,616,757.00	0.00	0.00
Other Maintenance and Operating Expenses	0.00	2,048,543.00	0.00	0.00	2,048,543.00	0.00	2,048,543.00	0.00	2,616,757.00	0.00	0.00
Other Maintenance and Operating Expenses	0.00	2,048,543.00	0.00	0.00	2,048,543.00	0.00	2,048,543.00	0.00	2,616,757.00	0.00	0.00
<b>Capital Outlays</b>	0.00	8,366,101.93	188,995.00	2,719,034.50	3,974,622.85	0.00	6,882,652.35	0.00	3,253,898.07	1,483,449.58	0.00
<b>Property, Plant and Equipment Outlay</b>	0.00	8,366,101.93	188,995.00	2,719,034.50	3,974,622.85	0.00	6,882,652.35	0.00	3,253,898.07	1,483,449.58	0.00
Buildings and Other Structures	0.00	6,456,264.93	0.00	2,719,034.50	2,253,780.85	0.00	4,972,815.35	0.00	954,735.07	1,483,449.58	0.00
School Buildings	0.00	6,456,264.93	0.00	2,719,034.50	2,253,780.85	0.00	4,972,815.35	0.00	954,735.07	1,483,449.58	0.00
Machinery and Equipment Outlay	0.00	1,720,842.00	0.00	0.00	1,720,842.00	0.00	1,720,842.00	0.00	1,718,158.00	0.00	0.00
Other Machinery and Equipment	0.00	1,720,842.00	0.00	0.00	1,720,842.00	0.00	1,720,842.00	0.00	1,718,158.00	0.00	0.00
Furniture, Fixtures and Books Outlay	0.00	188,995.00	188,995.00	0.00	0.00	0.00	188,995.00	0.00	581,005.00	0.00	0.00
Furniture and Fixtures	0.00	188,995.00	188,995.00	0.00	0.00	0.00	188,995.00	0.00	581,005.00	0.00	0.00
<b>GRAND TOTAL</b>	0.00	10,414,644.93	188,995.00	2,719,034.50	6,023,165.85	0.00	8,931,195.35	0.00	5,870,655.07	1,483,449.58	0.00


This report was generated using the Ur

Prepared by:  
  
 MELIN V. BUYONG  
 Administrative Assistant III

Reviewed by:  
  
 SHEILA P. BALLEMPO  
 OIC - Budget Officer

Reviewed by:  
  
 ATTY. JOEY B. MONDERO, CPA  
 Financial Management Officer

Recommending Approval:  
  
 JOHNNY B. DOLON, Ed.D.  
 Vice President for Administrative Affairs

Approved by:  
  
 NORDY D. SIASON JR., Ed.D. CESO VI  
 SUC President II

