

STATEMENT OF APPROPRIATIONS, ALLOTMENTS, OBLIGATIONS, DISBURSEMENTS AND BALANCES

As at the Quarter Ending March 31, 2024

Department : State Universities and Colleges (SUCs)
 Agency/Entity : Iloilo State College of Fisheries
 Operating Unit : < not applicable >
 Organization Code : 08 062 0000000
 Fund Cluster : 01 - Regular Agency Fund


(e.g. UACS Fund Cluster: 01-Regular Agency Fund, 02-Foreign Assisted Projects Fund, 03-Special Account-Locally Funded/Domestic Grants Fund, and 04-Special Account-Foreign Assisted/Foreign Grants Fund)


Particulars	UACS CODE	Appropriations			Allotments						Cur		
		Authorized Appropriations	Adjustments (Transfer To/From, Modifications/ Augmentations)	Adjusted Appropriations	Allotments		Adjustments (Reductions, Modifications/ Augmentations)	Transfer To	Transfer From	Adjusted Allotments	1st Quarter Ending March 31	2nd Quarter Ending June 30	
					SARO	Unobligated							
1	2	3	4	5=(3+4)	6	7	8	9	10	11={6+7+(-)8}-	12	13	
Unreleased Appropriations		52,559,560.00	0.00	52,559,560.00	52,557,560.00	0.00	0.00	0.00	0.00	0.00	52,557,560.00	51,171,192.00	0.00
I. Agency Specific Budget		52,559,560.00	0.00	52,559,560.00	52,557,560.00	0.00	0.00	0.00	0.00	0.00	52,557,560.00	51,171,192.00	0.00
Operations	3000000000000000	52,559,560.00	0.00	52,559,560.00	52,557,560.00	0.00	0.00	0.00	0.00	0.00	52,557,560.00	51,171,192.00	0.00
OO : Relevant and quality tertiary education ensured to achieve inclusive growth and access of poor but deserving students to quality tertiary education increased		52,559,560.00	0.00	52,559,560.00	52,557,560.00	0.00	0.00	0.00	0.00	0.00	52,557,560.00	51,171,192.00	0.00
HIGHER EDUCATION PROGRAM		52,559,560.00	0.00	52,559,560.00	52,557,560.00	0.00	0.00	0.00	0.00	0.00	52,557,560.00	51,171,192.00	0.00
Locally-Funded Project(s)		52,559,560.00	0.00	52,559,560.00	52,557,560.00	0.00	0.00	0.00	0.00	0.00	52,557,560.00	51,171,192.00	0.00
Capacity Development on Futures Thinking and Strategic Foresight	310100200067000	2,000,000.00	0.00	2,000,000.00	2,000,000.00	0.00	0.00	0.00	0.00	0.00	2,000,000.00	613,632.00	0.00
MOOE		2,000,000.00	0.00	2,000,000.00	2,000,000.00	0.00	0.00	0.00	0.00	0.00	2,000,000.00	613,632.00	0.00
Free Higher Education	310100200069000	50,557,560.00	0.00	50,557,560.00	50,557,560.00	0.00	0.00	0.00	0.00	0.00	50,557,560.00	50,557,560.00	0.00
MOOE		50,557,560.00	0.00	50,557,560.00	50,557,560.00	0.00	0.00	0.00	0.00	0.00	50,557,560.00	50,557,560.00	0.00
Higher Education Research and Innovation Project	310100200070000	2,000.00	0.00	2,000.00	0.00	0.00	0.00	0.00	0.00	0.00	0.00	0.00	0.00
Sub-Total, Operations		52,557,560.00	0.00	52,557,560.00	52,557,560.00	0.00	0.00	0.00	0.00	0.00	52,557,560.00	51,171,192.00	0.00
PS		0.00	0.00	0.00	0.00	0.00	0.00	0.00	0.00	0.00	0.00	0.00	0.00
MOOE		52,557,560.00	0.00	52,557,560.00	52,557,560.00	0.00	0.00	0.00	0.00	0.00	52,557,560.00	51,171,192.00	0.00
FinEx (if Applicable)		0.00	0.00	0.00	0.00	0.00	0.00	0.00	0.00	0.00	0.00	0.00	0.00
CO		0.00	0.00	0.00	0.00	0.00	0.00	0.00	0.00	0.00	0.00	0.00	0.00
Sub-Total, I. Agency Specific Budget		52,559,560.00	0.00	52,559,560.00	52,557,560.00	0.00	0.00	0.00	0.00	0.00	52,557,560.00	51,171,192.00	0.00
PS		0.00	0.00	0.00	0.00	0.00	0.00	0.00	0.00	0.00	0.00	0.00	0.00
MOOE		52,557,560.00	0.00	52,557,560.00	52,557,560.00	0.00	0.00	0.00	0.00	0.00	52,557,560.00	51,171,192.00	0.00
FinEx (if Applicable)		0.00	0.00	0.00	0.00	0.00	0.00	0.00	0.00	0.00	0.00	0.00	0.00
CO		0.00	0.00	0.00	0.00	0.00	0.00	0.00	0.00	0.00	0.00	0.00	0.00
Unobligated Allotment		0.00	0.00	0.00	0.00	2,948,960.95	0.00	0.00	0.00	0.00	2,948,960.95	176,155.00	0.00
I. Agency Specific Budget		0.00	0.00	0.00	0.00	2,948,960.95	0.00	0.00	0.00	0.00	2,948,960.95	176,155.00	0.00
General Administration and Support	1000000000000000	0.00	0.00	0.00	0.00	7,845.56	0.00	0.00	0.00	0.00	7,845.56	0.00	0.00
General Management and Supervision	100000100001000	0.00	0.00	0.00	0.00	7,845.56	0.00	0.00	0.00	0.00	7,845.56	0.00	0.00
MOOE		0.00	0.00	0.00	0.00	7,845.56	0.00	0.00	0.00	0.00	7,845.56	0.00	0.00
Sub-Total, General Administration and Support		0.00	0.00	0.00	0.00	7,845.56	0.00	0.00	0.00	0.00	7,845.56	0.00	0.00


Particulars	UACS CODE	Appropriations			Allotments						Cur	
		Authorized Appropriations	Adjustments (Transfer To/From, Modifications/ Augmentations)	Adjusted Appropriations	Allotments		Adjustments (Reductions, Modifications/ Augmentations)	Transfer To	Transfer From	Adjusted Allotments	1st Quarter Ending March 31	2nd Quarter Ending June 30
					SARO	Unobligated						
1	2	3	4	5=(3+4)	6	7	8	9	10	11={6+7+(-)8}-	12	13
PS		0.00	0.00	0.00	0.00	0.00	0.00	0.00	0.00	0.00	0.00	0.00
MOOE		0.00	0.00	0.00	0.00	7,845.56	0.00	0.00	0.00	0.00	7,845.56	0.00
FinEx (if Applicable)		0.00	0.00	0.00	0.00	0.00	0.00	0.00	0.00	0.00	0.00	0.00
CO		0.00	0.00	0.00	0.00	0.00	0.00	0.00	0.00	0.00	0.00	0.00
Support to Operations	2000000000000000	0.00	0.00	0.00	0.00	132.04	0.00	0.00	0.00	0.00	132.04	0.00
Auxiliary Services	200000100001000	0.00	0.00	0.00	0.00	132.04	0.00	0.00	0.00	0.00	132.04	0.00
MOOE		0.00	0.00	0.00	0.00	132.04	0.00	0.00	0.00	0.00	132.04	0.00
Sub-Total, Support to Operations		0.00	0.00	0.00	0.00	132.04	0.00	0.00	0.00	0.00	132.04	0.00
PS		0.00	0.00	0.00	0.00	0.00	0.00	0.00	0.00	0.00	0.00	0.00
MOOE		0.00	0.00	0.00	0.00	132.04	0.00	0.00	0.00	0.00	132.04	0.00
FinEx (if Applicable)		0.00	0.00	0.00	0.00	0.00	0.00	0.00	0.00	0.00	0.00	0.00
CO		0.00	0.00	0.00	0.00	0.00	0.00	0.00	0.00	0.00	0.00	0.00
Operations	3000000000000000	0.00	0.00	0.00	0.00	2,940,983.35	0.00	0.00	0.00	0.00	2,940,983.35	176,155.00
OO : Relevant and quality tertiary education ensured to achieve inclusive growth and access of poor but deserving students to quality tertiary education increased		0.00	0.00	0.00	0.00	2,919,011.72	0.00	0.00	0.00	0.00	2,919,011.72	176,155.00
HIGHER EDUCATION PROGRAM		0.00	0.00	0.00	0.00	2,919,011.72	0.00	0.00	0.00	0.00	2,919,011.72	176,155.00
Provision of Higher Education Services	310100100001000	0.00	0.00	0.00	0.00	226,962.72	0.00	0.00	0.00	0.00	226,962.72	0.00
MOOE		0.00	0.00	0.00	0.00	226,962.72	0.00	0.00	0.00	0.00	226,962.72	0.00
Locally-Funded Project(s)		0.00	0.00	0.00	0.00	2,692,049.00	0.00	0.00	0.00	0.00	2,692,049.00	176,155.00
Higher Education Research and Innovation Project	310100200070000	0.00	0.00	0.00	0.00	2,692,049.00	0.00	0.00	0.00	0.00	2,692,049.00	176,155.00
MOOE		0.00	0.00	0.00	0.00	2,692,049.00	0.00	0.00	0.00	0.00	2,692,049.00	176,155.00
OO : Higher education research improved to promote economic productivity and innovation		0.00	0.00	0.00	0.00	9,485.35	0.00	0.00	0.00	0.00	9,485.35	0.00
RESEARCH PROGRAM		0.00	0.00	0.00	0.00	9,485.35	0.00	0.00	0.00	0.00	9,485.35	0.00
Conduct of Research Services	320200100001000	0.00	0.00	0.00	0.00	325.06	0.00	0.00	0.00	0.00	325.06	0.00
MOOE		0.00	0.00	0.00	0.00	325.06	0.00	0.00	0.00	0.00	325.06	0.00
Locally-Funded Project(s)		0.00	0.00	0.00	0.00	9,160.29	0.00	0.00	0.00	0.00	9,160.29	0.00
Construction of Research and Extension Hub, Main Campus	320200200008000	0.00	0.00	0.00	0.00	9,160.29	0.00	0.00	0.00	0.00	9,160.29	0.00
CO		0.00	0.00	0.00	0.00	9,160.29	0.00	0.00	0.00	0.00	9,160.29	0.00
OO : Community engagement increased		0.00	0.00	0.00	0.00	12,486.28	0.00	0.00	0.00	0.00	12,486.28	0.00
TECHNICAL ADVISORY EXTENSION PROGRAM		0.00	0.00	0.00	0.00	12,486.28	0.00	0.00	0.00	0.00	12,486.28	0.00
Provision of Extension Services	330100100001000	0.00	0.00	0.00	0.00	12,486.28	0.00	0.00	0.00	0.00	12,486.28	0.00
MOOE		0.00	0.00	0.00	0.00	12,486.28	0.00	0.00	0.00	0.00	12,486.28	0.00
Sub-Total, Operations		0.00	0.00	0.00	0.00	2,940,983.35	0.00	0.00	0.00	0.00	2,940,983.35	176,155.00
PS		0.00	0.00	0.00	0.00	0.00	0.00	0.00	0.00	0.00	0.00	0.00
MOOE		0.00	0.00	0.00	0.00	2,931,823.06	0.00	0.00	0.00	0.00	2,931,823.06	176,155.00
FinEx (if Applicable)		0.00	0.00	0.00	0.00	0.00	0.00	0.00	0.00	0.00	0.00	0.00
CO		0.00	0.00	0.00	0.00	9,160.29	0.00	0.00	0.00	0.00	9,160.29	0.00

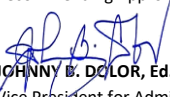
Particulars	UACS CODE	Appropriations			Allotments						Cur	
		Authorized Appropriations	Adjustments (Transfer To/From, Modifications/ Augmentations)	Adjusted Appropriations	Allotments		Adjustments (Reductions, Modifications/ Augmentations)	Transfer To	Transfer From	Adjusted Allotments	1st Quarter Ending March 31	2nd Quarter Ending June 30
					SARO	Unobligated						
1	2	3	4	5=(3+4)	6	7	8	9	10	11={6+7+(-)8}-	12	13
Sub-Total, I. Agency Specific Budget		0.00	0.00	0.00	0.00	2,948,960.95	0.00	0.00	0.00	2,948,960.95	176,155.00	0.00
PS		0.00	0.00	0.00	0.00	0.00	0.00	0.00	0.00	0.00	0.00	0.00
MOOE		0.00	0.00	0.00	0.00	2,939,800.66	0.00	0.00	0.00	2,939,800.66	176,155.00	0.00
FinEx (if Applicable)		0.00	0.00	0.00	0.00	0.00	0.00	0.00	0.00	0.00	0.00	0.00
CO		0.00	0.00	0.00	0.00	9,160.29	0.00	0.00	0.00	9,160.29	0.00	0.00
GRAND TOTAL		52,557,560.00	0.00	52,557,560.00	52,557,560.00	2,948,960.95	0.00	0.00	0.00	55,506,520.95	51,347,347.00	0.00
PS		0.00	0.00	0.00	0.00	0.00	0.00	0.00	0.00	0.00	0.00	0.00
MOOE		52,557,560.00	0.00	52,557,560.00	52,557,560.00	2,939,800.66	0.00	0.00	0.00	55,497,360.66	51,347,347.00	0.00
FinEx (if Applicable)		0.00	0.00	0.00	0.00	0.00	0.00	0.00	0.00	0.00	0.00	0.00
CO		0.00	0.00	0.00	0.00	9,160.29	0.00	0.00	0.00	9,160.29	0.00	0.00
Recapitulation by OO:												
Unreleased Appropriations		52,559,560.00	0.00	52,559,560.00	52,557,560.00	0.00	0.00	0.00	0.00	52,557,560.00	51,171,192.00	0.00
I. Agency Specific Budget		52,559,560.00	0.00	52,559,560.00	52,557,560.00	0.00	0.00	0.00	0.00	52,557,560.00	51,171,192.00	0.00
HIGHER EDUCATION PROGRAM		52,559,560.00	0.00	52,559,560.00	52,557,560.00	0.00	0.00	0.00	0.00	52,557,560.00	51,171,192.00	0.00
Unobligated Allotment		0.00	0.00	0.00	0.00	2,940,983.35	0.00	0.00	0.00	2,940,983.35	176,155.00	0.00
I. Agency Specific Budget		0.00	0.00	0.00	0.00	2,940,983.35	0.00	0.00	0.00	2,940,983.35	176,155.00	0.00
HIGHER EDUCATION PROGRAM		0.00	0.00	0.00	0.00	2,919,011.72	0.00	0.00	0.00	2,919,011.72	176,155.00	0.00
RESEARCH PROGRAM		0.00	0.00	0.00	0.00	9,485.35	0.00	0.00	0.00	9,485.35	0.00	0.00
TECHNICAL ADVISORY EXTENSION PROGRAM		0.00	0.00	0.00	0.00	12,486.28	0.00	0.00	0.00	12,486.28	0.00	0.00


This report was generated using the Unified Reporting System on May 3, 2024 1:28 PM; Status : SUBMITTED

Prepared by:

 MELIN V. PUYONG
 Administrative Assistant III

Reviewed by:

 SHEILA M. BALEMPO
 OIC - Budget Officer

Reviewed by:

 ATTY. JOEY B. MONDERO, CPA
 Financial Management Officer

Recommending Approval:

 JOHNNY B. DOLOR, Ed.D.
 Vice President for Administrative Affairs

Approved by:

 NORDY D. SIASON JR., Ed.D. CESO VI
 SUC President II

Department : State Univer
 Agency/Entity : Iloilo State C
 Operating Unit : < not applic
 Organization Code : 08 062 0000
 Fund Cluster : 01 - Regular

(e.g. UACS I

	Current Year Appropriations
	Supplemental Appropriations
X	Continuing Appropriations

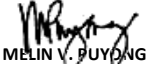
Particulars	Current Year Obligations			Current Year Disbursements					Balances			
	3rd Quarter Ending September 30	4th Quarter Ending December 31	Total	1st Quarter Ending March 31	2nd Quarter Ending June 30	3rd Quarter Ending September 30	4th Quarter Ending December 31	Total	Unused Funds		Unpaid Obligations (16-21)=(24+25)	
	14	15	16=(12+13+14+	17	18	19	20	21=(17+18+19+	Unreleased Appropriations	Unobligated Allotments	Due and Demandable	Not Yet Due and Demandable
									22=(5-11)	23=(11-16)	24	25
Unreleased Appropriations	0.00	0.00	51,171,192.00	51,171,192.00	0.00	0.00	0.00	51,171,192.00	2,000.00	1,386,368.00	0.00	0.00
I. Agency Specific Budget	0.00	0.00	51,171,192.00	51,171,192.00	0.00	0.00	0.00	51,171,192.00	2,000.00	1,386,368.00	0.00	0.00
Operations	0.00	0.00	51,171,192.00	51,171,192.00	0.00	0.00	0.00	51,171,192.00	2,000.00	1,386,368.00	0.00	0.00
OO : Relevant and quality tertiary education ensured to achieve inclusive growth and access of poor but deserving students to quality tertiary education increased	0.00	0.00	51,171,192.00	51,171,192.00	0.00	0.00	0.00	51,171,192.00	2,000.00	1,386,368.00	0.00	0.00
HIGHER EDUCATION PROGRAM	0.00	0.00	51,171,192.00	51,171,192.00	0.00	0.00	0.00	51,171,192.00	2,000.00	1,386,368.00	0.00	0.00
Locally-Funded Project(s)	0.00	0.00	51,171,192.00	51,171,192.00	0.00	0.00	0.00	51,171,192.00	2,000.00	1,386,368.00	0.00	0.00
Capacity Development on Futures Thinking and Strategic Foresight	0.00	0.00	613,632.00	613,632.00	0.00	0.00	0.00	613,632.00	0.00	1,386,368.00	0.00	0.00
MOOE	0.00	0.00	613,632.00	613,632.00	0.00	0.00	0.00	613,632.00	0.00	1,386,368.00	0.00	0.00
Free Higher Education	0.00	0.00	50,557,560.00	50,557,560.00	0.00	0.00	0.00	50,557,560.00	0.00	0.00	0.00	0.00
MOOE	0.00	0.00	50,557,560.00	50,557,560.00	0.00	0.00	0.00	50,557,560.00	0.00	0.00	0.00	0.00
Higher Education Research and Innovation Project	0.00	0.00	0.00	0.00	0.00	0.00	0.00	0.00	2,000.00	0.00	0.00	0.00
Sub-Total, Operations	0.00	0.00	51,171,192.00	51,171,192.00	0.00	0.00	0.00	51,171,192.00	0.00	1,386,368.00	0.00	0.00
PS	0.00	0.00	0.00	0.00	0.00	0.00	0.00	0.00	0.00	0.00	0.00	0.00
MOOE	0.00	0.00	51,171,192.00	51,171,192.00	0.00	0.00	0.00	51,171,192.00	0.00	1,386,368.00	0.00	0.00
FinEx (if Applicable)	0.00	0.00	0.00	0.00	0.00	0.00	0.00	0.00	0.00	0.00	0.00	0.00
CO	0.00	0.00	0.00	0.00	0.00	0.00	0.00	0.00	0.00	0.00	0.00	0.00
Sub-Total, I. Agency Specific Budget	0.00	0.00	51,171,192.00	51,171,192.00	0.00	0.00	0.00	51,171,192.00	2,000.00	1,386,368.00	0.00	0.00
PS	0.00	0.00	0.00	0.00	0.00	0.00	0.00	0.00	0.00	0.00	0.00	0.00
MOOE	0.00	0.00	51,171,192.00	51,171,192.00	0.00	0.00	0.00	51,171,192.00	0.00	1,386,368.00	0.00	0.00
FinEx (if Applicable)	0.00	0.00	0.00	0.00	0.00	0.00	0.00	0.00	0.00	0.00	0.00	0.00
CO	0.00	0.00	0.00	0.00	0.00	0.00	0.00	0.00	0.00	0.00	0.00	0.00
Unobligated Allotment	0.00	0.00	176,155.00	176,155.00	0.00	0.00	0.00	176,155.00	0.00	2,772,805.95	0.00	0.00
I. Agency Specific Budget	0.00	0.00	176,155.00	176,155.00	0.00	0.00	0.00	176,155.00	0.00	2,772,805.95	0.00	0.00
General Administration and Support	0.00	0.00	0.00	0.00	0.00	0.00	0.00	0.00	0.00	7,845.56	0.00	0.00
General Management and Supervision	0.00	0.00	0.00	0.00	0.00	0.00	0.00	0.00	0.00	7,845.56	0.00	0.00
MOOE	0.00	0.00	0.00	0.00	0.00	0.00	0.00	0.00	0.00	7,845.56	0.00	0.00
Sub-Total, General Administration and Support	0.00	0.00	0.00	0.00	0.00	0.00	0.00	0.00	0.00	7,845.56	0.00	0.00

Particulars	Current Year Obligations			Current Year Disbursements					Balances			
	3rd Quarter Ending September 30	4th Quarter Ending December 31	Total	1st Quarter Ending March 31	2nd Quarter Ending June 30	3rd Quarter Ending September 30	4th Quarter Ending December 31	Total	Unused Funds		Unpaid Obligations (16-21)=(24+25)	
									Unreleased Appropriations	Unobligated Allotments	Due and Demandable	Not Yet Due and Demandable
1	14	15	16=(12+13+14+)	17	18	19	20	21=(17+18+19+)	22=(5-11)	23=(11-16)	24	25
PS	0.00	0.00	0.00	0.00	0.00	0.00	0.00	0.00	0.00	0.00	0.00	0.00
MOOE	0.00	0.00	0.00	0.00	0.00	0.00	0.00	0.00	0.00	7,845.56	0.00	0.00
FinEx (if Applicable)	0.00	0.00	0.00	0.00	0.00	0.00	0.00	0.00	0.00	0.00	0.00	0.00
CO	0.00	0.00	0.00	0.00	0.00	0.00	0.00	0.00	0.00	0.00	0.00	0.00
Support to Operations	0.00	0.00	0.00	0.00	0.00	0.00	0.00	0.00	0.00	132.04	0.00	0.00
Auxiliary Services	0.00	0.00	0.00	0.00	0.00	0.00	0.00	0.00	0.00	132.04	0.00	0.00
MOOE	0.00	0.00	0.00	0.00	0.00	0.00	0.00	0.00	0.00	132.04	0.00	0.00
Sub-Total, Support to Operations	0.00	0.00	0.00	0.00	0.00	0.00	0.00	0.00	0.00	132.04	0.00	0.00
PS	0.00	0.00	0.00	0.00	0.00	0.00	0.00	0.00	0.00	0.00	0.00	0.00
MOOE	0.00	0.00	0.00	0.00	0.00	0.00	0.00	0.00	0.00	132.04	0.00	0.00
FinEx (if Applicable)	0.00	0.00	0.00	0.00	0.00	0.00	0.00	0.00	0.00	0.00	0.00	0.00
CO	0.00	0.00	0.00	0.00	0.00	0.00	0.00	0.00	0.00	0.00	0.00	0.00
Operations	0.00	0.00	176,155.00	176,155.00	0.00	0.00	0.00	176,155.00	0.00	2,764,828.35	0.00	0.00
OO : Relevant and quality tertiary education ensured to achieve inclusive growth and access of poor but deserving students to quality tertiary education increased	0.00	0.00	176,155.00	176,155.00	0.00	0.00	0.00	176,155.00	0.00	2,742,856.72	0.00	0.00
HIGHER EDUCATION PROGRAM	0.00	0.00	176,155.00	176,155.00	0.00	0.00	0.00	176,155.00	0.00	2,742,856.72	0.00	0.00
Provision of Higher Education Services	0.00	0.00	0.00	0.00	0.00	0.00	0.00	0.00	0.00	226,962.72	0.00	0.00
MOOE	0.00	0.00	0.00	0.00	0.00	0.00	0.00	0.00	0.00	226,962.72	0.00	0.00
Locally-Funded Project(s)	0.00	0.00	176,155.00	176,155.00	0.00	0.00	0.00	176,155.00	0.00	2,515,894.00	0.00	0.00
Higher Education Research and Innovation Project	0.00	0.00	176,155.00	176,155.00	0.00	0.00	0.00	176,155.00	0.00	2,515,894.00	0.00	0.00
MOOE	0.00	0.00	176,155.00	176,155.00	0.00	0.00	0.00	176,155.00	0.00	2,515,894.00	0.00	0.00
OO : Higher education research improved to promote economic productivity and innovation	0.00	0.00	0.00	0.00	0.00	0.00	0.00	0.00	0.00	9,485.35	0.00	0.00
RESEARCH PROGRAM	0.00	0.00	0.00	0.00	0.00	0.00	0.00	0.00	0.00	9,485.35	0.00	0.00
Conduct of Research Services	0.00	0.00	0.00	0.00	0.00	0.00	0.00	0.00	0.00	325.06	0.00	0.00
MOOE	0.00	0.00	0.00	0.00	0.00	0.00	0.00	0.00	0.00	325.06	0.00	0.00
Locally-Funded Project(s)	0.00	0.00	0.00	0.00	0.00	0.00	0.00	0.00	0.00	9,160.29	0.00	0.00
Construction of Research and Extension Hub, Main Campus	0.00	0.00	0.00	0.00	0.00	0.00	0.00	0.00	0.00	9,160.29	0.00	0.00
CO	0.00	0.00	0.00	0.00	0.00	0.00	0.00	0.00	0.00	9,160.29	0.00	0.00
OO : Community engagement increased	0.00	0.00	0.00	0.00	0.00	0.00	0.00	0.00	0.00	12,486.28	0.00	0.00
TECHNICAL ADVISORY EXTENSION PROGRAM	0.00	0.00	0.00	0.00	0.00	0.00	0.00	0.00	0.00	12,486.28	0.00	0.00
Provision of Extension Services	0.00	0.00	0.00	0.00	0.00	0.00	0.00	0.00	0.00	12,486.28	0.00	0.00
MOOE	0.00	0.00	0.00	0.00	0.00	0.00	0.00	0.00	0.00	12,486.28	0.00	0.00
Sub-Total, Operations	0.00	0.00	176,155.00	176,155.00	0.00	0.00	0.00	176,155.00	0.00	2,764,828.35	0.00	0.00
PS	0.00	0.00	0.00	0.00	0.00	0.00	0.00	0.00	0.00	0.00	0.00	0.00
MOOE	0.00	0.00	176,155.00	176,155.00	0.00	0.00	0.00	176,155.00	0.00	2,755,668.06	0.00	0.00
FinEx (if Applicable)	0.00	0.00	0.00	0.00	0.00	0.00	0.00	0.00	0.00	0.00	0.00	0.00
CO	0.00	0.00	0.00	0.00	0.00	0.00	0.00	0.00	0.00	9,160.29	0.00	0.00


Particulars	Current Year Obligations			Current Year Disbursements					Balances			
	3rd Quarter Ending September 30	4th Quarter Ending December 31	Total	1st Quarter Ending March 31	2nd Quarter Ending June 30	3rd Quarter Ending September 30	4th Quarter Ending December 31	Total	Unused Funds		Unpaid Obligations (16-21)=(24+25)	
	14	15	16=(12+13+14)	17	18	19	20	21=(17+18+19)	Unreleased Appropriations	Unobligated Allotments	Due and Demandable	Not Yet Due and Demandable
Sub-Total, I. Agency Specific Budget	0.00	0.00	176,155.00	176,155.00	0.00	0.00	0.00	176,155.00	0.00	2,772,805.95	0.00	0.00
PS	0.00	0.00	0.00	0.00	0.00	0.00	0.00	0.00	0.00	0.00	0.00	0.00
MOOE	0.00	0.00	176,155.00	176,155.00	0.00	0.00	0.00	176,155.00	0.00	2,763,645.66	0.00	0.00
FinEx (if Applicable)	0.00	0.00	0.00	0.00	0.00	0.00	0.00	0.00	0.00	0.00	0.00	0.00
CO	0.00	0.00	0.00	0.00	0.00	0.00	0.00	0.00	0.00	9,160.29	0.00	0.00
GRAND TOTAL	0.00	0.00	51,347,347.00	51,347,347.00	0.00	0.00	0.00	51,347,347.00	0.00	4,159,173.95	0.00	0.00
PS	0.00	0.00	0.00	0.00	0.00	0.00	0.00	0.00	0.00	0.00	0.00	0.00
MOOE	0.00	0.00	51,347,347.00	51,347,347.00	0.00	0.00	0.00	51,347,347.00	0.00	4,150,013.66	0.00	0.00
FinEx (if Applicable)	0.00	0.00	0.00	0.00	0.00	0.00	0.00	0.00	0.00	0.00	0.00	0.00
CO	0.00	0.00	0.00	0.00	0.00	0.00	0.00	0.00	0.00	9,160.29	0.00	0.00
Recapitulation by OO:												
Unreleased Appropriations	0.00	0.00	51,171,192.00	51,171,192.00	0.00	0.00	0.00	51,171,192.00	2,000.00	1,386,368.00	0.00	0.00
I. Agency Specific Budget	0.00	0.00	51,171,192.00	51,171,192.00	0.00	0.00	0.00	51,171,192.00	2,000.00	1,386,368.00	0.00	0.00
HIGHER EDUCATION PROGRAM	0.00	0.00	51,171,192.00	51,171,192.00	0.00	0.00	0.00	51,171,192.00	2,000.00	1,386,368.00	0.00	0.00
Unobligated Allotment	0.00	0.00	176,155.00	176,155.00	0.00	0.00	0.00	176,155.00	0.00	2,764,828.35	0.00	0.00
I. Agency Specific Budget	0.00	0.00	176,155.00	176,155.00	0.00	0.00	0.00	176,155.00	0.00	2,764,828.35	0.00	0.00
HIGHER EDUCATION PROGRAM	0.00	0.00	176,155.00	176,155.00	0.00	0.00	0.00	176,155.00	0.00	2,742,856.72	0.00	0.00
RESEARCH PROGRAM	0.00	0.00	0.00	0.00	0.00	0.00	0.00	0.00	0.00	9,485.35	0.00	0.00
TECHNICAL ADVISORY EXTENSION PROGRAM	0.00	0.00	0.00	0.00	0.00	0.00	0.00	0.00	0.00	12,486.28	0.00	0.00

This report was generated using the Unified

Prepared by:


MELIN V. PUYANG
Administrative Assistant III


Reviewed by:


SHEILA M. VILLEMPO
OIC - Budget Officer


Reviewed by:


ATTY. JOSE B. MONDERO, CPA
Financial Management Officer

Recommending Approval:


JOHNNY B. DOLOR, Ed.D.
Vice President for Administrative Affairs

Approved by:


MORDY D. SIASON JR., Ed.D. CESO VI
SUC President II