

STATEMENT OF APPROPRIATIONS, ALLOTMENTS, OBLIGATIONS, DISBURSEMENTS AND BALANCES

As at the Quarter Ending March 31, 2023

Department : State Universities and Colleges (SUCs)
 Agency/Entity : Iloilo State University of Fisheries Science and Technology (Iloilo State College of Fisheries)
 Operating Unit : < not applicable >
 Organization Code : 08 062 0000000
 Fund Cluster : 01 Regular Agency Fund

(e.g. UACS Fund Cluster: 01-Regular Agency Fund, 02-Foreign Assisted Projects Fund, 03-Special Account-Locally Funded/Domestic Grants Fund, and 04-Special Account-Foreign Assisted/Foreign Grants Fund)

Particulars	UACS CODE	Appropriations			Allotments					Current Year Obligations			
		Authorized Appropriations	Adjustments (Transfer To/From, Realignment)	Adjusted Appropriations	Allotments Received	Adjustments (Withdrawal, Realignment)	Transfer To	Transfer From	Adjusted Total Allotments	1st Quarter Ending March 31	2nd Quarter Ending June 30	3rd Quarter Ending September 30	4th Quarter Ending December 31
1	2	3	4	5=(3+4)	6	7	8	9	10=[(6+(-)7)-8+9]	11	12	13	14
I. Continuing Appropriations		16,285,800.00	0.00	16,285,800.00	16,285,800.00	0.00	0.00	0.00	16,285,800.00	4,065,556.00	0.00	0.00	0.00
I. Agency Specific Budget		16,285,800.00	0.00	16,285,800.00	16,285,800.00	0.00	0.00	0.00	16,285,800.00	4,065,556.00	0.00	0.00	0.00
Operations	0000000000	16,285,800.00	0.00	16,285,800.00	16,285,800.00	0.00	0.00	0.00	16,285,800.00	4,065,556.00	0.00	0.00	0.00
OO : Relevant and quality tertiary education ensured to achieve inclusive growth and access of poor but deserving students to quality tertiary education increased		16,285,800.00	0.00	16,285,800.00	16,285,800.00	0.00	0.00	0.00	16,285,800.00	4,065,556.00	0.00	0.00	0.00
HIGHER EDUCATION PROGRAM		16,285,800.00	0.00	16,285,800.00	16,285,800.00	0.00	0.00	0.00	16,285,800.00	4,065,556.00	0.00	0.00	0.00
Locally-Funded Project(s)		16,285,800.00	0.00	16,285,800.00	16,285,800.00	0.00	0.00	0.00	16,285,800.00	4,065,556.00	0.00	0.00	0.00
Completion of Fish Processing Plant, Main Campus	3101002000 65000	3,946,000.00	0.00	3,946,000.00	3,946,000.00	0.00	0.00	0.00	3,946,000.00	3,876,561.00	0.00	0.00	0.00
CO		3,946,000.00	0.00	3,946,000.00	3,946,000.00	0.00	0.00	0.00	3,946,000.00	3,876,561.00	0.00	0.00	0.00
Infrastructure and Smart Campus Development, Operationalization of Face-to-Face Classes and Upgrading/Procurement of Equipment	3101002000 66000	12,339,800.00	0.00	12,339,800.00	12,339,800.00	0.00	0.00	0.00	12,339,800.00	188,995.00	0.00	0.00	0.00
MOOE		4,665,300.00	0.00	4,665,300.00	4,665,300.00	0.00	0.00	0.00	4,665,300.00	0.00	0.00	0.00	0.00
CO		7,674,500.00	0.00	7,674,500.00	7,674,500.00	0.00	0.00	0.00	7,674,500.00	188,995.00	0.00	0.00	0.00
Sub-Total, Operations		16,285,800.00	0.00	16,285,800.00	16,285,800.00	0.00	0.00	0.00	16,285,800.00	4,065,556.00	0.00	0.00	0.00
PS		0.00	0.00	0.00	0.00	0.00	0.00	0.00	0.00	0.00	0.00	0.00	0.00
MOOE		4,665,300.00	0.00	4,665,300.00	4,665,300.00	0.00	0.00	0.00	4,665,300.00	0.00	0.00	0.00	0.00
FinEx (if Applicable)		0.00	0.00	0.00	0.00	0.00	0.00	0.00	0.00	0.00	0.00	0.00	0.00
CO		11,620,500.00	0.00	11,620,500.00	11,620,500.00	0.00	0.00	0.00	11,620,500.00	4,065,556.00	0.00	0.00	0.00
GRAND TOTAL		16,285,800.00	0.00	16,285,800.00	16,285,800.00	0.00	0.00	0.00	16,285,800.00	4,065,556.00	0.00	0.00	0.00
PS		0.00	0.00	0.00	0.00	0.00	0.00	0.00	0.00	0.00	0.00	0.00	0.00
MOOE		4,665,300.00	0.00	4,665,300.00	4,665,300.00	0.00	0.00	0.00	4,665,300.00	0.00	0.00	0.00	0.00
FinEx (if Applicable)		0.00	0.00	0.00	0.00	0.00	0.00	0.00	0.00	0.00	0.00	0.00	0.00
CO		11,620,500.00	0.00	11,620,500.00	11,620,500.00	0.00	0.00	0.00	11,620,500.00	4,065,556.00	0.00	0.00	0.00


This report was generated using the Unified Reporting System on April 24, 2023 10:07 AM version.FAR1.1.1 ; Status : PENDING

Certified Correct:


Certified Correct:


Recommending Approval:

Approved by:


MELANIE B. VALENZUELA
 Budget Officer III


ATTY. JOEY B. MONDERO, CPA
 Accountant III/FMO


JOHNNY B. DOLOR, Ed.D.
 Vice President for Administrative Affairs


NORDY D. SIASON JR., Ed.D., CESO VI
 SUC President


Department : State Univer:
 Agency/Entity : Iloilo State U
 Operating Unit : < not applica
 Organization Code : 08 062 00000
 Fund Cluster : 01 Regular A
 (e.g. UACS F
 Assisted/For

	Current Year Appropriations
	Supplemental Appropriations
X	Continuing Appropriations

Particulars	Current Year Disbursements						Balances				
	TOTAL	1st Quarter	2nd Quarter	3rd Quarter	4th Quarter	TOTAL	Unreleased	Unobligated	Unpaid Obligations		
		Ending	Ending	Ending	Ending				(15-20)=(23+24)	Not Yet Due	
1	15=(11+12+13+14)	March 31	June 30	September 30	December 31	19	20=(16+17+18+19)	21=(5-10)	22=(10-15)		23
I. Continuing Appropriations	4,065,556.00	188,995.00	0.00	0.00	0.00	188,995.00	0.00	12,220,244.00	3,876,561.00	0.00	0.00
I. Agency Specific Budget	4,065,556.00	188,995.00	0.00	0.00	0.00	188,995.00	0.00	12,220,244.00	3,876,561.00	0.00	0.00
Operations	4,065,556.00	188,995.00	0.00	0.00	0.00	188,995.00	0.00	12,220,244.00	3,876,561.00	0.00	0.00
OO : Relevant and quality tertiary education ensured to achieve inclusive growth and access of poor but deserving students to quality tertiary education increased	4,065,556.00	188,995.00	0.00	0.00	0.00	188,995.00	0.00	12,220,244.00	3,876,561.00	0.00	0.00
HIGHER EDUCATION PROGRAM	4,065,556.00	188,995.00	0.00	0.00	0.00	188,995.00	0.00	12,220,244.00	3,876,561.00	0.00	0.00
Locally-Funded Project(s)	4,065,556.00	188,995.00	0.00	0.00	0.00	188,995.00	0.00	12,220,244.00	3,876,561.00	0.00	0.00
Completion of Fish Processing Plant, Main Campus	3,876,561.00	0.00	0.00	0.00	0.00	0.00	0.00	69,439.00	3,876,561.00	0.00	0.00
CO	3,876,561.00	0.00	0.00	0.00	0.00	0.00	0.00	69,439.00	3,876,561.00	0.00	0.00
Infrastructure and Smart Campus Development, Operationalization of Face-to-Face Classes and Upgrading/Procurement of Equipment	188,995.00	188,995.00	0.00	0.00	0.00	188,995.00	0.00	12,150,805.00	0.00	0.00	0.00
MOOE	0.00	0.00	0.00	0.00	0.00	0.00	0.00	4,665,300.00	0.00	0.00	0.00
CO	188,995.00	188,995.00	0.00	0.00	0.00	188,995.00	0.00	7,485,505.00	0.00	0.00	0.00
Sub-Total, Operations	4,065,556.00	188,995.00	0.00	0.00	0.00	188,995.00	0.00	12,220,244.00	3,876,561.00	0.00	0.00
PS	0.00	0.00	0.00	0.00	0.00	0.00	0.00	0.00	0.00	0.00	0.00
MOOE	0.00	0.00	0.00	0.00	0.00	0.00	0.00	4,665,300.00	0.00	0.00	0.00
FinEx (if Applicable)	0.00	0.00	0.00	0.00	0.00	0.00	0.00	0.00	0.00	0.00	0.00
CO	4,065,556.00	188,995.00	0.00	0.00	0.00	188,995.00	0.00	7,554,944.00	3,876,561.00	0.00	0.00
GRAND TOTAL	4,065,556.00	188,995.00	0.00	0.00	0.00	188,995.00	0.00	12,220,244.00	3,876,561.00	0.00	0.00
PS	0.00	0.00	0.00	0.00	0.00	0.00	0.00	0.00	0.00	0.00	0.00
MOOE	0.00	0.00	0.00	0.00	0.00	0.00	0.00	4,665,300.00	0.00	0.00	0.00
FinEx (if Applicable)	0.00	0.00	0.00	0.00	0.00	0.00	0.00	0.00	0.00	0.00	0.00
CO	4,065,556.00	188,995.00	0.00	0.00	0.00	188,995.00	0.00	7,554,944.00	3,876,561.00	0.00	0.00

This report was generated using the Unified


Certified Correct:


 MELANIE B. VALENZUELA
 Budget Officer III


Certified Correct:


 ATTY. JOEY B. MONDERO, CPA
 Accountant III/FMO

Recommending Approval:


 JOHNINY B. DOLOR, Ed.D.
 Vice President for Administrative Affairs

Approved by:


 NURDY D. SIASON JR., Ed.D., CESO VI
 SUC President