

**STATEMENT OF APPROPRIATIONS, ALLOTMENTS, OBLIGATIONS, DISBURSEMENTS AND BALANCES**

As at the Quarter Ending March 31, 2022

Department : State Universities and Colleges (SUCs)

Agency/Entity : Iloilo State College of Fisheries

Operating Unit : < not applicable >

Organization Code (UACS) : 08 062 0000000

Fund Cluster : 01 Regular Agency Fund

(e.g. UACS Fund Cluster: 01-Regular Agency Fund, 02-Foreign Assisted Projects Fund, 03-Special Account-Locally Funded/Domestic Grants Fund, and 04-Special Account-Foreign Assisted/Foreign Grants Fund)

Particulars	UACS CODE	Appropriations			Allotments					Current	
		Authorized Appropriations	Adjustments (Transfer To/ From, Modifications/ Augmentations)	Adjusted Appropriations	Allotments Received	Adjustments (Reductions, Modifications/ Augmentations)	Transfer To	Transfer From	Adjusted Total Allotments	1st Quarter Ending March 31	2nd Quarter Ending June 30
1	2	3	4	5=(3+4)	6	7	8	9	10=[{6+(-)7}-8+9]	11	12
I. Agency Specific Budget		446,329,000.00	0.00	446,329,000.00	324,479,000.00	0.00	0.00	0.00	324,479,000.00	43,448,608.31	0.00
General Administration and Support	1000000000000000	86,402,000.00	0.00	86,402,000.00	86,402,000.00	0.00	0.00	0.00	86,402,000.00	4,980,452.63	0.00
General Management and Supervision	100000100001000	29,206,000.00	0.00	29,206,000.00	29,206,000.00	0.00	0.00	0.00	29,206,000.00	4,980,452.63	0.00
PS		20,743,000.00	0.00	20,743,000.00	20,743,000.00	0.00	0.00	0.00	20,743,000.00	4,116,001.80	0.00
MOOE		8,463,000.00	0.00	8,463,000.00	8,463,000.00	0.00	0.00	0.00	8,463,000.00	864,450.83	0.00
Administration of Personnel Benefits	100000100002000	57,196,000.00	0.00	57,196,000.00	57,196,000.00	0.00	0.00	0.00	57,196,000.00	0.00	0.00
PS		57,196,000.00	0.00	57,196,000.00	57,196,000.00	0.00	0.00	0.00	57,196,000.00	0.00	0.00
Sub-Total, General Administration and Support		86,402,000.00	0.00	86,402,000.00	86,402,000.00	0.00	0.00	0.00	86,402,000.00	4,980,452.63	0.00
PS		77,939,000.00	0.00	77,939,000.00	77,939,000.00	0.00	0.00	0.00	77,939,000.00	4,116,001.80	0.00
MOOE		8,463,000.00	0.00	8,463,000.00	8,463,000.00	0.00	0.00	0.00	8,463,000.00	864,450.83	0.00
FinEx (if Applicable)		0.00	0.00	0.00	0.00	0.00	0.00	0.00	0.00	0.00	0.00
CO		0.00	0.00	0.00	0.00	0.00	0.00	0.00	0.00	0.00	0.00
Support to Operations	2000000000000000	5,830,000.00	0.00	5,830,000.00	5,830,000.00	0.00	0.00	0.00	5,830,000.00	982,113.40	0.00
Auxiliary Services	200000100001000	5,830,000.00	0.00	5,830,000.00	5,830,000.00	0.00	0.00	0.00	5,830,000.00	982,113.40	0.00
PS		4,805,000.00	0.00	4,805,000.00	4,805,000.00	0.00	0.00	0.00	4,805,000.00	906,641.56	0.00
MOOE		1,025,000.00	0.00	1,025,000.00	1,025,000.00	0.00	0.00	0.00	1,025,000.00	75,471.84	0.00
Sub-Total, Support to Operations		5,830,000.00	0.00	5,830,000.00	5,830,000.00	0.00	0.00	0.00	5,830,000.00	982,113.40	0.00
PS		4,805,000.00	0.00	4,805,000.00	4,805,000.00	0.00	0.00	0.00	4,805,000.00	906,641.56	0.00
MOOE		1,025,000.00	0.00	1,025,000.00	1,025,000.00	0.00	0.00	0.00	1,025,000.00	75,471.84	0.00
FinEx (if Applicable)		0.00	0.00	0.00	0.00	0.00	0.00	0.00	0.00	0.00	0.00
CO		0.00	0.00	0.00	0.00	0.00	0.00	0.00	0.00	0.00	0.00
Operations	3000000000000000	354,097,000.00	0.00	354,097,000.00	232,247,000.00	0.00	0.00	0.00	232,247,000.00	37,486,042.28	0.00


Particulars	UACS CODE	Appropriations			Allotments					Current	
		Authorized Appropriations	Adjustments (Transfer To/ From, Modifications/ Augmentations)	Adjusted Appropriations	Allotments Received	Adjustments (Reductions, Modifications/ Augmentations)	Transfer To	Transfer From	Adjusted Total Allotments	1st Quarter Ending March 31	2nd Quarter Ending June 30
1	2	3	4	5=(3+4)	6	7	8	9	10=[{6+(-)7}-8+9]	11	12
OO : Relevant and quality tertiary education ensured to achieve inclusive growth and access of poor but deserving students to quality tertiary education increased		348,554,000.00	0.00	348,554,000.00	226,704,000.00	0.00	0.00	0.00	226,704,000.00	36,780,363.42	0.00
HIGHER EDUCATION PROGRAM		348,554,000.00	0.00	348,554,000.00	226,704,000.00	0.00	0.00	0.00	226,704,000.00	36,780,363.42	0.00
Provision of Higher Education Services	310100100001000	211,704,000.00	0.00	211,704,000.00	211,704,000.00	0.00	0.00	0.00	211,704,000.00	36,780,363.42	0.00
PS		184,014,000.00	0.00	184,014,000.00	184,014,000.00	0.00	0.00	0.00	184,014,000.00	34,812,447.49	0.00
MOOE		27,690,000.00	0.00	27,690,000.00	27,690,000.00	0.00	0.00	0.00	27,690,000.00	1,967,915.93	0.00
Project(s)		136,850,000.00	0.00	136,850,000.00	15,000,000.00	0.00	0.00	0.00	15,000,000.00	0.00	0.00
Locally-Funded Project(s)		136,850,000.00	0.00	136,850,000.00	15,000,000.00	0.00	0.00	0.00	15,000,000.00	0.00	0.00
Conduct of Activities for Sports and Culture Development	310100200059000	500,000.00	0.00	500,000.00	0.00	0.00	0.00	0.00	0.00	0.00	0.00
MOOE		500,000.00	0.00	500,000.00	0.00	0.00	0.00	0.00	0.00	0.00	0.00
Completion of Fish Processing Plant, Main Campus	310100200065000	15,000,000.00	0.00	15,000,000.00	15,000,000.00	0.00	0.00	0.00	15,000,000.00	0.00	0.00
CO		15,000,000.00	0.00	15,000,000.00	15,000,000.00	0.00	0.00	0.00	15,000,000.00	0.00	0.00
Infrastructure and Smart Campus Development, Operationalization of Face-to-Face Classes and Upgrading/Procurement of Equipment	310100200066000	12,600,000.00	0.00	12,600,000.00	0.00	0.00	0.00	0.00	0.00	0.00	0.00
MOOE		4,900,000.00	0.00	4,900,000.00	0.00	0.00	0.00	0.00	0.00	0.00	0.00
CO		7,700,000.00	0.00	7,700,000.00	0.00	0.00	0.00	0.00	0.00	0.00	0.00
Capacity Development on Futures Thinking and Strategic Foresight	310100200067000	2,000,000.00	0.00	2,000,000.00	0.00	0.00	0.00	0.00	0.00	0.00	0.00
MOOE		2,000,000.00	0.00	2,000,000.00	0.00	0.00	0.00	0.00	0.00	0.00	0.00
Student Assistance Program	310100200068000	500,000.00	0.00	500,000.00	0.00	0.00	0.00	0.00	0.00	0.00	0.00
MOOE		500,000.00	0.00	500,000.00	0.00	0.00	0.00	0.00	0.00	0.00	0.00
Free Higher Education	310100200069000	106,250,000.00	0.00	106,250,000.00	0.00	0.00	0.00	0.00	0.00	0.00	0.00
MOOE		106,250,000.00	0.00	106,250,000.00	0.00	0.00	0.00	0.00	0.00	0.00	0.00
OO : Higher education research improved to promote economic productivity and innovation		3,725,000.00	0.00	3,725,000.00	3,725,000.00	0.00	0.00	0.00	3,725,000.00	534,023.81	0.00
RESEARCH PROGRAM		3,725,000.00	0.00	3,725,000.00	3,725,000.00	0.00	0.00	0.00	3,725,000.00	534,023.81	0.00

Particulars	UACS CODE	Appropriations			Allotments					Current	
		Authorized Appropriations	Adjustments (Transfer To/ From, Modifications/ Augmentations)	Adjusted Appropriations	Allotments Received	Adjustments (Reductions, Modifications/ Augmentations)	Transfer To	Transfer From	Adjusted Total Allotments	1st Quarter Ending March 31	2nd Quarter Ending June 30
1	2	3	4	5=(3+4)	6	7	8	9	10=[{6+(-)7}-8+9]	11	12
Conduct of Research Services	320200100001000	3,725,000.00	0.00	3,725,000.00	3,725,000.00	0.00	0.00	0.00	3,725,000.00	534,023.81	0.00
PS		1,955,000.00	0.00	1,955,000.00	1,955,000.00	0.00	0.00	0.00	1,955,000.00	409,506.78	0.00
MOOE		1,770,000.00	0.00	1,770,000.00	1,770,000.00	0.00	0.00	0.00	1,770,000.00	124,517.03	0.00
OO : Community engagement increased		1,818,000.00	0.00	1,818,000.00	1,818,000.00	0.00	0.00	0.00	1,818,000.00	171,655.05	0.00
TECHNICAL ADVISORY EXTENSION PROGRAM		1,818,000.00	0.00	1,818,000.00	1,818,000.00	0.00	0.00	0.00	1,818,000.00	171,655.05	0.00
Provision of Extension Services	330100100001000	1,818,000.00	0.00	1,818,000.00	1,818,000.00	0.00	0.00	0.00	1,818,000.00	171,655.05	0.00
PS		549,000.00	0.00	549,000.00	549,000.00	0.00	0.00	0.00	549,000.00	114,552.90	0.00
MOOE		1,269,000.00	0.00	1,269,000.00	1,269,000.00	0.00	0.00	0.00	1,269,000.00	57,102.15	0.00
Sub-Total, Operations		354,097,000.00	0.00	354,097,000.00	232,247,000.00	0.00	0.00	0.00	232,247,000.00	37,486,042.28	0.00
PS		186,518,000.00	0.00	186,518,000.00	186,518,000.00	0.00	0.00	0.00	186,518,000.00	35,336,507.17	0.00
MOOE		144,879,000.00	0.00	144,879,000.00	30,729,000.00	0.00	0.00	0.00	30,729,000.00	2,149,535.11	0.00
FinEx (if Applicable)		0.00	0.00	0.00	0.00	0.00	0.00	0.00	0.00	0.00	0.00
CO		22,700,000.00	0.00	22,700,000.00	15,000,000.00	0.00	0.00	0.00	15,000,000.00	0.00	0.00
Sub-Total, I. Agency Specific Budget		446,329,000.00	0.00	446,329,000.00	324,479,000.00	0.00	0.00	0.00	324,479,000.00	43,448,608.31	0.00
PS		269,262,000.00	0.00	269,262,000.00	269,262,000.00	0.00	0.00	0.00	269,262,000.00	40,359,150.53	0.00
MOOE		154,367,000.00	0.00	154,367,000.00	40,217,000.00	0.00	0.00	0.00	40,217,000.00	3,089,457.78	0.00
FinEx (if Applicable)		0.00	0.00	0.00	0.00	0.00	0.00	0.00	0.00	0.00	0.00
CO		22,700,000.00	0.00	22,700,000.00	15,000,000.00	0.00	0.00	0.00	15,000,000.00	0.00	0.00
II. Automatic Appropriations		19,423,000.00	0.00	19,423,000.00	19,423,000.00	0.00	0.00	0.00	19,423,000.00	4,172,410.16	0.00
Specific Budgets of National Government Agencies		19,423,000.00	0.00	19,423,000.00	19,423,000.00	0.00	0.00	0.00	19,423,000.00	4,172,410.16	0.00
Retirement and Life Insurance Premiums		19,423,000.00	0.00	19,423,000.00	19,423,000.00	0.00	0.00	0.00	19,423,000.00	4,172,410.16	0.00
PS		19,423,000.00	0.00	19,423,000.00	19,423,000.00	0.00	0.00	0.00	19,423,000.00	4,172,410.16	0.00
Sub-total II. Automatic Appropriations		19,423,000.00	0.00	19,423,000.00	19,423,000.00	0.00	0.00	0.00	19,423,000.00	4,172,410.16	0.00
PS		19,423,000.00	0.00	19,423,000.00	19,423,000.00	0.00	0.00	0.00	19,423,000.00	4,172,410.16	0.00
MOOE		0.00	0.00	0.00	0.00	0.00	0.00	0.00	0.00	0.00	0.00
FinEx		0.00	0.00	0.00	0.00	0.00	0.00	0.00	0.00	0.00	0.00
CO		0.00	0.00	0.00	0.00	0.00	0.00	0.00	0.00	0.00	0.00
IV. Reversion of the Unobligated Allotments charged against R.A. Nos. 11465 and 11494		0.00	0.00	0.00	0.00	0.00	0.00	0.00	0.00	0.00	0.00
GRAND TOTAL		465,752,000.00	0.00	465,752,000.00	343,902,000.00	0.00	0.00	0.00	343,902,000.00	47,621,018.47	0.00
PS		288,685,000.00	0.00	288,685,000.00	288,685,000.00	0.00	0.00	0.00	288,685,000.00	44,531,560.69	0.00
MOOE		154,367,000.00	0.00	154,367,000.00	40,217,000.00	0.00	0.00	0.00	40,217,000.00	3,089,457.78	0.00

Particulars	UACS CODE	Appropriations			Allotments					Current	
		Authorized Appropriations	Adjustments (Transfer To/ From, Modifications/ Augmentations)	Adjusted Appropriations	Allotments Received	Adjustments (Reductions, Modifications/ Augmentations)	Transfer To	Transfer From	Adjusted Total Allotments	1st Quarter Ending March 31	2nd Quarter Ending June 30
1	2	3	4	5=(3+4)	6	7	8	9	10=[{6+(-)7}-8+9]	11	12
CO		22,700,000.00	0.00	22,700,000.00	15,000,000.00	0.00	0.00	0.00	15,000,000.00	0.00	0.00
Recapitulation by OO:											
I. Agency Specific Budget		354,097,000.00	0.00	354,097,000.00	232,247,000.00	0.00	0.00	0.00	232,247,000.00	37,486,042.28	0.00
HIGHER EDUCATION PROGRAM		348,554,000.00	0.00	348,554,000.00	226,704,000.00	0.00	0.00	0.00	226,704,000.00	36,780,363.42	0.00
RESEARCH PROGRAM		3,725,000.00	0.00	3,725,000.00	3,725,000.00	0.00	0.00	0.00	3,725,000.00	534,023.81	0.00
TECHNICAL ADVISORY EXTENSION PROGRAM		1,818,000.00	0.00	1,818,000.00	1,818,000.00	0.00	0.00	0.00	1,818,000.00	171,655.05	0.00

This report was generated using the Unified Reporting System on 26/04/2022 13:04 version.FAR1.2.5 ; Status : SUBMITTED


Certified Correct:

  
**MELANIE B. VALENZUELA**  
 Budget Officer III


Certified Correct:

  
**ATTY. JOE B. MONDERO, CPA**  
 Accountant III/FMO

Recommending Approval:

  
**JOHNNY B. DOLOR, Ed.D.**  
 Vice President for Administrative Affairs

Approved by:

  
**NURDY D. SIASON JR., Ed.D., CESO VI**  
 SUC President

Department : State Uni  
 Agency/Entity : Iloilo Sta  
 Operating Unit : < not app  
 Organization Code : 08 062 00  
 (IACS)  
 Fund Cluster : 01 Regul  
 (e.g. UAC  
 Foreign /

X	Current Year Appropriations
	Supplemental Appropriations
	Continuing Appropriations

Particulars	Year Obligations			Current Year Disbursements					Balances			
	3rd Quarter Ending Sept. 30	4th Quarter Ending Dec. 31	TOTAL	1st Quarter Ending March 31	2nd Quarter Ending June 30	3rd Quarter Ending Sept. 30	4th Quarter Ending Dec. 31	TOTAL	Unreleased Appro	Unobligated Allotments	Unpaid Obligations(15-20)=(23+24)	
	13	14	15=(11+12+13+14)	16	17	18	19	20=(16+17+18+19)	21	22	Due and Demandable	Not Yet Due and Demandable
I. Agency Specific Budget	0.00	0.00	43,448,608.31	43,448,608.31	0.00	0.00	0.00	43,448,608.31	121,850,000.00	281,030,391.69	0.00	0.00
General Administration and Support	0.00	0.00	4,980,452.63	4,980,452.63	0.00	0.00	0.00	4,980,452.63	0.00	81,421,547.37	0.00	0.00
General Management and Supervision	0.00	0.00	4,980,452.63	4,980,452.63	0.00	0.00	0.00	4,980,452.63	0.00	24,225,547.37	0.00	0.00
PS	0.00	0.00	4,116,001.80	4,116,001.80	0.00	0.00	0.00	4,116,001.80	0.00	16,626,998.20	0.00	0.00
MOOE	0.00	0.00	864,450.83	864,450.83	0.00	0.00	0.00	864,450.83	0.00	7,598,549.17	0.00	0.00
Administration of Personnel Benefits	0.00	0.00	0.00	0.00	0.00	0.00	0.00	0.00	0.00	57,196,000.00	0.00	0.00
PS	0.00	0.00	0.00	0.00	0.00	0.00	0.00	0.00	0.00	57,196,000.00	0.00	0.00
Sub-Total, General Administration and Support	0.00	0.00	4,980,452.63	4,980,452.63	0.00	0.00	0.00	4,980,452.63	0.00	81,421,547.37	0.00	0.00
PS	0.00	0.00	4,116,001.80	4,116,001.80	0.00	0.00	0.00	4,116,001.80	0.00	73,822,998.20	0.00	0.00
MOOE	0.00	0.00	864,450.83	864,450.83	0.00	0.00	0.00	864,450.83	0.00	7,598,549.17	0.00	0.00
FinEx (if Applicable)	0.00	0.00	0.00	0.00	0.00	0.00	0.00	0.00	0.00	0.00	0.00	0.00
CO	0.00	0.00	0.00	0.00	0.00	0.00	0.00	0.00	0.00	0.00	0.00	0.00
Support to Operations	0.00	0.00	982,113.40	982,113.40	0.00	0.00	0.00	982,113.40	0.00	4,847,886.60	0.00	0.00
Auxiliary Services	0.00	0.00	982,113.40	982,113.40	0.00	0.00	0.00	982,113.40	0.00	4,847,886.60	0.00	0.00
PS	0.00	0.00	906,641.56	906,641.56	0.00	0.00	0.00	906,641.56	0.00	3,898,358.44	0.00	0.00
MOOE	0.00	0.00	75,471.84	75,471.84	0.00	0.00	0.00	75,471.84	0.00	949,528.16	0.00	0.00
Sub-Total, Support to Operations	0.00	0.00	982,113.40	982,113.40	0.00	0.00	0.00	982,113.40	0.00	4,847,886.60	0.00	0.00
PS	0.00	0.00	906,641.56	906,641.56	0.00	0.00	0.00	906,641.56	0.00	3,898,358.44	0.00	0.00
MOOE	0.00	0.00	75,471.84	75,471.84	0.00	0.00	0.00	75,471.84	0.00	949,528.16	0.00	0.00
FinEx (if Applicable)	0.00	0.00	0.00	0.00	0.00	0.00	0.00	0.00	0.00	0.00	0.00	0.00
CO	0.00	0.00	0.00	0.00	0.00	0.00	0.00	0.00	0.00	0.00	0.00	0.00
Operations	0.00	0.00	37,486,042.28	37,486,042.28	0.00	0.00	0.00	37,486,042.28	121,850,000.00	194,760,957.72	0.00	0.00


Particulars	Year Obligations			Current Year Disbursements					Balances			
	3rd Quarter Ending Sept. 30	4th Quarter Ending Dec. 31	TOTAL	1st Quarter Ending March 31	2nd Quarter Ending June 30	3rd Quarter Ending Sept. 30	4th Quarter Ending Dec. 31	TOTAL	Unreleased Appro	Unobligated Allotments	Unpaid Obligations(15-20)=(23+24)	
											Due and Demandable	Not Yet Due and Demandable
1	13	14	15=(11+12+13+14)	16	17	18	19	20=(16+17+18+19)	21	22	23	24
OO : Relevant and quality tertiary education ensured to achieve inclusive growth and access of poor but deserving students to quality tertiary education increased	0.00	0.00	36,780,363.42	36,780,363.42	0.00	0.00	0.00	36,780,363.42	121,850,000.00	189,923,636.58	0.00	0.00
HIGHER EDUCATION PROGRAM	0.00	0.00	36,780,363.42	36,780,363.42	0.00	0.00	0.00	36,780,363.42	121,850,000.00	189,923,636.58	0.00	0.00
Provision of Higher Education Services	0.00	0.00	36,780,363.42	36,780,363.42	0.00	0.00	0.00	36,780,363.42	0.00	174,923,636.58	0.00	0.00
PS	0.00	0.00	34,812,447.49	34,812,447.49	0.00	0.00	0.00	34,812,447.49	0.00	149,201,552.51	0.00	0.00
MOOE	0.00	0.00	1,967,915.93	1,967,915.93	0.00	0.00	0.00	1,967,915.93	0.00	25,722,084.07	0.00	0.00
Project(s)	0.00	0.00	0.00	0.00	0.00	0.00	0.00	0.00	121,850,000.00	15,000,000.00	0.00	0.00
Locally-Funded Project(s)	0.00	0.00	0.00	0.00	0.00	0.00	0.00	0.00	121,850,000.00	15,000,000.00	0.00	0.00
Conduct of Activities for Sports and Culture Development	0.00	0.00	0.00	0.00	0.00	0.00	0.00	0.00	500,000.00	0.00	0.00	0.00
MOOE	0.00	0.00	0.00	0.00	0.00	0.00	0.00	0.00	500,000.00	0.00	0.00	0.00
Completion of Fish Processing Plant, Main Campus	0.00	0.00	0.00	0.00	0.00	0.00	0.00	0.00	0.00	15,000,000.00	0.00	0.00
CO	0.00	0.00	0.00	0.00	0.00	0.00	0.00	0.00	0.00	15,000,000.00	0.00	0.00
Infrastructure and Smart Campus Development, Operationalization of Face-to-Face Classes and Upgrading/Procurement of Equipment	0.00	0.00	0.00	0.00	0.00	0.00	0.00	0.00	12,600,000.00	0.00	0.00	0.00
MOOE	0.00	0.00	0.00	0.00	0.00	0.00	0.00	0.00	4,900,000.00	0.00	0.00	0.00
CO	0.00	0.00	0.00	0.00	0.00	0.00	0.00	0.00	7,700,000.00	0.00	0.00	0.00
Capacity Development on Futures Thinking and Strategic Foresight	0.00	0.00	0.00	0.00	0.00	0.00	0.00	0.00	2,000,000.00	0.00	0.00	0.00
MOOE	0.00	0.00	0.00	0.00	0.00	0.00	0.00	0.00	2,000,000.00	0.00	0.00	0.00
Student Assistance Program	0.00	0.00	0.00	0.00	0.00	0.00	0.00	0.00	500,000.00	0.00	0.00	0.00
MOOE	0.00	0.00	0.00	0.00	0.00	0.00	0.00	0.00	500,000.00	0.00	0.00	0.00
Free Higher Education	0.00	0.00	0.00	0.00	0.00	0.00	0.00	0.00	106,250,000.00	0.00	0.00	0.00
MOOE	0.00	0.00	0.00	0.00	0.00	0.00	0.00	0.00	106,250,000.00	0.00	0.00	0.00
OO : Higher education research improved to promote economic productivity and innovation	0.00	0.00	534,023.81	534,023.81	0.00	0.00	0.00	534,023.81	0.00	3,190,976.19	0.00	0.00
RESEARCH PROGRAM	0.00	0.00	534,023.81	534,023.81	0.00	0.00	0.00	534,023.81	0.00	3,190,976.19	0.00	0.00

Particulars	Year Obligations			Current Year Disbursements					Balances			
	3rd Quarter Ending Sept. 30	4th Quarter Ending Dec. 31	TOTAL	1st Quarter Ending March 31	2nd Quarter Ending June 30	3rd Quarter Ending Sept. 30	4th Quarter Ending Dec. 31	TOTAL	Unreleased Appro	Unobligated Allotments	Unpaid Obligations(15-20)=(23+24)	
											Due and Demandable	Not Yet Due and Demandable
1	13	14	15=(11+12+13+14)	16	17	18	19	20=(16+17+18+19)	21	22	23	24
Conduct of Research Services	0.00	0.00	534,023.81	534,023.81	0.00	0.00	0.00	534,023.81	0.00	3,190,976.19	0.00	0.00
PS	0.00	0.00	409,506.78	409,506.78	0.00	0.00	0.00	409,506.78	0.00	1,545,493.22	0.00	0.00
MOOE	0.00	0.00	124,517.03	124,517.03	0.00	0.00	0.00	124,517.03	0.00	1,645,482.97	0.00	0.00
OO : Community engagement increased	0.00	0.00	171,655.05	171,655.05	0.00	0.00	0.00	171,655.05	0.00	1,646,344.95	0.00	0.00
TECHNICAL ADVISORY EXTENSION PROGRAM	0.00	0.00	171,655.05	171,655.05	0.00	0.00	0.00	171,655.05	0.00	1,646,344.95	0.00	0.00
Provision of Extension Services	0.00	0.00	171,655.05	171,655.05	0.00	0.00	0.00	171,655.05	0.00	1,646,344.95	0.00	0.00
PS	0.00	0.00	114,552.90	114,552.90	0.00	0.00	0.00	114,552.90	0.00	434,447.10	0.00	0.00
MOOE	0.00	0.00	57,102.15	57,102.15	0.00	0.00	0.00	57,102.15	0.00	1,211,897.85	0.00	0.00
Sub-Total, Operations	0.00	0.00	37,486,042.28	37,486,042.28	0.00	0.00	0.00	37,486,042.28	121,850,000.00	194,760,957.72	0.00	0.00
PS	0.00	0.00	35,336,507.17	35,336,507.17	0.00	0.00	0.00	35,336,507.17	0.00	151,181,492.83	0.00	0.00
MOOE	0.00	0.00	2,149,535.11	2,149,535.11	0.00	0.00	0.00	2,149,535.11	114,150,000.00	28,579,464.89	0.00	0.00
FinEx (if Applicable)	0.00	0.00	0.00	0.00	0.00	0.00	0.00	0.00	0.00	0.00	0.00	0.00
CO	0.00	0.00	0.00	0.00	0.00	0.00	0.00	0.00	7,700,000.00	15,000,000.00	0.00	0.00
Sub-Total, I. Agency Specific Budget	0.00	0.00	43,448,608.31	43,448,608.31	0.00	0.00	0.00	43,448,608.31	121,850,000.00	281,030,391.69	0.00	0.00
PS	0.00	0.00	40,359,150.53	40,359,150.53	0.00	0.00	0.00	40,359,150.53	0.00	228,902,849.47	0.00	0.00
MOOE	0.00	0.00	3,089,457.78	3,089,457.78	0.00	0.00	0.00	3,089,457.78	114,150,000.00	37,127,542.22	0.00	0.00
FinEx (if Applicable)	0.00	0.00	0.00	0.00	0.00	0.00	0.00	0.00	0.00	0.00	0.00	0.00
CO	0.00	0.00	0.00	0.00	0.00	0.00	0.00	0.00	7,700,000.00	15,000,000.00	0.00	0.00
II. Automatic Appropriations	0.00	0.00	4,172,410.16	4,172,410.16	0.00	0.00	0.00	4,172,410.16	0.00	15,250,589.84	0.00	0.00
Specific Budgets of National Government Agencies	0.00	0.00	4,172,410.16	4,172,410.16	0.00	0.00	0.00	4,172,410.16	0.00	15,250,589.84	0.00	0.00
Retirement and Life Insurance Premiums	0.00	0.00	4,172,410.16	4,172,410.16	0.00	0.00	0.00	4,172,410.16	0.00	15,250,589.84	0.00	0.00
PS	0.00	0.00	4,172,410.16	4,172,410.16	0.00	0.00	0.00	4,172,410.16	0.00	15,250,589.84	0.00	0.00
Sub-total II. Automatic Appropriations	0.00	0.00	4,172,410.16	4,172,410.16	0.00	0.00	0.00	4,172,410.16	0.00	15,250,589.84	0.00	0.00
PS	0.00	0.00	4,172,410.16	4,172,410.16	0.00	0.00	0.00	4,172,410.16	0.00	15,250,589.84	0.00	0.00
MOOE	0.00	0.00	0.00	0.00	0.00	0.00	0.00	0.00	0.00	0.00	0.00	0.00
FinEx	0.00	0.00	0.00	0.00	0.00	0.00	0.00	0.00	0.00	0.00	0.00	0.00
CO	0.00	0.00	0.00	0.00	0.00	0.00	0.00	0.00	0.00	0.00	0.00	0.00
IV. Reversion of the Unobligated Allotments charged against R.A. Nos. 11465 and 11494	0.00	0.00	0.00	0.00	0.00	0.00	0.00	0.00	0.00	0.00	0.00	0.00
GRAND TOTAL	0.00	0.00	47,621,018.47	47,621,018.47	0.00	0.00	0.00	47,621,018.47	121,850,000.00	296,280,981.53	0.00	0.00
PS	0.00	0.00	44,531,560.69	44,531,560.69	0.00	0.00	0.00	44,531,560.69	0.00	244,153,439.31	0.00	0.00
MOOE	0.00	0.00	3,089,457.78	3,089,457.78	0.00	0.00	0.00	3,089,457.78	114,150,000.00	37,127,542.22	0.00	0.00

Particulars	Year Obligations			Current Year Disbursements					Balances			
	3rd Quarter Ending Sept. 30	4th Quarter Ending Dec. 31	TOTAL	1st Quarter Ending March 31	2nd Quarter Ending June 30	3rd Quarter Ending Sept. 30	4th Quarter Ending Dec. 31	TOTAL	Unreleased Appro	Unobligated Allotments	Unpaid Obligations(15-20)=(23+24)	
											Due and Demandable	Not Yet Due and Demandable
1	13	14	15=(11+12+13+14)	16	17	18	19	20=(16+17+18+19)	21	22	23	24
CO	0.00	0.00	0.00	0.00	0.00	0.00	0.00	0.00	7,700,000.00	15,000,000.00	0.00	0.00
Recapitulation by OO:												
I. Agency Specific Budget	0.00	0.00	37,486,042.28	37,486,042.28	0.00	0.00	0.00	37,486,042.28	121,850,000.00	194,760,957.72	0.00	0.00
HIGHER EDUCATION PROGRAM	0.00	0.00	36,780,363.42	36,780,363.42	0.00	0.00	0.00	36,780,363.42	121,850,000.00	189,923,636.58	0.00	0.00
RESEARCH PROGRAM	0.00	0.00	534,023.81	534,023.81	0.00	0.00	0.00	534,023.81	0.00	3,190,976.19	0.00	0.00
TECHNICAL ADVISORY EXTENSION PROGRAM	0.00	0.00	171,655.05	171,655.05	0.00	0.00	0.00	171,655.05	0.00	1,646,344.95	0.00	0.00

This report was generated using the Unifi


Certified Correct:

  
**MELANIE B. VALENZUELA**  
 Budget Officer III


Certified Correct:

  
**ATTY. JOEY B. MONDERO, CPA**  
 Accountant III/FMO

Recommending Approval:

  
**JOHNNY B. DOLOR, Ed.D.**  
 Vice President for Administrative Affairs

Approved by:

  
**NORDY B. SIASON JR., Ed.D., CESO VI**  
 SUC President