


Particulars	UACS CODE	Appropriations			Allotments					Current Year Obliga		
		Authorized Appropriations	Adjustments (Transfer To/From, Realignment)	Adjusted Appropriations	Allotments Received	Adjustments (Withdrawal, Realignment)	Transfer To	Transfer From	Adjusted Total Allotments	1st Quarter Ending March 31	2nd Quarter Ending June 30	3rd Quarter Ending September 30
1	2	3	4	5=(3+4)	6	7	8	9	10=[(6+(-)7)-	11	12	13
CO		11,620,500.00	0.00	11,620,500.00	11,620,500.00	0.00	0.00	0.00	11,620,500.00	4,065,556.00	0.00	0.00
GRAND TOTAL		16,285,800.00	0.00	16,285,800.00	16,285,800.00	0.00	0.00	0.00	16,285,800.00	4,065,556.00	0.00	0.00
PS		0.00	0.00	0.00	0.00	0.00	0.00	0.00	0.00	0.00	0.00	0.00
MOOE		4,665,300.00	0.00	4,665,300.00	4,665,300.00	0.00	0.00	0.00	4,665,300.00	0.00	0.00	0.00
FinEx (if Applicable)		0.00	0.00	0.00	0.00	0.00	0.00	0.00	0.00	0.00	0.00	0.00
CO		11,620,500.00	0.00	11,620,500.00	11,620,500.00	0.00	0.00	0.00	11,620,500.00	4,065,556.00	0.00	0.00

This report was generated using the Unified Reporting System on July 26, 2023 8:48 AM; Status : SUBMITTED


Prepared by:


MELIN V. BUYONG
 Administrative Assistant III


Reviewed by:


SHEILA P. BLUMPP
 OIC - Budget Officer


Reviewed by:


ATTY. JOEY B. MONDERO, CPA
 OIC Accountant III/FMO

Recommending Approval:


JOHNNY B. DOLOR, Ed.D.
 Vice President for Administrative Affairs

Approved by:


NORDY D. SIASON JR., Ed.D. CESO VI
 SUC President II


Particulars	tutions		Current Year Disbursements					Balances			
	4th Quarter Ending December 31	Total	1st Quarter Ending March 31	2nd Quarter Ending June 30	3rd Quarter Ending September 30	4th Quarter Ending December 31	Total	Unreleased Appropriatio ns	Unobligated Allotments	Unpaid Obligations (15-20)=(23+24)	
										Due and Demandable	Not Yet Due and Demandable
1	14	15=(11+12+1)	16	17	18	19	20=(16+17+1)	21=(5-10)	22=(10-15)	23	24
CO	0.00	4,065,556.00	188,995.00	0.00	0.00	0.00	188,995.00	0.00	7,554,944.00	3,876,561.00	0.00
GRAND TOTAL	0.00	4,065,556.00	188,995.00	0.00	0.00	0.00	188,995.00	0.00	12,220,244.00	3,876,561.00	0.00
PS	0.00	0.00	0.00	0.00	0.00	0.00	0.00	0.00	0.00	0.00	0.00
MOOE	0.00	0.00	0.00	0.00	0.00	0.00	0.00	0.00	4,665,300.00	0.00	0.00
FinEx (if Applicable)	0.00	0.00	0.00	0.00	0.00	0.00	0.00	0.00	0.00	0.00	0.00
CO	0.00	4,065,556.00	188,995.00	0.00	0.00	0.00	188,995.00	0.00	7,554,944.00	3,876,561.00	0.00

This report was generated using the Unific

Prepared by:


MELIN V. BUYONG
 Administrative Assistant III


Reviewed by:


SHEILA B. LEMPO
 OIC - Budget Officer

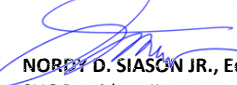
Reviewed by:


ATTY. JOEY B. MONDERO, CPA
 OIC Accountant III/FMO

Recommending Approval:


JOHNNY B. DOLOK, Ed.D.
 Vice President for Administrative Affairs

Approved by:


NORBY D. SIASON JR., Ed.D. CESO VI
 SUC President II