

STATEMENT OF APPROPRIATIONS, ALLOTMENTS, OBLIGATIONS, DISBURSEMENTS AND BALANCES

As at the Quarter Ending December 31, 2021

Department: State Universities and Colleges (SUCs)
 Agency: Iloilo State College of Fisheries
 Operating Unit: < not applicable >
 Organization Code (UACS) : 08 062 0000000
 Fund Cluster: 01 Regular Agency Fund


(e.g. UACS Fund Cluster: 01-Regular Agency Fund, 02-Foreign Assisted Projects Fund, 03-Special Account-Locally Funded/Domestic Grants Fund, and 04-Special Account-Foreign Assisted/Foreign Grants Fund)

Particulars	UACS CODE	Appropriations			Allotments					Curr	
		Authorized Appropriations	Adjustments (Transfer To/From, Realignment)	Adjusted Appropriations	Allotments Received	Adjustments (Withdrawal, Realignment)	Transfer To	Transfer From	Adjusted Total Allotments	1st Quarter Ending March 31	2nd Quarter Ending June 30
1	2	3	4	5=(3+4)	6	7	8	9	10=[{6+(-)7}-8+9]	11	12
I. Continuing Appropriations		1,364,477.35	0.00	1,364,477.35	10,527,809.35	0.00	0.00	0.00	10,527,809.35	0.00	1,311,766.96
I. Agency Specific Budget		1,364,477.35	0.00	1,364,477.35	10,527,809.35	0.00	0.00	0.00	10,527,809.35	0.00	1,311,766.96
General Administration and Support	100000000000000000	9,163,332.00	0.00	9,163,332.00	9,163,332.00	0.00	0.00	0.00	9,163,332.00	0.00	0.00
Administration of Personnel Benefits	1000001000002000	9,163,332.00	0.00	9,163,332.00	9,163,332.00	0.00	0.00	0.00	9,163,332.00	0.00	0.00
PS		9,163,332.00	0.00	9,163,332.00	9,163,332.00	0.00	0.00	0.00	9,163,332.00	0.00	0.00
Sub-Total, General Administration and Support		9,163,332.00	0.00	9,163,332.00	9,163,332.00	0.00	0.00	0.00	9,163,332.00	0.00	0.00
PS		9,163,332.00	0.00	9,163,332.00	9,163,332.00	0.00	0.00	0.00	9,163,332.00	0.00	0.00
MOOE		0.00	0.00	0.00	0.00	0.00	0.00	0.00	0.00	0.00	0.00
FinEx (if Applicable)		0.00	0.00	0.00	0.00	0.00	0.00	0.00	0.00	0.00	0.00
CO		0.00	0.00	0.00	0.00	0.00	0.00	0.00	0.00	0.00	0.00
Operations	300000000000000000	1,364,477.35	0.00	1,364,477.35	1,364,477.35	0.00	0.00	0.00	1,364,477.35	0.00	1,311,766.96
OO : Relevant and quality tertiary education ensured to achieve inclusive growth and access of poor but deserving students to quality tertiary education increased		1,364,477.35	0.00	1,364,477.35	1,364,477.35	0.00	0.00	0.00	1,364,477.35	0.00	1,311,766.96
HIGHER EDUCATION PROGRAM		1,364,477.35	0.00	1,364,477.35	1,364,477.35	0.00	0.00	0.00	1,364,477.35	0.00	1,311,766.96
Locally-Funded Project(s)		1,364,477.35	0.00	1,364,477.35	1,364,477.35	0.00	0.00	0.00	1,364,477.35	0.00	1,311,766.96
Completion of Three-Storey Academic Building, Barotac Nuevo Campus	310100200051000	1,364,477.35	0.00	1,364,477.35	1,364,477.35	0.00	0.00	0.00	1,364,477.35	0.00	1,311,766.96
CO		1,364,477.35	0.00	1,364,477.35	1,364,477.35	0.00	0.00	0.00	1,364,477.35	0.00	1,311,766.96
Sub-Total, Operations		1,364,477.35	0.00	1,364,477.35	1,364,477.35	0.00	0.00	0.00	1,364,477.35	0.00	1,311,766.96


Particulars	UACS CODE	Appropriations			Allotments					Curr	
		Authorized Appropriations	Adjustments (Transfer To/From, Realignment)	Adjusted Appropriations	Allotments Received	Adjustments (Withdrawal, Realignment)	Transfer To	Transfer From	Adjusted Total Allotments	1st Quarter Ending March 31	2nd Quarter Ending June 30
1	2	3	4	5=(3+4)	6	7	8	9	10=[(6+(-)7)-8+9]	11	12
PS		0.00	0.00	0.00	0.00	0.00	0.00	0.00	0.00	0.00	0.00
MOOE		0.00	0.00	0.00	0.00	0.00	0.00	0.00	0.00	0.00	0.00
FinEx (if Applicable)		0.00	0.00	0.00	0.00	0.00	0.00	0.00	0.00	0.00	0.00
CO		1,364,477.35	0.00	1,364,477.35	1,364,477.35	0.00	0.00	0.00	1,364,477.35	0.00	1,311,766.96
III. Unobligated Allotment Balances pursuant to RA Nos. 11519 and 11520		0.00	0.00	0.00	0.00	0.00	0.00	0.00	0.00	0.00	0.00
CO		0.00	0.00	0.00	0.00	0.00	0.00	0.00	0.00	0.00	0.00
GRAND TOTAL		10,527,809.35	0.00	10,527,809.35	10,527,809.35	0.00	0.00	0.00	10,527,809.35	0.00	1,311,766.96
PS		9,163,332.00	0.00	9,163,332.00	9,163,332.00	0.00	0.00	0.00	9,163,332.00	0.00	0.00
MOOE		0.00	0.00	0.00	0.00	0.00	0.00	0.00	0.00	0.00	0.00
FinEx (if Applicable)		0.00	0.00	0.00	0.00	0.00	0.00	0.00	0.00	0.00	0.00
CO		1,364,477.35	0.00	1,364,477.35	1,364,477.35	0.00	0.00	0.00	1,364,477.35	0.00	1,311,766.96

This report was generated using the Unified Reporting System on 27/01/2022 08:01 version.FAR1.1.1 ; Status : SUBMITTED


Certified Correct:


MELANIE B. ALENZUELA
 Budget Officer III

Recommending Approval:


GLADYS B. BELICENA, Ph.D.
 Vice President for Administrative Affairs

Approved by:


LIZA B. BELANDRES, Ed.D.
 OIC President

Department: State Ur
 Agency: Iloilo St
 Operating Unit: < not ap
 Organization Code: 08 062 0
 (UACS) :
 Fund Cluster: 01 Regu
 (e.g. UA
 Foreign


	Current Year Appropriations
	Supplemental Appropriations
X	Continuing Appropriations

Particulars	ent Year Obligations			Current Year Disbursements					Balances			
	3rd Quarter Ending Sept. 30	4th Quarter Ending Dec. 31	TOTAL	1st Quarter Ending March 31	2nd Quarter Ending June 30	3rd Quarter Ending Sept. 30	4th Quarter Ending Dec. 31	TOTAL	Unreleased Appro	Unobligated Allotments	Unpaid Obligations	
											Due and Demandable	Not Yet Due and Demandable
1	13	14	15=(11+12+13+ 14)	16	17	18	19	20=(16+17+18+1 9)	21=(5-10)	22=(10-15)	23	24
I. Continuing Appropriations	52,710.39	9,163,331.35	10,527,808.70	0.00	0.00	0.00	10,410,105.97	10,410,105.97	0.00	0.65	117,702.73	0.00
I. Agency Specific Budget	52,710.39	9,163,331.35	10,527,808.70	0.00	0.00	0.00	10,410,105.97	10,410,105.97	0.00	0.65	117,702.73	0.00
General Administration and Support	0.00	9,163,331.35	9,163,331.35	0.00	0.00	0.00	9,163,331.35	9,163,331.35	0.00	0.65	0.00	0.00
Administration of Personnel Benefits	0.00	9,163,331.35	9,163,331.35	0.00	0.00	0.00	9,163,331.35	9,163,331.35	0.00	0.65	0.00	0.00
PS	0.00	9,163,331.35	9,163,331.35	0.00	0.00	0.00	9,163,331.35	9,163,331.35	0.00	0.65	0.00	0.00
Sub-Total, General Administration and Support	0.00	9,163,331.35	9,163,331.35	0.00	0.00	0.00	9,163,331.35	9,163,331.35	0.00	0.65	0.00	0.00
PS	0.00	9,163,331.35	9,163,331.35	0.00	0.00	0.00	9,163,331.35	9,163,331.35	0.00	0.65	0.00	0.00
MOOE	0.00	0.00	0.00	0.00	0.00	0.00	0.00	0.00	0.00	0.00	0.00	0.00
FinEx (if Applicable)	0.00	0.00	0.00	0.00	0.00	0.00	0.00	0.00	0.00	0.00	0.00	0.00
CO	0.00	0.00	0.00	0.00	0.00	0.00	0.00	0.00	0.00	0.00	0.00	0.00
Operations	52,710.39	0.00	1,364,477.35	0.00	0.00	0.00	1,246,774.62	1,246,774.62	0.00	0.00	117,702.73	0.00
OO : Relevant and quality tertiary education ensured to achieve inclusive growth and access of poor but deserving students to quality tertiary education increased	52,710.39	0.00	1,364,477.35	0.00	0.00	0.00	1,246,774.62	1,246,774.62	0.00	0.00	117,702.73	0.00
HIGHER EDUCATION PROGRAM	52,710.39	0.00	1,364,477.35	0.00	0.00	0.00	1,246,774.62	1,246,774.62	0.00	0.00	117,702.73	0.00
Locally-Funded Project(s)	52,710.39	0.00	1,364,477.35	0.00	0.00	0.00	1,246,774.62	1,246,774.62	0.00	0.00	117,702.73	0.00
Completion of Three-Storey Academic Building, Barotac Nuevo Campus	52,710.39	0.00	1,364,477.35	0.00	0.00	0.00	1,246,774.62	1,246,774.62	0.00	0.00	117,702.73	0.00
CO	52,710.39	0.00	1,364,477.35	0.00	0.00	0.00	1,246,774.62	1,246,774.62	0.00	0.00	117,702.73	0.00
Sub-Total, Operations	52,710.39	0.00	1,364,477.35	0.00	0.00	0.00	1,246,774.62	1,246,774.62	0.00	0.00	117,702.73	0.00


Particulars	ent Year Obligations			Current Year Disbursements					Balances			
	3rd Quarter Ending Sept. 30	4th Quarter Ending Dec. 31	TOTAL	1st Quarter Ending March 31	2nd Quarter Ending June 30	3rd Quarter Ending Sept. 30	4th Quarter Ending Dec. 31	TOTAL	Unreleased Appro	Unobligated Allotments	Unpaid Obligations	
											Due and Demandable	Not Yet Due and Demandable
1	13	14	15=(11+12+13+ 14)	16	17	18	19	20=(16+17+18+1 9)	21=(5-10)	22=(10-15)	23	24
PS	0.00	0.00	0.00	0.00	0.00	0.00	0.00	0.00	0.00	0.00	0.00	0.00
MOOE	0.00	0.00	0.00	0.00	0.00	0.00	0.00	0.00	0.00	0.00	0.00	0.00
FinEx (if Applicable)	0.00	0.00	0.00	0.00	0.00	0.00	0.00	0.00	0.00	0.00	0.00	0.00
CO	52,710.39	0.00	1,364,477.35	0.00	0.00	0.00	1,246,774.62	1,246,774.62	0.00	0.00	117,702.73	0.00
III. Unobligated Allotment Balances pursuant to RA Nos. 11519 and 11520	0.00	0.00	0.00	0.00	0.00	0.00	0.00	0.00	0.00	0.00	0.00	0.00
CO	0.00	0.00	0.00	0.00	0.00	0.00	0.00	0.00	0.00	0.00	0.00	0.00
GRAND TOTAL	52,710.39	9,163,331.35	10,527,808.70	0.00	0.00	0.00	10,410,105.97	10,410,105.97	0.00	0.65	117,702.73	0.00
PS	0.00	9,163,331.35	9,163,331.35	0.00	0.00	0.00	9,163,331.35	9,163,331.35	0.00	0.65	0.00	0.00
MOOE	0.00	0.00	0.00	0.00	0.00	0.00	0.00	0.00	0.00	0.00	0.00	0.00
FinEx (if Applicable)	0.00	0.00	0.00	0.00	0.00	0.00	0.00	0.00	0.00	0.00	0.00	0.00
CO	52,710.39	0.00	1,364,477.35	0.00	0.00	0.00	1,246,774.62	1,246,774.62	0.00	0.00	117,702.73	0.00

This report was generated using the Unif


Certified Correct:


MELANIE B. VALENZUELA
 Budget Officer III

Recommending Approval:


GLADYS B. BELICENA, PH.D.
 Vice President for Administrative Affairs

Approved by:


LIZA D. BELANDRES, Ed.D.
 OIC President