

STATEMENT OF APPROPRIATIONS, ALLOTMENTS, OBLIGATIONS, DISBURSEMENTS AND BALANCES

As at the Quarter Ending September 30, 2022

Department: State Universities and Colleges (SUCs)
 Agency: Iloilo State College of Fisheries
 Operating Unit: < not applicable >
 Organization Code (UACS) : 08 062 0000000
 Fund Cluster: 01 Regular Agency Fund


(e.g. UACS Fund Cluster: 01-Regular Agency Fund, 02-Foreign Assisted Projects Fund, 03-Special Account-Locally Funded/Domestic Grants Fund, and 04-Special Account-Foreign Assisted/Foreign Grants Fund)

Particulars	UACS CODE	Appropriations			Allotments					Current Year Oblig		
		Authorized Appropriations	Adjustments (Transfer To/From, Realignment)	Adjusted Appropriations	Allotments Received	Adjustments (Withdrawal, Realignment)	Transfer To	Transfer From	Adjusted Total Allotments	1st Quarter Ending March 31	2nd Quarter Ending June 30	3rd Quarter Ending Sept. 30
1	2	3	4	5=(3+4)	6	7	8	9	10=[{6+(-)7}-8+9]	11	12	13
I. Continuing Appropriations		22,485,800.00	0.00	22,485,800.00	22,485,800.00	0.00	0.00	0.00	22,485,800.00	882,609.69	17,338,398.38	591,451.22
I. Agency Specific Budget		22,485,800.00	0.00	22,485,800.00	22,485,800.00	0.00	0.00	0.00	22,485,800.00	882,609.69	17,338,398.38	591,451.22
General Administration and Support	1000000000000000	104,000.00	0.00	104,000.00	104,000.00	0.00	0.00	0.00	104,000.00	0.00	0.00	0.00
General Management and Supervision	100000100001000	104,000.00	0.00	104,000.00	104,000.00	0.00	0.00	0.00	104,000.00	0.00	0.00	0.00
MOOE		104,000.00	0.00	104,000.00	104,000.00	0.00	0.00	0.00	104,000.00	0.00	0.00	0.00
Sub-Total, General Administration and Support		104,000.00	0.00	104,000.00	104,000.00	0.00	0.00	0.00	104,000.00	0.00	0.00	0.00
PS		0.00	0.00	0.00	0.00	0.00	0.00	0.00	0.00	0.00	0.00	0.00
MOOE		104,000.00	0.00	104,000.00	104,000.00	0.00	0.00	0.00	104,000.00	0.00	0.00	0.00
FinEx (if Applicable)		0.00	0.00	0.00	0.00	0.00	0.00	0.00	0.00	0.00	0.00	0.00
CO		0.00	0.00	0.00	0.00	0.00	0.00	0.00	0.00	0.00	0.00	0.00
Operations	3000000000000000	22,381,800.00	0.00	22,381,800.00	22,381,800.00	0.00	0.00	0.00	22,381,800.00	882,609.69	17,338,398.38	591,451.22
OO : Relevant and quality tertiary education ensured to achieve inclusive growth and access of poor but deserving students to quality tertiary education increased		21,886,800.00	0.00	21,886,800.00	21,886,800.00	0.00	0.00	0.00	21,886,800.00	880,142.69	17,152,627.53	315,174.02
HIGHER EDUCATION PROGRAM		21,886,800.00	0.00	21,886,800.00	21,886,800.00	0.00	0.00	0.00	21,886,800.00	880,142.69	17,152,627.53	315,174.02
Provision of Higher Education Services	310100100001000	2,686,800.00	0.00	2,686,800.00	2,686,800.00	0.00	0.00	0.00	2,686,800.00	765,505.19	996,444.73	131,674.02
MOOE		2,686,800.00	0.00	2,686,800.00	2,686,800.00	0.00	0.00	0.00	2,686,800.00	765,505.19	996,444.73	131,674.02
Locally-Funded Project(s)		19,200,000.00	0.00	19,200,000.00	19,200,000.00	0.00	0.00	0.00	19,200,000.00	114,637.50	16,156,182.80	183,500.00
Rehabilitation of ICT and Industrial Technology Building, Barotac Nuevo Campus	310100200060000	5,517,000.00	0.00	5,517,000.00	5,517,000.00	0.00	0.00	0.00	5,517,000.00	41,962.50	3,444,536.63	0.00
CO		5,517,000.00	0.00	5,517,000.00	5,517,000.00	0.00	0.00	0.00	5,517,000.00	41,962.50	3,444,536.63	0.00

Particulars	UACS CODE	Appropriations			Allotments					Current Year Oblig		
		Authorized Appropriations	Adjustments (Transfer To/From, Realignment)	Adjusted Appropriations	Allotments Received	Adjustments (Withdrawal, Realignment)	Transfer To	Transfer From	Adjusted Total Allotments	1st Quarter Ending March 31	2nd Quarter Ending June 30	3rd Quarter Ending Sept. 30
1	2	3	4	5=(3+4)	6	7	8	9	10=[{6+(-)7}-8+9]	11	12	13
Rehabilitation of Knowledge Management Hub (Library), Dingle Campus	310100200061000	5,561,000.00	0.00	5,561,000.00	5,561,000.00	0.00	0.00	0.00	5,561,000.00	0.00	5,090,651.44	183,500.00
CO		5,561,000.00	0.00	5,561,000.00	5,561,000.00	0.00	0.00	0.00	5,561,000.00	0.00	5,090,651.44	183,500.00
Rehabilitation of Micro Laboratory Building, Main Tiwi Campus	310100200062000	2,711,000.00	0.00	2,711,000.00	2,711,000.00	0.00	0.00	0.00	2,711,000.00	0.00	2,709,944.73	0.00
CO		2,711,000.00	0.00	2,711,000.00	2,711,000.00	0.00	0.00	0.00	2,711,000.00	0.00	2,709,944.73	0.00
Completion of Classroom Agriculture Building, San Enrique Campus	310100200063000	5,411,000.00	0.00	5,411,000.00	5,411,000.00	0.00	0.00	0.00	5,411,000.00	72,675.00	4,911,050.00	0.00
CO		5,411,000.00	0.00	5,411,000.00	5,411,000.00	0.00	0.00	0.00	5,411,000.00	72,675.00	4,911,050.00	0.00
OO : Higher education research improved to promote economic productivity and innovation		258,000.00	0.00	258,000.00	258,000.00	0.00	0.00	0.00	258,000.00	2,467.00	70,656.00	176,224.05
RESEARCH PROGRAM		258,000.00	0.00	258,000.00	258,000.00	0.00	0.00	0.00	258,000.00	2,467.00	70,656.00	176,224.05
Conduct of Research Services	320200100001000	258,000.00	0.00	258,000.00	258,000.00	0.00	0.00	0.00	258,000.00	2,467.00	70,656.00	176,224.05
MOOE		258,000.00	0.00	258,000.00	258,000.00	0.00	0.00	0.00	258,000.00	2,467.00	70,656.00	176,224.05
OO : Community engagement increased		237,000.00	0.00	237,000.00	237,000.00	0.00	0.00	0.00	237,000.00	0.00	115,114.85	100,053.15
TECHNICAL ADVISORY EXTENSION PROGRAM		237,000.00	0.00	237,000.00	237,000.00	0.00	0.00	0.00	237,000.00	0.00	115,114.85	100,053.15
Provision of Extension Services	330100100001000	237,000.00	0.00	237,000.00	237,000.00	0.00	0.00	0.00	237,000.00	0.00	115,114.85	100,053.15
MOOE		237,000.00	0.00	237,000.00	237,000.00	0.00	0.00	0.00	237,000.00	0.00	115,114.85	100,053.15
Sub-Total, Operations		22,381,800.00	0.00	22,381,800.00	22,381,800.00	0.00	0.00	0.00	22,381,800.00	882,609.69	17,338,398.38	591,451.22
PS		0.00	0.00	0.00	0.00	0.00	0.00	0.00	0.00	0.00	0.00	0.00
MOOE		3,181,800.00	0.00	3,181,800.00	3,181,800.00	0.00	0.00	0.00	3,181,800.00	767,972.19	1,182,215.58	407,951.22
FinEx (if Applicable)		0.00	0.00	0.00	0.00	0.00	0.00	0.00	0.00	0.00	0.00	0.00
CO		19,200,000.00	0.00	19,200,000.00	19,200,000.00	0.00	0.00	0.00	19,200,000.00	114,637.50	16,156,182.80	183,500.00
GRAND TOTAL		22,485,800.00	0.00	22,485,800.00	22,485,800.00	0.00	0.00	0.00	22,485,800.00	882,609.69	17,338,398.38	591,451.22
PS		0.00	0.00	0.00	0.00	0.00	0.00	0.00	0.00	0.00	0.00	0.00
MOOE		3,285,800.00	0.00	3,285,800.00	3,285,800.00	0.00	0.00	0.00	3,285,800.00	767,972.19	1,182,215.58	407,951.22
FinEx (if Applicable)		0.00	0.00	0.00	0.00	0.00	0.00	0.00	0.00	0.00	0.00	0.00
CO		19,200,000.00	0.00	19,200,000.00	19,200,000.00	0.00	0.00	0.00	19,200,000.00	114,637.50	16,156,182.80	183,500.00

This report was generated using the Unified Reporting System on 24/10/2022 13:55 version.FAR1.2.5 ; Status : SUBMITTED

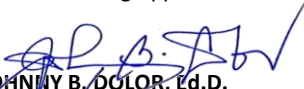
Certified Correct:


MELANIE B. PALENZUELA
 Budget Officer III


Certified Correct:


ATTY. JOEY B. MONDERO, CPA
 Accountant III/FMO

Recommending Approval:


JOHNNY B. DOLOR, Ed.D.
 Vice President for Administrative Affairs

Approved by:


NORDY D. SIASON JR., Ed.D., CESO VI
 SUC President

Department: State Ur
 Agency: Iloilo St
 Operating Unit: < not ap
 Organization Code (UACS) : 08 062 0
 Fund Cluster: 01 Regu
 (e.g. UA
 Assiste

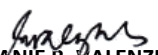
	Current Year Appropriations
	Supplemental Appropriations
X	Continuing Appropriations

Particulars	Appropriations		Current Year Disbursements					Balances			
	4th Quarter Ending Dec. 31	TOTAL	1st Quarter Ending March 31	2nd Quarter Ending June 30	3rd Quarter Ending Sept. 30	4th Quarter Ending Dec. 31	TOTAL	Unreleased Appro	Unobligated Allotments	Unpaid Obligations	
										Due and Demandable	Not Yet Due and Demandable
1	14	15=(11+12+13+14)	16	17	18	19	20=(16+17+18+19)	21=(5-10)	22=(10-15)	23	24
I. Continuing Appropriations	0.00	18,812,459.29	882,609.69	7,856,934.24	2,938,967.22	0.00	11,678,511.15	0.00	3,673,340.71	7,133,948.14	0.00
I. Agency Specific Budget	0.00	18,812,459.29	882,609.69	7,856,934.24	2,938,967.22	0.00	11,678,511.15	0.00	3,673,340.71	7,133,948.14	0.00
General Administration and Support	0.00	0.00	0.00	0.00	0.00	0.00	0.00	0.00	104,000.00	0.00	0.00
General Management and Supervision	0.00	0.00	0.00	0.00	0.00	0.00	0.00	0.00	104,000.00	0.00	0.00
MOOE	0.00	0.00	0.00	0.00	0.00	0.00	0.00	0.00	104,000.00	0.00	0.00
Sub-Total, General Administration and Support	0.00	0.00	0.00	0.00	0.00	0.00	0.00	0.00	104,000.00	0.00	0.00
PS	0.00	0.00	0.00	0.00	0.00	0.00	0.00	0.00	0.00	0.00	0.00
MOOE	0.00	0.00	0.00	0.00	0.00	0.00	0.00	0.00	104,000.00	0.00	0.00
FinEx (if Applicable)	0.00	0.00	0.00	0.00	0.00	0.00	0.00	0.00	0.00	0.00	0.00
CO	0.00	0.00	0.00	0.00	0.00	0.00	0.00	0.00	0.00	0.00	0.00
Operations	0.00	18,812,459.29	882,609.69	7,856,934.24	2,938,967.22	0.00	11,678,511.15	0.00	3,569,340.71	7,133,948.14	0.00
OO : Relevant and quality tertiary education ensured to achieve inclusive growth and access of poor but deserving students to quality tertiary education increased	0.00	18,347,944.24	880,142.69	7,671,163.39	2,675,190.02	0.00	11,226,496.10	0.00	3,538,855.76	7,121,448.14	0.00
HIGHER EDUCATION PROGRAM	0.00	18,347,944.24	880,142.69	7,671,163.39	2,675,190.02	0.00	11,226,496.10	0.00	3,538,855.76	7,121,448.14	0.00
Provision of Higher Education Services	0.00	1,893,623.94	765,505.19	996,444.73	131,674.02	0.00	1,893,623.94	0.00	793,176.06	0.00	0.00
MOOE	0.00	1,893,623.94	765,505.19	996,444.73	131,674.02	0.00	1,893,623.94	0.00	793,176.06	0.00	0.00
Locally-Funded Project(s)	0.00	16,454,320.30	114,637.50	6,674,718.66	2,543,516.00	0.00	9,332,872.16	0.00	2,745,679.70	7,121,448.14	0.00
Rehabilitation of ICT and Industrial Technology Building, Barotac Nuevo Campus	0.00	3,486,499.13	41,962.50	514,160.49	0.00	0.00	556,122.99	0.00	2,030,500.87	2,930,376.14	0.00
CO	0.00	3,486,499.13	41,962.50	514,160.49	0.00	0.00	556,122.99	0.00	2,030,500.87	2,930,376.14	0.00

Particulars	Operations		Current Year Disbursements					Balances			
	4th Quarter Ending Dec. 31	TOTAL	1st Quarter Ending March 31	2nd Quarter Ending June 30	3rd Quarter Ending Sept. 30	4th Quarter Ending Dec. 31	TOTAL	Unreleased Appro	Unobligated Allotments	Unpaid Obligations	
										Due and Demandable	Not Yet Due and Demandable
1	14	15=(11+12+13+14)	16	17	18	19	20=(16+17+18+19)	21=(5-10)	22=(10-15)	23	24
Rehabilitation of Knowledge Management Hub (Library), Dingle Campus	0.00	5,274,151.44	0.00	2,619,563.44	183,500.00	0.00	2,803,063.44	0.00	286,848.56	2,471,088.00	0.00
CO	0.00	5,274,151.44	0.00	2,619,563.44	183,500.00	0.00	2,803,063.44	0.00	286,848.56	2,471,088.00	0.00
Rehabilitation of Micro Laboratory Building, Main Tiwi Campus	0.00	2,709,944.73	0.00	2,709,944.73	0.00	0.00	2,709,944.73	0.00	1,055.27	0.00	0.00
CO	0.00	2,709,944.73	0.00	2,709,944.73	0.00	0.00	2,709,944.73	0.00	1,055.27	0.00	0.00
Completion of Classroom Agriculture Building, San Enrique Campus	0.00	4,983,725.00	72,675.00	831,050.00	2,360,016.00	0.00	3,263,741.00	0.00	427,275.00	1,719,984.00	0.00
CO	0.00	4,983,725.00	72,675.00	831,050.00	2,360,016.00	0.00	3,263,741.00	0.00	427,275.00	1,719,984.00	0.00
OO : Higher education research improved to promote economic productivity and innovation	0.00	249,347.05	2,467.00	70,656.00	176,224.05	0.00	249,347.05	0.00	8,652.95	0.00	0.00
RESEARCH PROGRAM	0.00	249,347.05	2,467.00	70,656.00	176,224.05	0.00	249,347.05	0.00	8,652.95	0.00	0.00
Conduct of Research Services	0.00	249,347.05	2,467.00	70,656.00	176,224.05	0.00	249,347.05	0.00	8,652.95	0.00	0.00
MOOE	0.00	249,347.05	2,467.00	70,656.00	176,224.05	0.00	249,347.05	0.00	8,652.95	0.00	0.00
OO : Community engagement increased	0.00	215,168.00	0.00	115,114.85	87,553.15	0.00	202,668.00	0.00	21,832.00	12,500.00	0.00
TECHNICAL ADVISORY EXTENSION PROGRAM	0.00	215,168.00	0.00	115,114.85	87,553.15	0.00	202,668.00	0.00	21,832.00	12,500.00	0.00
Provision of Extension Services	0.00	215,168.00	0.00	115,114.85	87,553.15	0.00	202,668.00	0.00	21,832.00	12,500.00	0.00
MOOE	0.00	215,168.00	0.00	115,114.85	87,553.15	0.00	202,668.00	0.00	21,832.00	12,500.00	0.00
Sub-Total, Operations	0.00	18,812,459.29	882,609.69	7,856,934.24	2,938,967.22	0.00	11,678,511.15	0.00	3,569,340.71	7,133,948.14	0.00
PS	0.00	0.00	0.00	0.00	0.00	0.00	0.00	0.00	0.00	0.00	0.00
MOOE	0.00	2,358,138.99	767,972.19	1,182,215.58	395,451.22	0.00	2,345,638.99	0.00	823,661.01	12,500.00	0.00
FinEx (if Applicable)	0.00	0.00	0.00	0.00	0.00	0.00	0.00	0.00	0.00	0.00	0.00
CO	0.00	16,454,320.30	114,637.50	6,674,718.66	2,543,516.00	0.00	9,332,872.16	0.00	2,745,679.70	7,121,448.14	0.00
GRAND TOTAL	0.00	18,812,459.29	882,609.69	7,856,934.24	2,938,967.22	0.00	11,678,511.15	0.00	3,673,340.71	7,133,948.14	0.00
PS	0.00	0.00	0.00	0.00	0.00	0.00	0.00	0.00	0.00	0.00	0.00
MOOE	0.00	2,358,138.99	767,972.19	1,182,215.58	395,451.22	0.00	2,345,638.99	0.00	927,661.01	12,500.00	0.00
FinEx (if Applicable)	0.00	0.00	0.00	0.00	0.00	0.00	0.00	0.00	0.00	0.00	0.00
CO	0.00	16,454,320.30	114,637.50	6,674,718.66	2,543,516.00	0.00	9,332,872.16	0.00	2,745,679.70	7,121,448.14	0.00

This report was generated using the Unified R


Certified Correct:


MELANIE B. VALENZUELA
 Budget Officer III


Certified Correct:


ATTY. JOEY B. MONDERO, CPA
 Accountant III/FMO

Recommending Approval:


JOHNNY B. DOLOR, Ed.D.
 Vice President for Administrative Affairs

Approved by:


NORDY D. SIASON JR., Ed.D., CESO VI
 SUC President