

STATEMENT OF APPROPRIATIONS, ALLOTMENTS, OBLIGATIONS, DISBURSEMENTS AND BALANCES

As at the Quarter Ending December 31, 2023

Department : State Universities and Colleges (SUCs)

Agency/Entity : Iloilo State College of Fisheries

Operating Unit : < not applicable >

Organization Code : 08 062 0000000

Fund Cluster : 01 - Regular Agency Fund

(e.g. UACS Fund Cluster: 01-Regular Agency Fund, 02-Foreign Assisted Projects Fund, 03-Special Account-Locally Funded/Domestic Grants Fund, and 04-Special Account-Foreign Assisted/Foreign Grants Fund)

Particulars	UACS CODE	Appropriations			Allotments					Current Year Obligations			
		Authorized Appropriations	Adjustments (Transfer To/From, Modifications)	Adjusted Appropriations	Allotments Received	Adjustments (Reductions, Modifications)	Transfer To	Transfer From	Adjusted Allotments	1st Quarter Ending March 31	2nd Quarter Ending June 30	3rd Quarter Ending September 30	4th Quarter Ending December 31
1	2	3	4	5=(3+4)	6	7	8	9	10=[(6+(-)7)-	11	12	13	14
I. Agency Specific Budget		18,285,800.00	0.00	18,285,800.00	18,285,800.00	0.00	0.00	0.00	18,285,800.00	4,065,556.00	0.00	6,349,088.93	7,118,293.58
Operations	3000000000000000	18,285,800.00	0.00	18,285,800.00	18,285,800.00	0.00	0.00	0.00	18,285,800.00	4,065,556.00	0.00	6,349,088.93	7,118,293.58
OO : Relevant and quality tertiary education ensured to achieve inclusive growth and access of poor but deserving students to quality tertiary education increased		18,285,800.00	0.00	18,285,800.00	18,285,800.00	0.00	0.00	0.00	18,285,800.00	4,065,556.00	0.00	6,349,088.93	7,118,293.58
HIGHER EDUCATION PROGRAM		18,285,800.00	0.00	18,285,800.00	18,285,800.00	0.00	0.00	0.00	18,285,800.00	4,065,556.00	0.00	6,349,088.93	7,118,293.58
Locally-Funded Project(s)		18,285,800.00	0.00	18,285,800.00	18,285,800.00	0.00	0.00	0.00	18,285,800.00	4,065,556.00	0.00	6,349,088.93	7,118,293.58
Completion of Fish Processing Plant, Main Campus	310100200065000	3,946,000.00	0.00	3,946,000.00	3,946,000.00	0.00	0.00	0.00	3,946,000.00	3,876,561.00	0.00	0.00	0.00
CO		3,946,000.00	0.00	3,946,000.00	3,946,000.00	0.00	0.00	0.00	3,946,000.00	3,876,561.00	0.00	0.00	0.00
Infrastructure and Smart Campus Development, Operationalization of Face-to-Face Classes and Upgrading/Procurement of Equipment	310100200066000	12,339,800.00	0.00	12,339,800.00	12,339,800.00	0.00	0.00	0.00	12,339,800.00	188,995.00	0.00	6,349,088.93	5,118,930.18
MOOE		4,665,300.00	0.00	4,665,300.00	4,665,300.00	0.00	0.00	0.00	4,665,300.00	0.00	0.00	2,048,543.00	2,359,144.18
CO		7,674,500.00	0.00	7,674,500.00	7,674,500.00	0.00	0.00	0.00	7,674,500.00	188,995.00	0.00	4,300,545.93	2,759,786.00
Capacity Development on Futures Thinking and Strategic Foresight	310100200067000	2,000,000.00	0.00	2,000,000.00	2,000,000.00	0.00	0.00	0.00	2,000,000.00	0.00	0.00	0.00	1,999,363.40
MOOE		2,000,000.00	0.00	2,000,000.00	2,000,000.00	0.00	0.00	0.00	2,000,000.00	0.00	0.00	0.00	1,999,363.40
Sub-Total, Operations		18,285,800.00	0.00	18,285,800.00	18,285,800.00	0.00	0.00	0.00	18,285,800.00	4,065,556.00	0.00	6,349,088.93	7,118,293.58
PS		0.00	0.00	0.00	0.00	0.00	0.00	0.00	0.00	0.00	0.00	0.00	0.00
MOOE		6,665,300.00	0.00	6,665,300.00	6,665,300.00	0.00	0.00	0.00	6,665,300.00	0.00	0.00	2,048,543.00	4,358,507.58
FinEx (if Applicable)		0.00	0.00	0.00	0.00	0.00	0.00	0.00	0.00	0.00	0.00	0.00	0.00
CO		11,620,500.00	0.00	11,620,500.00	11,620,500.00	0.00	0.00	0.00	11,620,500.00	4,065,556.00	0.00	4,300,545.93	2,759,786.00
Sub-Total, I. Agency Specific Budget		18,285,800.00	0.00	18,285,800.00	18,285,800.00	0.00	0.00	0.00	18,285,800.00	4,065,556.00	0.00	6,349,088.93	7,118,293.58
PS		0.00	0.00	0.00	0.00	0.00	0.00	0.00	0.00	0.00	0.00	0.00	0.00
MOOE		6,665,300.00	0.00	6,665,300.00	6,665,300.00	0.00	0.00	0.00	6,665,300.00	0.00	0.00	2,048,543.00	4,358,507.58

Particulars	UACS CODE	Appropriations			Allotments					Current Year Obligations			
		Authorized Appropriations	Adjustments (Transfer To/From, Modifications)	Adjusted Appropriations	Allotments Received	Adjustments (Reductions, Modifications)	Transfer To	Transfer From	Adjusted Allotments	1st Quarter Ending March 31	2nd Quarter Ending June 30	3rd Quarter Ending September 30	4th Quarter Ending December 31
1	2	3	4	5=(3+4)	6	7	8	9	10=[(6+(-)7)-	11	12	13	14
FinEx (if Applicable)		0.00	0.00	0.00	0.00	0.00	0.00	0.00	0.00	0.00	0.00	0.00	0.00
CO		11,620,500.00	0.00	11,620,500.00	11,620,500.00	0.00	0.00	0.00	11,620,500.00	4,065,556.00	0.00	4,300,545.93	2,759,786.00
GRAND TOTAL		18,285,800.00	0.00	18,285,800.00	18,285,800.00	0.00	0.00	0.00	18,285,800.00	4,065,556.00	0.00	6,349,088.93	7,118,293.58
PS		0.00	0.00	0.00	0.00	0.00	0.00	0.00	0.00	0.00	0.00	0.00	0.00
MOOE		6,665,300.00	0.00	6,665,300.00	6,665,300.00	0.00	0.00	0.00	6,665,300.00	0.00	0.00	2,048,543.00	4,358,507.58
FinEx (if Applicable)		0.00	0.00	0.00	0.00	0.00	0.00	0.00	0.00	0.00	0.00	0.00	0.00
CO		11,620,500.00	0.00	11,620,500.00	11,620,500.00	0.00	0.00	0.00	11,620,500.00	4,065,556.00	0.00	4,300,545.93	2,759,786.00

Recapitulation by OO:

I. Agency Specific Budget		18,285,800.00	0.00	18,285,800.00	18,285,800.00	0.00	0.00	0.00	18,285,800.00	4,065,556.00	0.00	6,349,088.93	7,118,293.58
HIGHER EDUCATION PROGRAM		18,285,800.00	0.00	18,285,800.00	18,285,800.00	0.00	0.00	0.00	18,285,800.00	4,065,556.00	0.00	6,349,088.93	7,118,293.58

This report was generated using the Unified Reporting System on January 29, 2024 2:08 PM; Status : SUBMITTED

Prepared by:


MELIN V. BUYONG
 Administrative Assistant III


Reviewed by:


SHEILA P. DILLEMPO
 OIC - Budget Officer

Reviewed by:


ATTY. JOEY B. MONDERO, CPA
 Financial Management Officer

Recommending Approval:


JOHNNY B. DOLOR, Ed.D.
 Vice President for Administrative Affairs

Approved by:


NURDY D. SISON JR., Ed.D. CESO VI
 SUC President II

Department : State Univer:
 Agency/Entity : Iloilo State C
 Operating Unit : < not applica
 Organization Code : 08 062 00000
 Fund Cluster : 01 - Regular
 (e.g. UACS F
 Assisted/For

	Current Year Appropriations
	Supplemental Appropriations
X	Continuing Appropriations

Particulars	Current Year Disbursements						Balances				
	Total	1st Quarter Ending March 31	2nd Quarter Ending June 30	3rd Quarter Ending September 30	4th Quarter Ending December 31	Total	Unreleased Appropriations	Unobligated Allotments	Unpaid Obligations (15-20)=(23+24)		
									Due and Demandable	Not Yet Due and Demandable	
1	15=(11+12+13+1	16	17	18	19	20=(16+17+18+	21=(5-10)	22=(10-15)	23	24	
I. Agency Specific Budget	17,532,938.51	188,995.00	2,719,034.50	6,023,165.85	7,234,628.16	16,165,823.51	0.00	752,861.49	1,367,115.00	0.00	
Operations	17,532,938.51	188,995.00	2,719,034.50	6,023,165.85	7,234,628.16	16,165,823.51	0.00	752,861.49	1,367,115.00	0.00	
OO : Relevant and quality tertiary education ensured to achieve inclusive growth and access of poor but deserving students to quality tertiary education increased	17,532,938.51	188,995.00	2,719,034.50	6,023,165.85	7,234,628.16	16,165,823.51	0.00	752,861.49	1,367,115.00	0.00	
HIGHER EDUCATION PROGRAM	17,532,938.51	188,995.00	2,719,034.50	6,023,165.85	7,234,628.16	16,165,823.51	0.00	752,861.49	1,367,115.00	0.00	
Locally-Funded Project(s)	17,532,938.51	188,995.00	2,719,034.50	6,023,165.85	7,234,628.16	16,165,823.51	0.00	752,861.49	1,367,115.00	0.00	
Completion of Fish Processing Plant, Main Campus	3,876,561.00	0.00	2,719,034.50	1,157,526.50	0.00	3,876,561.00	0.00	69,439.00	0.00	0.00	
CO	3,876,561.00	0.00	2,719,034.50	1,157,526.50	0.00	3,876,561.00	0.00	69,439.00	0.00	0.00	
Infrastructure and Smart Campus Development, Operationalization of Face-to-Face Classes and Upgrading/Procurement of Equipment	11,657,014.11	188,995.00	0.00	4,865,639.35	5,740,189.76	10,794,824.11	0.00	682,785.89	862,190.00	0.00	
MOOE	4,407,687.18	0.00	0.00	2,048,543.00	2,120,704.18	4,169,247.18	0.00	257,612.82	238,440.00	0.00	
CO	7,249,326.93	188,995.00	0.00	2,817,096.35	3,619,485.58	6,625,576.93	0.00	425,173.07	623,750.00	0.00	
Capacity Development on Futures Thinking and Strategic Foresight	1,999,363.40	0.00	0.00	0.00	1,494,438.40	1,494,438.40	0.00	636.60	504,925.00	0.00	
MOOE	1,999,363.40	0.00	0.00	0.00	1,494,438.40	1,494,438.40	0.00	636.60	504,925.00	0.00	
Sub-Total, Operations	17,532,938.51	188,995.00	2,719,034.50	6,023,165.85	7,234,628.16	16,165,823.51	0.00	752,861.49	1,367,115.00	0.00	
PS	0.00	0.00	0.00	0.00	0.00	0.00	0.00	0.00	0.00	0.00	
MOOE	6,407,050.58	0.00	0.00	2,048,543.00	3,615,142.58	5,663,685.58	0.00	258,249.42	743,365.00	0.00	
FinEx (if Applicable)	0.00	0.00	0.00	0.00	0.00	0.00	0.00	0.00	0.00	0.00	
CO	11,125,887.93	188,995.00	2,719,034.50	3,974,622.85	3,619,485.58	10,502,137.93	0.00	494,612.07	623,750.00	0.00	
Sub-Total, I. Agency Specific Budget	17,532,938.51	188,995.00	2,719,034.50	6,023,165.85	7,234,628.16	16,165,823.51	0.00	752,861.49	1,367,115.00	0.00	
PS	0.00	0.00	0.00	0.00	0.00	0.00	0.00	0.00	0.00	0.00	
MOOE	6,407,050.58	0.00	0.00	2,048,543.00	3,615,142.58	5,663,685.58	0.00	258,249.42	743,365.00	0.00	

Particulars	Current Year Disbursements						Balances			
	Total	1st Quarter Ending March 31	2nd Quarter Ending June 30	3rd Quarter Ending September 30	4th Quarter Ending December 31	Total	Unreleased Appropriations	Unobligated Allotments	Unpaid Obligations (15-20)=(23+24)	
									Due and Demandable	Not Yet Due and Demandable
1	15=(11+12+13+14)	16	17	18	19	20=(16+17+18+19)	21=(5-10)	22=(10-15)	23	24
FinEx (if Applicable)	0.00	0.00	0.00	0.00	0.00	0.00	0.00	0.00	0.00	0.00
CO	11,125,887.93	188,995.00	2,719,034.50	3,974,622.85	3,619,485.58	10,502,137.93	0.00	494,612.07	623,750.00	0.00
GRAND TOTAL	17,532,938.51	188,995.00	2,719,034.50	6,023,165.85	7,234,628.16	16,165,823.51	0.00	752,861.49	1,367,115.00	0.00
PS	0.00	0.00	0.00	0.00	0.00	0.00	0.00	0.00	0.00	0.00
MOOE	6,407,050.58	0.00	0.00	2,048,543.00	3,615,142.58	5,663,685.58	0.00	258,249.42	743,365.00	0.00
FinEx (if Applicable)	0.00	0.00	0.00	0.00	0.00	0.00	0.00	0.00	0.00	0.00
CO	11,125,887.93	188,995.00	2,719,034.50	3,974,622.85	3,619,485.58	10,502,137.93	0.00	494,612.07	623,750.00	0.00
Recapitulation by OO:										
I. Agency Specific Budget	17,532,938.51	188,995.00	2,719,034.50	6,023,165.85	7,234,628.16	16,165,823.51	0.00	752,861.49	1,367,115.00	0.00
HIGHER EDUCATION PROGRAM	17,532,938.51	188,995.00	2,719,034.50	6,023,165.85	7,234,628.16	16,165,823.51	0.00	752,861.49	1,367,115.00	0.00

This report was generated using the Unit

Page 2 of 2

Prepared by:


Reviewed by:

Reviewed by:


Recommending Approval:


Approved by:


MELIN V. BUYONG
Administrative Assistant III


SHEILA B. LEMPO
OIC - Budget Officer


ATTY. JOEY B. MONDERO, CPA
Financial Management Officer


JOHNNY B. DOLOK, Ed.D.
Vice President for Administrative Affairs


NURDY D. SIASON JR., Ed.D. CESO VI
SUC President II