

SUMMARY OF APPROPRIATIONS, ALLOTMENTS, OBLIGATIONS, DISBURSEMENTS AND BALANCES BY OBJECT OF EXPENDITURES

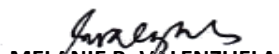
As at the Quarter Ending March 31, 2023

Department: State Universities and Colleges (SUCs)
Agency/Entity: Iloilo State University of Fisheries Science and Technology (Iloilo State College of Fisheries)
Operating Unit: < not applicable >
Organization Code (UACS): 08 062 0000000
Fund Cluster: 01 Regular Agency Fund
 (e.g. UACS Fund Cluster: 01-Regular Agency Fund, 02-Foreign Assisted Projects Fund, 03-Special Account-Locally Funded/Domestic Grants Fund, and 04-Special Account-Foreign Assisted/Foreign Grants Fund)

| Particulars | UACS CODE | Appropriations | | | Allotments | | | | | Obligations | | |
|--|------------|---------------------------|--|-------------------------|---------------------|--|-------------|---------------|---------------------|-----------------------------|----------------------------|-----------------------------|
| | | Authorized Appropriations | Adjustments (Transfer To/From, Modifications/ Augmentations) | Adjusted Appropriations | Allotments Received | Adjustments (Reductions, Modifications/ Augmentations) | Transfer To | Transfer From | Adjusted Allotments | 1st Quarter Ending March 31 | 2nd Quarter Ending June 30 | 3rd Quarter Ending Sept. 30 |
| 1 | 2 | 3 | 4 | 5=(3+4) | 6 | 7 | 8 | 9 | 10=[{6+(-)7} -8+9] | 11 | 12 | 13 |
| SUMMARY | | 16,285,300.00 | 0.00 | 16,285,300.00 | 16,285,300.00 | 0.00 | 0.00 | 0.00 | 16,285,300.00 | 4,065,556.00 | 0.00 | 0.00 |
| I. CONTINUING APPROPRIATIONS | | 16,285,300.00 | 0.00 | 16,285,300.00 | 16,285,300.00 | 0.00 | 0.00 | 0.00 | 16,285,300.00 | 4,065,556.00 | 0.00 | 0.00 |
| I. Agency Specific Budget | | 16,285,300.00 | 0.00 | 16,285,300.00 | 16,285,300.00 | 0.00 | 0.00 | 0.00 | 16,285,300.00 | 4,065,556.00 | 0.00 | 0.00 |
| Maintenance and Other Operating Expenses | | 4,665,300.00 | 0.00 | 4,665,300.00 | 4,665,300.00 | 0.00 | 0.00 | 0.00 | 4,665,300.00 | 0.00 | 0.00 | 0.00 |
| Other Maintenance and Operating Expenses | 5029900000 | 4,665,300.00 | 0.00 | 4,665,300.00 | 4,665,300.00 | 0.00 | 0.00 | 0.00 | 4,665,300.00 | 0.00 | 0.00 | 0.00 |
| Other Maintenance and Operating Expenses | 5029999000 | 4,665,300.00 | 0.00 | 4,665,300.00 | 4,665,300.00 | 0.00 | 0.00 | 0.00 | 4,665,300.00 | 0.00 | 0.00 | 0.00 |
| Other Maintenance and Operating Expenses | 5029999099 | 4,665,300.00 | 0.00 | 4,665,300.00 | 4,665,300.00 | 0.00 | 0.00 | 0.00 | 4,665,300.00 | 0.00 | 0.00 | 0.00 |
| Capital Outlays | | 11,620,000.00 | 0.00 | 11,620,000.00 | 11,620,000.00 | 0.00 | 0.00 | 0.00 | 11,620,000.00 | 4,065,556.00 | 0.00 | 0.00 |
| Property, Plant and Equipment Outlay | 5060400000 | 11,620,000.00 | 0.00 | 11,620,000.00 | 11,620,000.00 | 0.00 | 0.00 | 0.00 | 11,620,000.00 | 4,065,556.00 | 0.00 | 0.00 |
| Buildings and Other Structures | 5060404000 | 7,411,000.00 | 0.00 | 7,411,000.00 | 7,411,000.00 | 0.00 | 0.00 | 0.00 | 7,411,000.00 | 3,876,561.00 | 0.00 | 0.00 |
| School Buildings | 5060404002 | 7,411,000.00 | 0.00 | 7,411,000.00 | 7,411,000.00 | 0.00 | 0.00 | 0.00 | 7,411,000.00 | 3,876,561.00 | 0.00 | 0.00 |
| Machinery and Equipment Outlay | 5060405000 | 3,439,000.00 | 0.00 | 3,439,000.00 | 3,439,000.00 | 0.00 | 0.00 | 0.00 | 3,439,000.00 | 0.00 | 0.00 | 0.00 |
| Other Machinery and Equipment | 5060405099 | 3,439,000.00 | 0.00 | 3,439,000.00 | 3,439,000.00 | 0.00 | 0.00 | 0.00 | 3,439,000.00 | 0.00 | 0.00 | 0.00 |
| Furniture, Fixtures and Books Outlay | 5060407000 | 770,000.00 | 0.00 | 770,000.00 | 770,000.00 | 0.00 | 0.00 | 0.00 | 770,000.00 | 188,995.00 | 0.00 | 0.00 |
| Furniture and Fixtures | 5060407001 | 770,000.00 | 0.00 | 770,000.00 | 770,000.00 | 0.00 | 0.00 | 0.00 | 770,000.00 | 188,995.00 | 0.00 | 0.00 |
| GRAND TOTAL | | 16,285,300.00 | 0.00 | 16,285,300.00 | 16,285,300.00 | 0.00 | 0.00 | 0.00 | 16,285,300.00 | 4,065,556.00 | 0.00 | 0.00 |

This report was generated using the Unified Reporting System on 26/04/2023 15:52 version.FAR1A.1.1 ; Status : SUBMITTED


Certified Correct:


MELANIE B. VALENZUELA
 Budget Officer III


Certified Correct:


ATTY. JOEY B. MONDERO, CPA
 Accountant III/FMO

Recommending Approval:


JOHNNY B. DOLOR, Ed.D.
 Vice President for Administrative Affairs

Approved by:


NORDY D. SIASON JR., Ed.D., CESO VI
 SUC President

Department: State Uni
 Agency/Entity: Iloilo Stat
 Operating Unit: < not app
 Organization Code (UACS) 08 062 00
 :
 Fund Cluster: 01 Reguli
 (e.g. UAC
 Assisted/

| | |
|---|-----------------------------|
| | Current Year Appropriations |
| | Supplemental Appropriations |
| X | Continuing Appropriations |

| Particulars | Disbursements | | | | | | | Balances | | | |
|--|----------------------------|------------------|-----------------------------|----------------------------|-----------------------------|----------------------------|------------------|---------------------------|------------------------|------------------------------------|-------------------------------|
| | 4th Quarter Ending Dec. 31 | TOTAL | 1st Quarter Ending March 31 | 2nd Quarter Ending June 30 | 3rd Quarter Ending Sept. 30 | 4th Quarter Ending Dec. 31 | TOTAL | Unreleased Appropriations | Unobligated Allotments | Unpaid Obligations (15-20)=(23+24) | |
| | 14 | 15=(11+12+13+14) | 16 | 17 | 18 | 19 | 20=(16+17+18+19) | 21=(5-10) | 22=(10-15) | Due and Demandable 23 | Not Yet Due and Demandable 24 |
| SUMMARY | 0.00 | 4,065,556.00 | 188,995.00 | 0.00 | 0.00 | 0.00 | 188,995.00 | 0.00 | 12,219,744.00 | 3,876,561.00 | 0.00 |
| I. CONTINUING APPROPRIATIONS | 0.00 | 4,065,556.00 | 188,995.00 | 0.00 | 0.00 | 0.00 | 188,995.00 | 0.00 | 12,219,744.00 | 3,876,561.00 | 0.00 |
| I. Agency Specific Budget | 0.00 | 4,065,556.00 | 188,995.00 | 0.00 | 0.00 | 0.00 | 188,995.00 | 0.00 | 12,219,744.00 | 3,876,561.00 | 0.00 |
| Maintenance and Other Operating Expenses | 0.00 | 0.00 | 0.00 | 0.00 | 0.00 | 0.00 | 0.00 | 0.00 | 4,665,300.00 | 0.00 | 0.00 |
| Other Maintenance and Operating Expenses | 0.00 | 0.00 | 0.00 | 0.00 | 0.00 | 0.00 | 0.00 | 0.00 | 4,665,300.00 | 0.00 | 0.00 |
| Other Maintenance and Operating Expenses | 0.00 | 0.00 | 0.00 | 0.00 | 0.00 | 0.00 | 0.00 | 0.00 | 4,665,300.00 | 0.00 | 0.00 |
| Other Maintenance and Operating Expenses | 0.00 | 0.00 | 0.00 | 0.00 | 0.00 | 0.00 | 0.00 | 0.00 | 4,665,300.00 | 0.00 | 0.00 |
| Capital Outlays | 0.00 | 4,065,556.00 | 188,995.00 | 0.00 | 0.00 | 0.00 | 188,995.00 | 0.00 | 7,554,444.00 | 3,876,561.00 | 0.00 |
| Property, Plant and Equipment Outlay | 0.00 | 4,065,556.00 | 188,995.00 | 0.00 | 0.00 | 0.00 | 188,995.00 | 0.00 | 7,554,444.00 | 3,876,561.00 | 0.00 |
| Buildings and Other Structures | 0.00 | 3,876,561.00 | 0.00 | 0.00 | 0.00 | 0.00 | 0.00 | 0.00 | 3,534,439.00 | 3,876,561.00 | 0.00 |
| School Buildings | 0.00 | 3,876,561.00 | 0.00 | 0.00 | 0.00 | 0.00 | 0.00 | 0.00 | 3,534,439.00 | 3,876,561.00 | 0.00 |
| Machinery and Equipment Outlay | 0.00 | 0.00 | 0.00 | 0.00 | 0.00 | 0.00 | 0.00 | 0.00 | 3,439,000.00 | 0.00 | 0.00 |
| Other Machinery and Equipment | 0.00 | 0.00 | 0.00 | 0.00 | 0.00 | 0.00 | 0.00 | 0.00 | 3,439,000.00 | 0.00 | 0.00 |
| Furniture, Fixtures and Books Outlay | 0.00 | 188,995.00 | 188,995.00 | 0.00 | 0.00 | 0.00 | 188,995.00 | 0.00 | 581,005.00 | 0.00 | 0.00 |
| Furniture and Fixtures | 0.00 | 188,995.00 | 188,995.00 | 0.00 | 0.00 | 0.00 | 188,995.00 | 0.00 | 581,005.00 | 0.00 | 0.00 |
| GRAND TOTAL | 0.00 | 4,065,556.00 | 188,995.00 | 0.00 | 0.00 | 0.00 | 188,995.00 | 0.00 | 12,219,744.00 | 3,876,561.00 | 0.00 |


This report was generated using the Unific

Certified Correct:


Certified Correct:


Recommending Approval:

Approved by:


 MELANIE B. VALENZUELA
 Budget Officer III


 ATTY. JOEY B. MONDERO, CPA
 Accountant III/FMO


 JOHNNY B. DOLOR, Ed.D.
 Vice President for Administrative Affairs


 NURDY D. SIASON JR., Ed.D., CESO VI
 SUC President