

**FY 2023 MONTHLY DISBURSEMENT PROGRAM**  
(In Thousand Pesos)


Department : State Universities and Colleges (SUCs)  
 Agency : Iloilo State College of Fisheries  
 Operating Unit : < not applicable >  
 Organization Code : 08 062 000000

| Particulars                                      | UACS CODE | Total Programs | Tax Rem Advice (TRA) | Net Program | QUARTER 1 |        |        |           | QUARTER 2 |        |        |             |
|--|-----------|----------------|----------------------|-------------|-----------|--------|--------|-----------|-----------|--------|--------|-------------|
|  |           |                |                      |             | Jan       | Feb    | March  | Sub Total | April     | May    | June   | Sub Total   |
|  |           |                |                      |             | 6         | 7      | 8      | 9=6+7+8   | 10        | 11     | 12     | 13=10+11+12 |
| I. NOTICE OF CASH                                |           | 502,685        | 17,521               | 485,164     | 17,848    | 42,829 | 35,716 | 96,393    | 78,699    | 63,617 | 22,320 | 164,636     |
| A. Fiscal Year's (FY) Budget                     |           | 466,078        | 15,891               | 450,187     | 17,848    | 38,590 | 21,818 | 78,256    | 75,522    | 50,370 | 22,320 | 148,212     |
| New GAA  |           | 447,249        | 15,891               | 431,358     | 16,280    | 37,022 | 20,250 | 73,552    | 73,954    | 48,802 | 20,752 | 143,508     |
| COMPREHENSIVE                                    |           | 380,840        | 15,891               | 364,949     | 16,280    | 20,422 | 20,250 | 56,952    | 73,954    | 32,202 | 20,752 | 126,908     |
| Specific Budgets of National Government Agencies | 1 01 101  | 380,840        | 15,891               | 364,949     | 16,280    | 20,422 | 20,250 | 56,952    | 73,954    | 32,202 | 20,752 | 126,908     |
| PS   |           | 207,904        | 12,554               | 195,350     | 13,405    | 13,534 | 13,453 | 40,392    | 15,409    | 26,729 | 13,695 | 55,833      |
| MOOE   |           | 147,936        | 2,086                | 145,850     | 2,815     | 3,190  | 5,041  | 11,046    | 56,788    | 2,866  | 4,450  | 64,104      |
| CO   |           | 25,000         | 1,251                | 23,749      | 60        | 3,698  | 1,756  | 5,514     | 1,757     | 2,607  | 2,607  | 6,971       |
| FOR LATER RELEASE                                |           | 66,409         | -                    | 66,409      | -         | 16,600 | -      | 16,600    | 0         | 16,600 | 0      | 16,600      |
| Specific Budgets of National Government Agencies | 1 01 101  | 66,409         | -                    | 66,409      | -         | 16,600 | -      | 16,600    | 0         | 16,600 | 0      | 16,600      |
| PS   |           | 66,409         | -                    | 66,409      | -         | 16,600 | -      | 16,600    | 0         | 16,600 | 0      | 16,600      |
| Automatic Appropriation                          |           | 18,829         | 0                    | 18,829      | 1,568     | 1,568  | 1,568  | 4,704     | 1,568     | 1,568  | 1,568  | 4,704       |
| Retirement and Life Insurance                    | 1 04 102  | 18,829         | 0                    | 18,829      | 1,568     | 1,568  | 1,568  | 4,704     | 1,568     | 1,568  | 1,568  | 4,704       |
| PS   |           | 18,829         | 0                    | 18,829      | 1,568     | 1,568  | 1,568  | 4,704     | 1,568     | 1,568  | 1,568  | 4,704       |
| B. Prior Year (PY) Obligation                    |           | 22,007         | 900                  | 21,107      | -         | 4,239  | 13,898 | 18,137    | 1,277     | 1,277  | -      | 2,554       |
| Prior Year Accounts Payable                      |           | 22,007         | 900                  | 21,107      | -         | 4,239  | 13,898 | 18,137    | 1,277     | 1,277  | -      | 2,554       |
| PS   |           | 5,000          | -                    | 5,000       | -         | -      | 5,000  | 5,000     | 0         | 0      | 0      | -           |
| MOOE   |           | 1,644          | 79                   | 1,565       | -         | 447    | 1,045  | 1,492     | 0         | 0      | 0      | -           |
| CO   |           | 15,363         | 821                  | 14,542      | -         | 3,792  | 7,853  | 11,645    | 1,277     | 1,277  | 0      | 2,554       |
| C. OTHERS  |           | 14,600         | 730                  | 13,870      | -         | -      | -      | -         | 1,900     | 11,970 | -      | 13,870      |
| Unreleased Appropriations                        |           | 14,600         | 730                  | 13,870      | -         | -      | -      | -         | 1,900     | 11,970 | -      | 13,870      |
| MOOE   |           | 6,900          | 345                  | 6,555       | -         | 0      | 0      | -         | 1,900     | 4,655  | 0      | 6,555       |
| CO   |           | 7,700          | 385                  | 7,315       | 0         | 0      | 0      | -         | 0         | 7,315  | 0      | 7,315       |
| TOTAL PROGRAM, PY                                |           | 36,607         | 1,630                | 34,977      | -         | 4,239  | 13,898 | 18,137    | 3,177     | 13,247 | -      | 16,424      |
| PS   |           | 5,000          | -                    | 5,000       | -         | -      | 5,000  | 5,000     | 0         | 0      | 0      | -           |
| MOOE   |           | 8,544          | 424                  | 8,120       | -         | 447    | 1,045  | 1,492     | 1,900     | 4,655  | -      | 6,555       |


| Particulars           | UACS CODE | Total Programs | Tax Rem Advice (TRA) | Net Program | QUARTER 1 |        |        |           | QUARTER 2 |        |        |             |
|-----------------------|-----------|----------------|----------------------|-------------|-----------|--------|--------|-----------|-----------|--------|--------|-------------|
|                       |           |                |                      |             | Jan       | Feb    | March  | Sub Total | April     | May    | June   | Sub Total   |
|                       |           |                |                      |             | 6         | 7      | 8      | 9=6+7+8   | 10        | 11     | 12     | 13=10+11+12 |
| CO                    |           | 23,063         | 1,206                | 21,857      | -         | 3,792  | 7,853  | 11,645    | 1,277     | 8,592  | -      | 9,869       |
| TOTAL NCA PROGRAM     |           | 502,685        | 17,521               | 485,164     | 17,848    | 42,829 | 35,716 | 96,393    | 78,699    | 63,617 | 22,320 | 164,636     |
| PS                    |           | 298,142        | 12,554               | 285,588     | 14,973    | 31,702 | 20,021 | 66,696    | 16,977    | 44,897 | 15,263 | 77,137      |
| MOOE                  |           | 156,480        | 2,510                | 153,970     | 2,815     | 3,637  | 6,086  | 12,538    | 58,688    | 7,521  | 4,450  | 70,659      |
| CO                    |           | 48,063         | 2,457                | 45,606      | 60        | 7,490  | 9,609  | 17,159    | 3,034     | 11,199 | 2,607  | 16,840      |
| IV. TAX REMITTANCE    |           | -              | 17,521               | 17,521      | 1,196     | 1,424  | 1,947  | 4,567     | 1,554     | 2,103  | 1,467  | 5,124       |
| PS                    |           | -              | 12,554               | 12,554      | 1,045     | 1,045  | 1,047  | 3,137     | 1,045     | 1,045  | 1,047  | 3,137       |
| MOOE                  |           | -              | 2,510                | 2,510       | 148       | 192    | 320    | 660       | 294       | 396    | 233    | 923         |
| CO                    |           | -              | 2,457                | 2,457       | 3         | 187    | 580    | 770       | 215       | 662    | 187    | 1,064       |
| V. TOTAL DISBURSEMENT |           | 502,685        | 17,521               | 485,164     | 19,044    | 44,253 | 37,663 | 100,960   | 80,253    | 65,720 | 23,787 | 169,760     |
| PS                    |           | 298,142        | 12,554               | 285,588     | 16,018    | 32,747 | 21,068 | 69,833    | 18,022    | 45,942 | 16,310 | 80,274      |
| MOOE                  |           | 156,480        | 2,510                | 153,970     | 2,963     | 3,829  | 6,406  | 13,198    | 58,982    | 7,917  | 4,683  | 71,582      |
| CO                    |           | 48,063         | 2,457                | 45,606      | 63        | 7,677  | 10,189 | 17,929    | 3,249     | 11,861 | 2,794  | 17,904      |

This report was generated using the Unified Reporting System on November 24, 2022 2:50 PM; BED Level: 01 - Agency Submission (NEP); Status : SUBMITTED


Certified Correct :

  
**ATTY. JOEY B. MONDERO, CPA**  
 Accountant III

In coordination with / Certified Correct :

  
**JOHNNY B. DOLOR, Ed.D.**  
 Vice President for Administrative Affairs

Approved by:

  
**NORDY D. SIASON JR., Ed.D. CESO VI**  
 SUC President II


Department : State Ur  
 Agency : Iloilo St  
 Operating Unit : < not ap  
 Organization Code : 08 062 0

| Particulars                                      | Full Year Requirement |        |        |             |           |        |        |             |           |
|--|-----------------------|--------|--------|-------------|-----------|--------|--------|-------------|-----------|
|  | QUARTER 3             |        |        |             | QUARTER 4 |        |        |             | Full Year |
|  | July                  | Aug    | Sept   | Sub Total   | Oct       | Nov    | Dec    | Sub Total   | Total     |
| 1  | 14                    | 15     | 16     | 17=14+15+16 | 18        | 19     | 20     | 21=18+19+20 | 22        |
| I. NOTICE OF CASH                                | 19,428                | 36,147 | 19,687 | 75,262      | 73,564    | 51,131 | 21,753 | 146,448     | 482,739   |
| A. Fiscal Year's (FY) Budget                     | 19,428                | 36,115 | 19,646 | 75,189      | 73,564    | 51,131 | 21,410 | 146,105     | 447,762   |
| New GAA  | 17,860                | 34,547 | 18,078 | 70,485      | 71,996    | 49,563 | 19,829 | 141,388     | 428,933   |
| COMPREHENSIVE                                    | 17,860                | 17,947 | 18,078 | 53,885      | 71,996    | 32,954 | 19,829 | 124,779     | 362,524   |
| Specific Budgets of National Government Agencies | 17,860                | 17,947 | 18,078 | 53,885      | 71,996    | 32,954 | 19,829 | 124,779     | 362,524   |
| PS   | 13,420                | 13,730 | 13,546 | 40,696      | 13,945    | 28,257 | 16,227 | 58,429      | 195,350   |
| MOOE   | 2,683                 | 2,460  | 2,776  | 7,919       | 56,294    | 2,940  | 3,547  | 62,781      | 145,850   |
| CO   | 1,757                 | 1,757  | 1,756  | 5,270       | 1,757     | 1,757  | 55     | 3,569       | 21,324    |
| FOR LATER RELEASE                                | 0                     | 16,600 | 0      | 16,600      | 0         | 16,609 | 0      | 16,609      | 66,409    |
| Specific Budgets of National Government Agencies | 0                     | 16,600 | 0      | 16,600      | 0         | 16,609 | 0      | 16,609      | 66,409    |
| PS   | 0                     | 16,600 | 0      | 16,600      | 0         | 16,609 | 0      | 16,609      | 66,409    |
| Automatic Appropriation                          | 1,568                 | 1,568  | 1,568  | 4,704       | 1,568     | 1,568  | 1,581  | 4,717       | 18,829    |
| Retirement and Life Insurance                    | 1,568                 | 1,568  | 1,568  | 4,704       | 1,568     | 1,568  | 1,581  | 4,717       | 18,829    |
| PS   | 1,568                 | 1,568  | 1,568  | 4,704       | 1,568     | 1,568  | 1,581  | 4,717       | 18,829    |
| B. Prior Year (PY) Obligation                    | -                     | 32     | 41     | 73          | -         | -      | 343    | 343         | 21,107    |
| Prior Year Accounts Payable                      | -                     | 32     | 41     | 73          | -         | -      | 343    | 343         | 21,107    |
| PS   | 0                     | 0      | 0      | -           | 0         | 0      | -      | -           | 5,000     |
| MOOE   | 0                     | 32     | 41     | 73          | -         | 0      | 0      | -           | 1,565     |
| CO   | 0                     | 0      | 0      | -           | 0         | -      | 343    | 343         | 14,542    |
| C. OTHERS  | -                     | -      | -      | -           | -         | -      | -      | -           | 13,870    |
| Unreleased Appropriations                        | -                     | -      | -      | -           | -         | -      | -      | -           | 13,870    |
| MOOE   | 0                     | 0      | 0      | -           | 0         | 0      | 0      | -           | 6,555     |
| CO   | 0                     | 0      | 0      | -           | 0         | 0      | 0      | -           | 7,315     |
| TOTAL PROGRAM, PY                                | -                     | 32     | 41     | 73          | -         | -      | 343    | 343         | 34,977    |
| PS   | 0                     | 0      | 0      | -           | 0         | 0      | -      | -           | 5,000     |
| MOOE   | -                     | 32     | 41     | 73          | -         | -      | -      | -           | 8,120     |


| Particulars           | Full Year Requirement |        |        |             |           |        |        |             |           |
|-----------------------|-----------------------|--------|--------|-------------|-----------|--------|--------|-------------|-----------|
|                       | QUARTER 3             |        |        |             | QUARTER 4 |        |        |             | Full Year |
|                       | July                  | Aug    | Sept   | Sub Total   | Oct       | Nov    | Dec    | Sub Total   | Total     |
| 1                     | 14                    | 15     | 16     | 17=14+15+16 | 18        | 19     | 20     | 21=18+19+20 | 22        |
| CO                    | -                     | -      | -      | -           | -         | -      | 343    | 343         | 21,857    |
| TOTAL NCA PROGRAM     | 19,428                | 36,147 | 19,687 | 75,262      | 73,564    | 51,131 | 21,753 | 146,448     | 482,739   |
| PS                    | 14,988                | 31,898 | 15,114 | 62,000      | 15,513    | 46,434 | 17,808 | 79,755      | 285,588   |
| MOOE                  | 2,683                 | 2,492  | 2,817  | 7,992       | 56,294    | 2,940  | 3,547  | 62,781      | 153,970   |
| CO                    | 1,757                 | 1,757  | 1,756  | 5,270       | 1,757     | 1,757  | 398    | 3,912       | 43,181    |
| IV. TAX REMITTANCE    | 1,310                 | 1,297  | 1,317  | 3,924       | 1,337     | 1,323  | 1,246  | 3,906       | 17,521    |
| PS                    | 1,045                 | 1,045  | 1,047  | 3,137       | 1,045     | 1,045  | 1,053  | 3,143       | 12,554    |
| MOOE                  | 141                   | 128    | 145    | 414         | 168       | 154    | 191    | 513         | 2,510     |
| CO                    | 124                   | 124    | 125    | 373         | 124       | 124    | 2      | 250         | 2,457     |
| V. TOTAL DISBURSEMENT | 20,738                | 37,444 | 21,004 | 79,186      | 74,901    | 52,454 | 22,999 | 150,354     | 500,260   |
| PS                    | 16,033                | 32,943 | 16,161 | 65,137      | 16,558    | 47,479 | 18,861 | 82,898      | 298,142   |
| MOOE                  | 2,824                 | 2,620  | 2,962  | 8,406       | 56,462    | 3,094  | 3,738  | 63,294      | 156,480   |
| CO                    | 1,881                 | 1,881  | 1,881  | 5,643       | 1,881     | 1,881  | 400    | 4,162       | 45,638    |

This report was generated using the

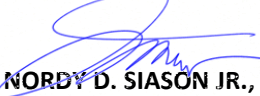
Certified Correct :

  
**ATTY. JOEY B. MONDERO, CPA**  
 Accountant III

In coordination with / Certified Correct :

  
**JOHNNY B. DOLOK, Ed.D.**  
 Vice President for Administrative Affairs

Approved by:

  
**NORDY D. SIASON JR., Ed.D. CESO VI**  
 SUC President II