

**FY 2025 MONTHLY DISBURSEMENT PROGRAM**

(In Thousand Pesos)

Department : State Universities and Colleges (SUCs)  
 Agency/Entity : Iloilo State College of Fisheries  
 Operating Unit : < not applicable >  
 Organization Code : 08 062 000000

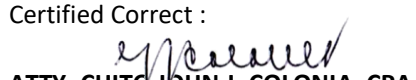
Particulars	UACS CODE	Total Programs	Tax Remittance Advice	Net Program	QUARTER 1				QUARTER 2		
					January	February	March	Sub Total	April	May	June
					1	2	3	4	5	6	7
I. NOTICE OF CASH		577,695	25,601	552,094	25,243	29,416	34,641	89,300	97,994	55,231	34,769
A. Fiscal Year's (FY) Budget		553,815	24,501	529,314	25,243	25,149	28,924	79,316	91,553	52,401	31,244
New GAA		527,535	24,501	503,034	23,055	22,961	26,736	72,752	89,365	50,213	29,056
GAAAO (ANNEX A)		369,213	24,501	344,712	21,345	21,251	24,196	66,792	25,610	47,008	27,346
Specific Budgets of National PS (Regular)	1 01 101	369,213	24,501	344,712	21,345	21,251	24,196	66,792	25,610	47,008	27,346
PS (Regular)		286,892	20,442	266,450	18,699	18,699	18,862	56,260	21,868	35,487	18,863
PS (APB Terminal Leave Benefits)		1,100		1,100			561	561	399		
MOOE		46,221	2,310	43,911	2,646	2,552	4,773	9,971	3,343	2,976	5,464
CO (Construction of Hospitality Management Training Hub, San Enrique Campus (School Buildings))		25,000	1,249	23,751				-		3,726	3,019
CO (Other Machinery and Equipemnt)		10,000	500	9,500				-		4,819	
For Later Release		-	-	-	-	-	-	-	-	-	-
Specific Budgets of National FOR ISSUANCE OF GARO/SARO	1 01 101	-	-	-	-	-	-	-	-	-	-
FOR ISSUANCE OF GARO/SARO		158,322	2,068	156,254	1,710	1,710	2,540	5,960	63,755	3,205	1,710
Specific Budgets of National PS	1 01 101	158,322	2,068	156,254	1,710	1,710	2,540	5,960	63,755	3,205	1,710
PS		34,232	2,068	32,164	1,710	1,710	2,540	5,960	1,710	3,205	1,710
MOOE (Free Higher Education)		124,090	0	124,090				-	62045		
Automatic Appropriation		26,280	0	26,280	2,188	2,188	2,188	6,564	2,188	2,188	2,188
Retirement and Life Insurance	1 04 102	26,280	0	26,280	2,188	2,188	2,188	6,564	2,188	2,188	2,188
PS		26280	0	26,280	2,188	2,188	2,188	6,564	2,188	2,188	2,188
B. Prior Year (PY) Obligation		13,732	593	13,139	-	3,013	1,710	4,723	5,301	1,690	1,425
Prior Year Accounts Payable		13,732	593	13,139	-	3,013	1,710	4,723	5,301	1,690	1,425
MOOE		11851	593	11,258	-	3,013	1,710	4,723	3420	1690	1425

Particulars	UACS CODE	Total Programs	Tax Remittance Advice	Net Program	QUARTER 1				QUARTER 2		
					January	February	March	Sub Total	April	May	June
					6	7	8	9=6+7+8	10	11	12
CO		1881		1,881				-	1881		
C. OTHERS		10,148	507	9,641	-	1,254	4,007	5,261	1,140	1,140	2,100
Unobligated Allotment		10,148	507	9,641	-	1,254	4,007	5,261	1,140	1,140	2,100
MOOE Future Thinking Research Survey 2024)		1,379	69	1,310	-	190	285	475	190	190	455
MOOE (Localization of Womens and Childrens Projects)		5,731	286	5,445	-	950	950	1,900	950	950	1645
MOOE		120	6	114	-	114		114			
CO Other Machinery and Equipment		2,918	146	2,772	-		2,772	2,772			
TOTAL PROGRAM, PY		23,880	1,100	22,780	-	4,267	5,717	9,984	6,441	2,830	3,525
MOOE		19,081	954	18,127	-	4,267	2,945	7,212	4,560	2,830	3,525
CO		4,799	146	4,653	-	-	2,772	2,772	1,881	-	-
TOTAL NCA PROGRAM		577,695	27,669	550,026	25,243	29,416	34,641	89,300	97,994	55,231	34,769
PS		348,504	22,510	325,994	22,597	22,597	24,151	69,345	26,165	40,880	22,761
MOOE		189,392	3,264	186,128	2,646	6,819	7,718	17,183	69,948	5,806	8,989
CO		39,799	1,895	37,904	-	-	2,772	2,772	1,881	8,545	3,019
IV. TAX REMITTANCE		-	27,669	27,669	1,713	2,077	1,979	5,769	1,985	3,725	2,274
PS		0	22,510	22,510	1,575	1,575	1,576	4,726	1,575	3,164	1,575
MOOE		0	3,264	3,264	138	356	403	897	410	302	485
CO		0	1,895	1,895	-	146	-	146	-	259	214
V. TOTAL DISBURSEMENT		577,695	27,669	550,026	26,956	31,493	36,620	95,069	99,979	58,956	37,043
PS		348,504	22,510	325,994	24,172	24,172	25,727	74,071	27,740	44,044	24,336
MOOE		189,392	3,264	186,128	2,784	7,175	8,121	18,080	70,358	6,108	9,474
CO		39,799	1,895	37,904	-	146	2,772	2,918	1,881	8,804	3,233

Certified Correct :

  
**LEONELSO B. CORRAL, CPA**  
 Accountant III

Certified Correct :

  
**ATTY. CHITO JOHN J. COLONIA, CPA**  
 Chief Admin Finance/ FMO

Recommending Approval By:

  
**JOHNNY B. DOLOR, Ed.D**  
 VP for Administrative Affairs

Department : State  
 Agency/Entity : Iloilo  
 Operating Unit : < no  
 Organization Code : 08 06


Particulars	Full Year Requirement									
	Sub Total	QUARTER 3				QUARTER 4				Full Year
		July	August	September	Sub Total	October	November	December	Sub Total	Total
1	13=10+11+12	14	15	16	17=14+15+16	18	19	20	21=18+19+20	22
I. NOTICE OF CASH	187,994	27,737	31,740	28,981	88,458	93,674	55,997	32,178	181,849	547,601
A. Fiscal Year's (FY) Budget	175,198	27,737	31,740	28,981	88,458	93,674	55,997	32,178	181,849	524,821
New GAA	168,634	25,549	29,552	26,793	81,894	91,486	53,809	29,966	175,261	498,541
GAAAO (ANNEX A)	99,964	23,839	27,842	25,083	76,764	26,737	45,092	26,938	98,767	342,287
Specific Budgets of National	99,964	23,839	27,842	25,083	76,764	26,737	45,092	26,938	98,767	342,287
PS (Regular)	76,218	18,699	18,700	18,862	56,261	18,720	37,803	21,188	77,711	266,450
PS (APB Terminal Leave Benefits)	399				-			140	140	1,100
MOOE	11,783	2,121	2,174	3,934	8,229	5,730	5,002	3,196	13,928	43,911
CO (Construction of Hospitality Management Training Hub, San Enrique Campus (School Buildings)	6,745	3,019	2,287	2,287	7,593	2,287	2,287	2,414	6,988	21,326
CO (Other Machinery and Equipemnt)	4,819		4,681		4,681				-	9,500
For Later Release	-	-	-	-	-	-	-	-	-	-
Specific Budgets of National	-	-	-	-	-	-	-	-	-	-
FOR ISSUANCE OF GARO/SARO	68,670	1,710	1,710	1,710	5,130	64,749	8,717	3,028	76,494	156,254
Specific Budgets of National	68,670	1,710	1,710	1,710	5,130	64,749	8,717	3,028	76,494	156,254
PS	6,625	1,710	1,710	1,710	5,130	2,704	8,717	3028	14,449	32,164
MOOE (Free Higher Education)	62,045				-	62045			62,045	124,090
Automatic Appropriation	6,564	2,188	2,188	2,188	6,564	2,188	2,188	2,212	6,588	26,280
Retirement and Life Insurance	6,564	2,188	2,188	2,188	6,564	2,188	2,188	2,212	6,588	26,280
PS	6,564	2,188	2,188	2,188	6,564	2,188	2,188	2,212	6,588	26,280
B. Prior Year (PY) Obligation	8,416	-	-	-	-	-	-	-	-	13,139
Prior Year Accounts Payable	8,416	-	-	-	-	-	-	-	-	13,139
MOOE	6,535	0	0	0	-	0	0	0	-	11,258

Particulars	Full Year Requirement									
	Sub Total	QUARTER 3				QUARTER 4				Full Year
		July	August	September	Sub Total	October	November	December	Sub Total	Total
1	13=10+11+12	14	15	16	17=14+15+16	18	19	20	21=18+19+20	22
CO	1,881		0	0	-	0	0	0	-	1,881
C. OTHERS	4,380	-	-	-	-	-	-	-	-	9,641
Unobligated Allotment	4,380	-	-	-	-	-	-	-	-	9,641
MOOE Future Thinking Research Survey 2024)	835				-				-	1,310
MOOE (Localization of Womens and Childrens Projects)	3,545				-				-	5,445
MOOE	-				-				-	114
CO Other Machinery and Equipment	-				-				-	2,772
TOTAL PROGRAM, PY	12,796	-	-	-	-	-	-	-	-	22,780
MOOE	10,915	-	-	-	-	-	-	-	-	18,127
CO	1,881	-	-	-	-	-	-	-	-	4,653
TOTAL NCA PROGRAM	187,994	27,737	31,740	28,981	88,458	93,674	55,997	32,178	181,849	547,601
PS	89,806	22,597	22,598	22,760	67,955	23,612	48,708	26,568	98,888	325,994
MOOE	84,743	2,121	2,174	3,934	8,229	67,775	5,002	3,196	75,973	186,128
CO	13,445	3,019	6,968	2,287	12,274	2,287	2,287	2,414	6,988	35,479
IV. TAX REMITTANCE	7,984	1,900	2,098	1,945	5,943	2,079	3,941	1,953	7,973	27,669
PS	6,314	1,575	1,575	1,576	4,726	1,615	3,517	1,612	6,744	22,510
MOOE	1,197	111	115	207	433	302	262	173	737	3,264
CO	473	214	408	162	784	162	162	168	492	1,895
V. TOTAL DISBURSEMENT	195,978	29,637	33,838	30,926	94,401	95,753	59,938	34,131	189,822	575,270
PS	96,120	24,172	24,173	24,336	72,681	25,227	52,225	28,180	105,632	348,504
MOOE	85,940	2,232	2,289	4,141	8,662	68,077	5,264	3,369	76,710	189,392
CO	13,918	3,233	7,376	2,449	13,058	2,449	2,449	2,582	7,480	37,374

Certified Correct :

  
**LEONELSO E. CORRAL, CPA**  
 Accountant III

Approved By:

  
**NORDY D. SIASON JR., Ed.D. CESO VI**  
 University President


**FY 2025 MONTHLY DISBURSEMENT PROGRAM**


(In Thousand Pesos)


Department : State Universities and Colleges (SUCs)  
 Agency/Entity : Iloilo State College of Fisheries  
 Operating Unit : < not applicable >  
 Organization Code : 08 062 0000000

Particulars	UACS CODE	Total Programs	Tax Remittance Advice	Net Program	QUARTER 1				QUARTER 2			
					January	February	March	Sub Total	April	May	June	
					1	2	3	4	5	6	7	8
I. NOTICE OF CASH		-	24,501	24,501	-	-	-	-	-	-	-	-
A. Fiscal Year's (FY) Budget		-	24,501	24,501	-	-	-	-	-	-	-	-
New GAA		-	24,501	24,501	-	-	-	-	-	-	-	-
GAAAO (ANNEX A)		-	24,501	24,501				-				
Specific Budgets of National	1 01 101	-	24,501	24,501				-				
PS (Regular)			20,442	20,442	1,460	1,460	1,461	4,381	1,460	2,920	1,460	
PS (APB Terminal Leave Benefits)				-				-				
MOOE			2,310	2,310	138	134	251	523	173	156	288	
CO (Construction of Hospitality Management Training Hub, San Enrique Campus (School Buildings))			1,249	1,249				-		5	214	
CO (Other Machinery and Equipemnt)			500	500				-		254		
For Later Release		-	-	-	-	-	-	-	-	-	-	-
Specific Budgets of National	1 01 101	-	-	-	-	-	-	-	-	-	-	-
FOR ISSUANCE OF GARO/SARO		-	0	-				-				
Specific Budgets of National	1 01 101		0	-				-				
PS			2,068	2,068	115	115	115	345	115	244	115	
MOOE (Free Higher Education)			0	-				-				
Automatic Appropriation		-	0	-	-	-	-	-	-	-	-	-
Retirement and Life Insurance	1 04 102	-	0	-	-	-	-	-	-	-	-	-
PS			0	-				-				
B. Prior Year (PY) Obligation		-	593	593	-	159	90	249	180	89	75	
Prior Year Accounts Payable		-	593	593	-	159	90	249	180	89	75	
MOOE			593	593		159	90	249	180	89	75	

Particulars	UACS CODE	Total Programs	Tax Remittance Advice	Net Program	QUARTER 1				QUARTER 2		
					January	February	March	Sub Total	April	May	June
					6	7	8	9=6+7+8	10	11	12
<b>CO</b>				-				-			
C. OTHERS		-	507	507	-	209	62	271	57	57	122
Unobligated Allotment		-	507	507	-	209	62	271	57	57	122
MOOE Future Thinking Research Survey 2024)			69	69	-	10	14	24	10	10	26
MOOE (Localization of Womens and Childrens Projects)			286	286	-	48	48	95	48	48	96
MOOE			6	6	-	6	-	6	-	-	-
CO Other Machinery and Equipment			146	146	-	146	-	146	-	-	-
TOTAL PROGRAM, PY					-	-	-	-	-	-	-
MOOE											
CO											
TOTAL NCA PROGRAM		-	27,669	27,669	1,713	2,077	1,979	5,769	1,985	3,725	2,274
PS		-	22,510	22,510	1,575	1,575	1,576	4,726	1,575	3,164	1,575
MOOE		-	3,264	3,264	138	356	403	897	410	302	485
CO		-	1,895	1,895	-	146	-	146	-	259	214
IV. TAX REMITTANCE		-	27,669	27,669	1,713	2,077	1,979	5,769	1,985	3,725	2,274
PS		0	22,510	22,510	1,575	1,575	1,576	4,726	1,575	3,164	1,575
MOOE		0	3,264	3,264	138	356	403	897	410	302	485
CO		0	1,895	1,895	-	146	-	146	-	259	214
V. TOTAL DISBURSEMENT		-	27,669	27,669	3,426	4,154	3,958	11,537	3,970	7,450	4,548
PS		-	22,510	22,510	3,150	3,150	3,152	9,452	3,150	6,328	3,150
MOOE		-	3,264	3,264	276	712	806	1,794	820	604	970
CO		-	1,895	1,895	-	292	-	292	-	518	428

Certified Correct :  
  
**LEONELSO B. CORRAL, CPA**  
 Accountant III


Certified Correct :  
  
**ATTY. CHITO JOHN J. COLONIA, CPA**  
 Chief Admin Finance/ FMO


Recommending Approval By:  
  
**JOHNNY B. DOLOR, Ed.D**  
 VP for Administrative Affairs

Department : State  
 Agency/Entity : Iloilo  
 Operating Unit : < no  
 Organization Code : 08 06

Particulars	Full Year Requirement									
	Sub Total	QUARTER 3			QUARTER 4			Sub Total	Full Year Total	
		July	August	September	October	November	December			
1	13=10+11+12	14	15	16	17=14+15+16	18	19	20	21=18+19+20	22
I. NOTICE OF CASH	-	-	-	-	-	-	-	-	-	-
A. Fiscal Year's (FY) Budget	-	-	-	-	-	-	-	-	-	-
New GAA	-	-	-	-	-	-	-	-	-	-
GAAAO (ANNEX A)	-	-	-	-	-	-	-	-	-	-
Specific Budgets of National	-	-	-	-	-	-	-	-	-	-
PS (Regular)	5,840	1,460	1,460	1,461	4,381	1,460	2,921	1,459	5,840	20,442
PS (APB Terminal Leave Benefits)	-	-	-	-	-	-	-	-	-	-
MOOE	617	111	115	207	433	302	262	173	737	2,310
CO (Construction of Hospitality Management Training Hub, San Enrique Campus (School Buildings)	219	214	162	162	538	162	162	168	492	1,249
CO (Other Machinery and Equipemnt)	254	-	246	-	246	-	-	-	-	500
For Later Release	-	-	-	-	-	-	-	-	-	-
Specific Budgets of National	-	-	-	-	-	-	-	-	-	-
FOR ISSUANCE OF GARO/SARO	-	-	-	-	-	-	-	-	-	-
Specific Budgets of National	-	-	-	-	-	-	-	-	-	-
PS	474	115	115	115	345	155	596	153	904	2,068
MOOE (Free Higher Education)	-	-	-	-	-	-	-	-	-	-
Automatic Appropriation	-	-	-	-	-	-	-	-	-	-
Retirement and Life Insurance	-	-	-	-	-	-	-	-	-	-
PS	-	-	-	-	-	-	-	-	-	-
B. Prior Year (PY) Obligation	344	-	-	-	-	-	-	-	-	593
Prior Year Accounts Payable	344	-	-	-	-	-	-	-	-	593
MOOE	344	0	0	0	-	0	0	0	-	593

Particulars	Full Year Requirement									
	Sub Total	QUARTER 3				QUARTER 4				Full Year
		July	August	September	Sub Total	October	November	December	Sub Total	Total
1	13=10+11+12	14	15	16	17=14+15+16	18	19	20	21=18+19+20	22
CO	-	0	0	0	-	0	0	0	-	-
C. OTHERS	236	-	-	-	-	-	-	-	-	507
Unobligated Allotment	236	-	-	-	-	-	-	-	-	507
MOOE Future Thinking Research Survey 2024)	45				-				-	69
MOOE (Localization of Womens and Childrens Projects)	191				-				-	286
MOOE	-				-				-	6
CO Other Machinery and Equipment	-				-				-	146
TOTAL PROGRAM, PY	-	-	-	-	-	-	-	-	-	-
MOOE	-				-				-	-
CO	-				-				-	-
TOTAL NCA PROGRAM	7,984	1,900	2,098	1,945	5,943	2,079	3,941	1,953	7,973	27,669
PS	6,314	1,575	1,575	1,576	4,726	1,615	3,517	1,612	6,744	22,510
MOOE	1,197	111	115	207	433	302	262	173	737	3,264
CO	473	214	408	162	784	162	162	168	492	1,895
IV. TAX REMITTANCE	7,984	1,900	2,098	1,945	5,943	2,079	3,941	1,953	7,973	27,669
PS	6,314	1,575	1,575	1,576	4,726	1,615	3,517	1,612	6,744	22,510
MOOE	1,197	111	115	207	433	302	262	173	737	3,264
CO	473	214	408	162	784	162	162	168	492	1,895
V. TOTAL DISBURSEMENT	15,968	3,800	4,196	3,890	11,886	4,158	7,882	3,906	15,946	55,338
PS	12,628	3,150	3,150	3,152	9,452	3,230	7,034	3,224	13,488	45,020
MOOE	2,394	222	230	414	866	604	524	346	1,474	6,528
CO	946	428	816	324	1,568	324	324	336	984	3,790

Certified Correct:  
  
**LEONELSO B. CORRAL, CPA**  
 Accountant III

Approved By:  
  
**NORBY D. SIASON JR., Ed.D. CESO VI**  
 University President