

**FY 2024 MONTHLY DISBURSEMENT PROGRAM**  
(In Thousand Pesos)

Department : State Universities and Colleges (SUCs)  
 Agency/Entity : Iloilo State College of Fisheries  
 Operating Unit : < not applicable >  
 Organization Code : 08 062 0000000

Particulars	UACS CODE	Total Programs	Tax Remittance Advice	Net Program	QUARTER 1				QUARTER 2		
					January	February	March	Sub Total	April	May	June
					1	2	3	4	5	6	7
I. NOTICE OF CASH		594,694	24,001	570,693	25,291	83,549	38,728	147,568	91,624	45,094	31,056
A. Fiscal Year's (FY) Budget		526,267	23,016	503,251	25,291	26,409	35,236	86,936	90,319	43,789	28,989
New GAA		502,193	23,016	479,177	23,285	24,403	33,229	80,917	88,313	41,783	26,982
GAAAO (ANNEX A)		332,801	22,166	310,635	20,365	19,734	27,020	67,119	24,404	37,803	22,566
Specific Budgets of National	1 01 101	332,801	22,166	310,635	20,365	19,734	27,020	67,119	24,404	37,803	22,566
PS (Regular)		260,434	18,723	241,711	17,022	16,995	17,158	51,175	19,335	32,377	17,170
PS (APB Terminal Leave Benefits)		3,517		3,517	1,050			1,050	134	1,152	586
MOOE		43,850	2,192	41,658	2,258	2,351	4,862	9,471	2,393	2,282	3,756
CO (Rehabilitation of ICT Building San Enrique Campus (School Buildings)		15,000	751	14,249	35	35	2,217	2,287	35	35	1,054
CO (Other Machinery and Equipemnt)		10,000	500	9,500		353	2,783	3,136	2,507	1,957	
For Later Release		18,000	850	17,150	-	1,749	3,289	5,038	2,812	1,060	1,496
Specific Budgets of National	1 01 101	18,000	850	17,150	-	1,749	3,289	5,038	2,812	1,060	1,496
Locally Funded Projects		18,000	850	17,150	-	1,749	3,289	5,038	2,812	1,060	1,496
MOOE (Capacity Development Future Thinking)		2,000	100	1,900		570	147	717	150	198	212
MOOE (Tulong Dunong)		1,000		1,000				-			
MOOE (Localization of Women and Children Projects)		15,000	750	14,250		1,179	3,142	4,321	2662	862	1284
CO				-				-			

Particulars	UACS CODE	Total Programs	Tax Remittance Advice	Net Program	QUARTER 1				QUARTER 2		
					January	February	March	Sub Total	April	May	June
					6	7	8	9=6+7+8	10	11	12
FOR ISSUANCE OF GARO/SARO		151,392	0	151,392	2,920	2,920	2,920	8,760	61,097	2,920	2,920
Specific Budgets of National PS	1 01 101	151,392	0	151,392	2,920	2,920	2,920	8,760	61,097	2,920	2,920
MOOE (Free Higher Education)		35,038	0	35,038	2,920	2,920	2,920	8,760	2920	2920	2920
Automatic Appropriation		116,354	0	116,354	-	-	-	-	58177	0	0
Retirement and Life Insurance PS	1 04 102	24,074	0	24,074	2,006	2,006	2,007	6,019	2,006	2,006	2,007
B. Prior Year (PY) Obligation		24,074	0	24,074	2,006	2,006	2,007	6,019	2006	2006	2007
Prior Year Accounts Payable		13,169	750	12,419	-	6,230	3,139	9,369	763	763	1,524
MOOE		13,169	750	12,419	-	6,230	3,139	9,369	763	763	1,524
CO		2,100	105	1,995	-	1,472	523	1,995	0	0	0
C. OTHERS		11,069	645	10,424	-	4,758	2,616	7,374	763	763	1524
Unreleased Appropriations		55,258	235	55,023	-	50,910	353	51,263	542	542	543
MOOE (Capacity Development Future Thinking)		52,558	100	52,458	-	50,558	-	50,558	190	190	190
MOOE (Free Higher Education)		2,000	100	1,900	-	-	-	-	190	190	190
Unobligated Allotment		50,558		50,558	-	50,558	-	50,558			
MOOE (Higher Education Research Innovation Projects)		2,700	135	2,565	-	352	353	705	352	352	353
TOTAL PROGRAM, PY		2,700	135	2,565	-	352	353	705	352	352	353
MOOE		68,427	985	67,442	-	57,140	3,492	60,632	1,305	1,305	2,067
CO		57,358	340	57,018	-	52,382	876	53,258	542	542	543
TOTAL NCA PROGRAM		11,069	645	10,424	-	4,758	2,616	7,374	763	763	1,524
PS		594,694	24,001	570,693	25,291	83,549	38,728	147,568	91,624	45,094	31,056
MOOE		323,063	18,723	304,340	22,998	21,921	22,085	67,004	24,395	38,455	22,683
CO		235,562	3,382	232,180	2,258	56,482	9,027	67,767	63,924	3,884	5,795
IV. TAX REMITTANCE		36,069	1,896	34,173	35	5,146	7,616	12,797	3,305	2,755	2,578
PS		-	24,001	24,001	1,474	1,978	2,061	5,513	1,825	3,035	1,830
MOOE		0	18,723	18,723	1,335	1,335	1,340	4,010	1,335	2,675	1,340
CO		0	3,382	3,382	137	341	424	902	302	202	307
		0	1,896	1,896	2	302	297	601	188	158	183

Particulars	UACS CODE	Total Programs	Tax Remittance Advice	Net Program	QUARTER 1				QUARTER 2		
					January	February	March	Sub Total	April	May	June
					6	7	8	9=6+7+8	10	11	12
V. TOTAL DISBURSEMENT		594,694	24,001	570,693	26,765	85,527	40,789	153,081	93,449	48,129	32,886
PS		323,063	18,723	304,340	24,333	23,256	23,425	71,014	25,730	41,130	24,023
MOOE		235,562	3,382	232,180	2,395	56,823	9,451	68,669	64,226	4,086	6,102
CO		36,069	1,896	34,173	37	5,448	7,913	13,398	3,493	2,913	2,761

Certified Correct :

  
**LEONELSO B. CORRAL, CPA**  
 Accountant III


Certified Correct :

  
**ATTY. JOEY B. MONDERO, CPA**  
 Finance Management Officer

Recommending Approval By:

  
**JOHNNY B. DOLOK, Ed.D**  
 VP for Administrative Affairs

Approved By:

  
**NORDY D. SIASON JR., Ed.D. CESO VI**  
 SUC President II


Department : State  
 Agency/Entity : Iloilo  
 Operating Unit : < no  
 Organization Code : 08 01

Particulars	Full Year Requirement									
	QUARTER 3					QUARTER 4				Full Year
	Sub Total	July	August	September	Sub Total	October	November	December	Sub Total	Total
1	13=10+11+12	14	15	16	17=14+15+16	18	19	20	21=18+19+20	22
I. NOTICE OF CASH	167,774	28,510	29,061	27,998	85,569	92,589	43,632	32,106	168,327	569,238
A. Fiscal Year's (FY) Budget	163,097	27,964	28,424	27,808	84,196	92,399	43,442	31,726	167,567	501,796
New GAA	157,078	25,958	26,418	25,801	78,177	90,393	41,436	29,721	161,550	477,722
GAAAO (ANNEX A)	84,773	21,555	21,202	22,081	64,838	28,382	38,055	26,013	92,450	309,180
Specific Budgets of National	84,773	21,555	21,202	22,081	64,838	28,382	38,055	26,013	92,450	309,180
PS (Regular)	68,882	17,029	17,042	17,121	51,192	17,031	34,393	19,038	70,462	241,711
PS (APB Terminal Leave Benefits)	1,872		246	248	494	101			101	3,517
MOOE	8,431	2,522	1,911	3,659	8,092	10,197	2,099	3,368	15,664	41,658
CO (Rehabilitation of ICT Building San Enrique Campus (School Buildings))	1,124	1,054	1,053	1,053	3,160	1,053	1,563	3,607	6,223	12,794
CO (Other Machinery and Equipemnt)	4,464	950	950		1,900				-	9,500
For Later Release	5,368	1,483	2,296	800	4,579	914	461	790	2,165	17,150
Specific Budgets of National	5,368	1,483	2,296	800	4,579	914	461	790	2,165	17,150
Locally Funded Projects	5,368	1,483	2,296	800	4,579	914	461	790	2,165	17,150
MOOE (Capacity Development Future Thinking)	560	217	107	103	427	122	74		196	1,900
MOOE (Tulong Dunong)	-		1,000		1,000				-	1,000
MOOE (Localization of Women and Children Projects)	4,808	1266	1189	697	3,152	792	387	790	1,969	14,250
CO	-				-				-	-



Particulars	Full Year Requirement									
	Sub Total	QUARTER 3				QUARTER 4				Full Year
		July	August	September	Sub Total	October	November	December	Sub Total	Total
1	13=10+11+12	14	15	16	17=14+15+16	18	19	20	21=18+19+20	22
V. TOTAL DISBURSEMENT	174,464	30,208	30,724	29,660	90,592	94,600	46,562	33,940	175,102	593,239
PS	90,883	23,290	23,550	23,637	70,477	23,394	41,994	25,301	90,689	323,063
MOOE	74,414	4,789	5,046	4,895	14,730	70,078	2,894	4,777	77,749	235,562
CO	9,167	2,129	2,128	1,128	5,385	1,128	1,674	3,862	6,664	34,614


Certified Correct :

  
**LEONELSO B. CORRAL, CPA**  
 Accountant III

Certified Correct :

  
**ATTY. JOEY B. MONDERO, CPA**  
 Finance Management Officer

Recommending Approval By:

  
**JOHNNY B. DOLOR, Ed.D**  
 VP for Administrative Affairs

Approved By:

  
**NORDY D. SIASON JR., Ed.D. CESO VI**  
 SUC President II