
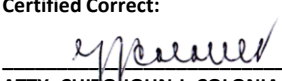



**QUARTERLY REPORT OF REVENUE AND OTHER RECEIPTS**  
**As at the Quarter Ending September 30, 2024**


Department : State Universities and Colleges (SUCs)  
 Agency/Entity : Iloilo State College of Fisheries  
 Operating Unit : < not applicable >  
 Organization Code (UACS) : 08 062 0000000  
 Fund Cluster : 05 - Internally Generated Funds

Classification/Sources of Revenue and Other Receipts	UACS CODE	REVENUE TARGET (Annual) per BESF	Actual Revenue and Other Receipts Collections					Cumulative Remittance/Deposits to Date			Variance		Remarks
			1st Quarter Ending March 31	2nd Quarter Ending June 30	3rd Quarter Ending September 30	4th Quarter Ending December 31	Total	Remittance to BTr	Deposited with AGDB	Total	Amount	%	
1	2	3	4	5	6	7	8=(4+5+6+7)	9	10	11=(9+10)	12=(8-3)	13=(12/3)	14
<b>Internally Generated Funds</b>		89,113,000.00	56,742,813.20	64,913,737.02	6,719,964.39	0.00	128,376,514.61	0.00	128,376,514.61	128,376,514.61	39,263,514.61	44 %	
Non-Revenue Collections/Other Receipts		89,113,000.00	56,742,813.20	64,913,737.02	6,719,964.39	0.00	128,376,514.61	0.00	128,376,514.61	128,376,514.61	39,263,514.61	44 %	
Cash Receipts		89,113,000.00	56,742,813.20	64,913,737.02	6,719,964.39	0.00	128,376,514.61	0.00	128,376,514.61	128,376,514.61	39,263,514.61	44 %	
Non-Tax		89,113,000.00	56,742,813.20	64,913,737.02	6,719,964.39	0.00	128,376,514.61	0.00	128,376,514.61	128,376,514.61	39,263,514.61	44 %	
Registration Fees	4020102000	1,804,000.00	832,894.00	894,030.00	150,600.00	0.00	1,877,524.00	0.00	1,877,524.00	1,877,524.00	73,524.00	4 %	
Clearance Fees	4020104001	50,000.00	31,700.00	13,350.00	3,800.00	0.00	48,850.00	0.00	48,850.00	48,850.00	(1,150.00)	-2 %	
Other Service Income	4020199099	2,712,000.00	547,436.00	2,127,550.90	1,914,198.00	0.00	4,589,184.90	0.00	4,589,184.90	4,589,184.90	1,877,184.90	69 %	
Tuition Fees	4020201001	52,524,000.00	33,479,691.81	33,452,788.50	3,331,164.90	0.00	70,263,645.21	0.00	70,263,645.21	70,263,645.21	17,739,645.21	34 %	
Income Collected from Students	4020201002	28,442,000.00	21,151,864.19	27,830,997.50	848,922.50	0.00	49,831,784.19	0.00	49,831,784.19	49,831,784.19	21,389,784.19	75 %	
Rent/Lease Income	4020205000	376,000.00	163,574.00	117,493.00	53,126.20	0.00	334,193.20	0.00	334,193.20	334,193.20	(41,806.80)	-11 %	
Income from Hostels/Dormitories and other Like facilities	4020213000	112,000.00	54,975.00	13,750.00	26,100.00	0.00	94,825.00	0.00	94,825.00	94,825.00	(17,175.00)	-15 %	
Other Business Income	4020299099	3,093,000.00	480,678.20	463,777.12	392,052.79	0.00	1,336,508.11	0.00	1,336,508.11	1,336,508.11	(1,756,491.89)	-57 %	
<b>GRAND TOTAL</b>		89,113,000.00	56,742,813.20	64,913,737.02	6,719,964.39	0.00	128,376,514.61	0.00	128,376,514.61	128,376,514.61	39,263,514.61	44 %	

**Certified Correct:**  
  
 LEONELSON B. CORRAL, CPA  
 Accountant III  
 Date: October 29, 2024

**Certified Correct:**  
  
 ATTY. CHITO JOHN J. COLONIA, CPA  
 Chief Administrative Officer-Finance  
 Date: October 29, 2024

**Recommending Approval:**  
  
 JOHNNY B. DOLOR, Ed.D.  
 VP-Admin Affairs  
 Date: October 29, 2024

**Approved by:**  
  
 NORBY D. SIASON JR., Ed. D., CESO VI  
 University President  
 Date: October 29, 2024