


SUMMARY

| Particulars (1) | Previous Report (2) | This Month (3) | As at Date (4) |
|--|------------------------|-------------------|-------------------|
| Total Disbursement Authorities Received | 198,241,232.38 | 24,197,960.61 | 222,439,192.99 |
| NCA | 186,907,848.00 | 22,507,000.00 | 209,414,848.00 |
| NTA | 0.00 | 0.00 | 0.00 |
| Working Fund | 0.00 | 0.00 | 0.00 |
| TRA | 11,333,384.38 | 1,690,960.61 | 13,024,344.99 |
| CDC | 0.00 | 0.00 | 0.00 |
| NCAA | 0.00 | 0.00 | 0.00 |
| Less: Notice of Transfer of Allocations (NTA)* issued | 0.00 | 0.00 | 0.00 |
| Total Disbursement Authorities Available | 198,241,232.38 | 24,197,960.61 | 222,439,192.99 |
| Less: | 0.00 | 0.00 | 0.00 |
| Lapsed NCA | 514.82 | 601,556.73 | 602,071.55 |
| Disbursements | 197,639,160.83 | 23,959,505.41 | 221,598,666.24 |
| Less: Other Non-Cash Disbursements | 0.00 | 0.00 | 0.00 |
| Disbursements effected through outright deductions from claims | 0.00 | 0.00 | 0.00 |
| Overpayment of expenses(e.g. personnel benefits) | 0.00 | 0.00 | 0.00 |
| Restitution for loss of government property | 0.00 | 0.00 | 0.00 |
| Liquidated damages and similar claims | 0.00 | 0.00 | 0.00 |
| Others (e.g. TEF, BTr, Docs Stamp, etc.) | 0.00 | 0.00 | 0.00 |
| Add/Less: Adjustments (e.g. cancelled/staled checks) | 0.00 | 0.00 | 0.00 |
| Balance of Disbursement Authorities as at date | 601,556.73 | (363,101.53) | 238,455.20 |
| Total Disbursements Program | 198,241,232.38 | 24,197,960.61 | 222,439,192.99 |
| Less: *Actual Disbursements | 197,639,160.83 | 23,959,505.41 | 221,598,666.24 |
| (Over)/Under spending | 602,071.55 | 238,455.20 | 840,526.75 |

Notes: * The use of NTA is discouraged


Notes: ** Amounts should tally with the grand total disbursement (column 27).

Certified Correct:




 LEONELSON B. CORRAL, CPA
 ACCOUNTANT III

Recommending Approval:



 JOHNNY B. DOLOR, Ed.D.
 VP FOR ADMINISTRATIVE AFFAIRS

Approved By:



 NORDY D. SIASON JR., Ed.D., CESO VI
 SUC PRESIDENT II

Department : State I
 Agency/Entity : Iloilo S
 Operating Unit : < not a
 Organization Code : 08 062
 Fund Cluster : 01 - Rf
 (e.g. UA)

| Particulars | Trust Liabilities | | | | Grand Total | | | | | Remarks |
|--|-------------------|------|------|------------|---------------|--------------|-------|------|------------------|---------|
| | PS | MOOE | CO | TOTAL | PS | MOOE | FinEx | CO | TOTAL | |
| 1 | 19 | 20 | 21 | 22=(19+20) | 23 | 24 | 25 | 26 | 27=(23+24+25+26) | 28 |
| CASH DISBURSEMENTS | 0.00 | 0.00 | 0.00 | 0.00 | 20,640,589.39 | 1,627,955.41 | 0.00 | 0.00 | 22,268,544.80 | |
| Notice of Cash Allocation (NCA) | 0.00 | 0.00 | 0.00 | 0.00 | 20,640,589.39 | 1,627,955.41 | 0.00 | 0.00 | 22,268,544.80 | |
| MDS Checks Issued | 0.00 | 0.00 | 0.00 | 0.00 | 4,400.94 | 61,865.38 | 0.00 | 0.00 | 66,266.32 | |
| Advice to Debit Account | 0.00 | 0.00 | 0.00 | 0.00 | 20,636,188.45 | 1,566,090.03 | 0.00 | 0.00 | 22,202,278.48 | |
| Notice of Transfer Allocations (NTA) | 0.00 | 0.00 | 0.00 | 0.00 | 0.00 | 0.00 | 0.00 | 0.00 | 0.00 | |
| MDS Checks Issued | 0.00 | 0.00 | 0.00 | 0.00 | 0.00 | 0.00 | 0.00 | 0.00 | 0.00 | |
| Advice to Debit Account | 0.00 | 0.00 | 0.00 | 0.00 | 0.00 | 0.00 | 0.00 | 0.00 | 0.00 | |
| Working Fund for FAPs | 0.00 | 0.00 | 0.00 | 0.00 | 0.00 | 0.00 | 0.00 | 0.00 | 0.00 | |
| Cash Disbursement Ceiling (CDC) | 0.00 | 0.00 | 0.00 | 0.00 | 0.00 | 0.00 | 0.00 | 0.00 | 0.00 | |
| TOTAL CASH DISBURSEMENTS | 0.00 | 0.00 | 0.00 | 0.00 | 20,640,589.39 | 1,627,955.41 | 0.00 | 0.00 | 22,268,544.80 | |
| NON-CASH DISBURSEMENTS | 0.00 | 0.00 | 0.00 | 0.00 | 1,650,418.44 | 40,542.17 | 0.00 | 0.00 | 1,690,960.61 | |
| Tax Remittance Advices Issued (TRA) | 0.00 | 0.00 | 0.00 | 0.00 | 1,650,418.44 | 40,542.17 | 0.00 | 0.00 | 1,690,960.61 | |
| Non-Cash Availment Authority (NCAA) | 0.00 | 0.00 | 0.00 | 0.00 | 0.00 | 0.00 | 0.00 | 0.00 | 0.00 | |
| Disbursements effected through outright deductions from claims (please specify...) | 0.00 | 0.00 | 0.00 | 0.00 | 0.00 | 0.00 | 0.00 | 0.00 | 0.00 | |
| Overpayment of expenses(e.g. personnel benefits) | 0.00 | 0.00 | 0.00 | 0.00 | 0.00 | 0.00 | 0.00 | 0.00 | 0.00 | |
| Restitution for loss of government property | 0.00 | 0.00 | 0.00 | 0.00 | 0.00 | 0.00 | 0.00 | 0.00 | 0.00 | |
| Liquidated damages and similar claims | 0.00 | 0.00 | 0.00 | 0.00 | 0.00 | 0.00 | 0.00 | 0.00 | 0.00 | |
| Others(TEF, BTr-Documentary Stamp Tax, etc.) | 0.00 | 0.00 | 0.00 | 0.00 | 0.00 | 0.00 | 0.00 | 0.00 | 0.00 | |
| TOTAL NON-CASH DISBURSEMENTS | 0.00 | 0.00 | 0.00 | 0.00 | 1,650,418.44 | 40,542.17 | 0.00 | 0.00 | 1,690,960.61 | |
| GRAND TOTAL | 0.00 | 0.00 | 0.00 | 0.00 | 22,291,007.83 | 1,668,497.58 | 0.00 | 0.00 | 23,959,505.41 | |

SUMMARY

Part

Total Disbursement Authorities Received
NCA
NTA
Working Fund
TRA
CDC
NCAA

Less: Notice of Transfer of Allocation
Total Disbursement Authorities Available
Less:

Lapsed NCA Disbursements
Less: Other Non-Cash Disbursements
Disbursements effected through or
Overpayment of expenses (e.g. pre-
Restitution for loss of government
Liquidated damages and similar costs
Others (e.g. TEF, BTr, Docs Stamp)

Add/Less: Adjustments (e.g. cancellations)
Balance of Disbursement Authorities
Total Disbursements Program
Less: *Actual Disbursements

(Over)/Under spending
Notes: * The use of NTA is discouraged
Notes: ** Amounts should tally with

Certified Correct:



LEONELSON B. CORRAL, CPA
ACCOUNTANT III