


Particulars	UACS CODE	Approved Budget			Utilizations					1st Quarter Ending March 31	2nd Quarter Ending June 30
		Approved Budgeted Revenue	Adjustments (Reductions, Modifications/	Adjusted Budgeted Revenue	1st Quarter Ending March 31	2nd Quarter Ending June 30	3rd Quarter Ending September 30	4th Quarter Ending December 31	Total		
1	2	3	4	5=[(3+(-)4)]	6	7	8	9	10=(6+7+8+9)	11	12
Animal/Zoological Supplies Expenses	5020304000	473,873.56	0.00	473,873.56	23,325.00	210,922.50	126,185.00	0.00	360,432.50	36,528.00	210,922.50
Animal/Zoological Supplies Expenses	5020304000	473,873.56	0.00	473,873.56	23,325.00	210,922.50	126,185.00	0.00	360,432.50	36,528.00	210,922.50
Drugs and Medicines Expenses	5020307000	171,000.00	0.00	171,000.00	2,499.00	0.00	0.00	0.00	2,499.00	2,499.00	0.00
Drugs and Medicines Expenses	5020307000	171,000.00	0.00	171,000.00	2,499.00	0.00	0.00	0.00	2,499.00	2,499.00	0.00
Medical, Dental and Laboratory Supplies Expenses	5020308000	963,885.91	0.00	963,885.91	14,968.94	223,714.00	500.00	0.00	239,182.94	215,968.94	223,714.00
Medical, Dental and Laboratory Supplies Expenses	5020308000	963,885.91	0.00	963,885.91	14,968.94	223,714.00	500.00	0.00	239,182.94	215,968.94	223,714.00
Fuel, Oil and Lubricants Expenses	5020309000	1,287,509.72	0.00	1,287,509.72	314,113.56	291,914.66	319,650.12	0.00	925,678.34	321,113.56	291,914.66
Fuel, Oil and Lubricants Expenses	5020309000	1,287,509.72	0.00	1,287,509.72	314,113.56	291,914.66	319,650.12	0.00	925,678.34	321,113.56	291,914.66
Agricultural and Marine Supplies Expenses	5020310000	1,532,632.40	0.00	1,532,632.40	126,825.00	113,670.00	267,177.15	0.00	507,672.15	248,521.00	113,670.00
Agricultural and Marine Supplies Expenses	5020310000	1,532,632.40	0.00	1,532,632.40	126,825.00	113,670.00	267,177.15	0.00	507,672.15	248,521.00	113,670.00
Textbooks and Instructional Materials Expenses	5020311000	483,625.00	0.00	483,625.00	73,900.00	0.00	0.00	0.00	73,900.00	73,161.00	0.00
Textbooks and Instructional Materials Expenses	5020311001	483,625.00	0.00	483,625.00	73,900.00	0.00	0.00	0.00	73,900.00	73,161.00	0.00
Semi-Expendable Machinery and Equipment Expenses	5020321000	13,990,689.25	0.00	13,990,689.25	3,983,350.86	941,222.70	2,227,300.08	0.00	7,151,873.64	4,881,051.01	3,231,384.48
Office Equipment	5020321002	2,070,002.03	0.00	2,070,002.03	125,815.00	169,761.50	111,940.00	0.00	407,516.50	156,715.15	804,849.50
Information and Communications Technology Equipment	5020321003	6,703,055.60	0.00	6,703,055.60	3,639,764.18	481,566.20	1,533,399.08	0.00	5,654,729.46	4,444,764.18	2,035,789.98
Agricultural and Forestry Equipment	5020321004	121,000.00	0.00	121,000.00	0.00	0.00	0.00	0.00	0.00	0.00	0.00
Marine and Fishery Equipment	5020321005	36,153.60	0.00	36,153.60	0.00	0.00	0.00	0.00	0.00	0.00	0.00
Communications Equipment	5020321007	459,010.24	0.00	459,010.24	0.00	0.00	411,385.00	0.00	411,385.00	0.00	0.00
Disaster Response and Rescue Equipment	5020321008	2,419.20	0.00	2,419.20	0.00	0.00	0.00	0.00	0.00	0.00	1,980.00
Military Police and Security Equipment	5020321009	0.00	0.00	0.00	0.00	0.00	0.00	0.00	0.00	0.00	0.00
Medical Equipment	5020321010	61,395.00	0.00	61,395.00	0.00	0.00	0.00	0.00	0.00	26,500.00	0.00
Printing Equipment	5020321011	745,291.97	0.00	745,291.97	0.00	0.00	0.00	0.00	0.00	0.00	0.00
Sports Equipment	5020321012	459,328.00	0.00	459,328.00	23,065.00	0.00	0.00	0.00	23,065.00	23,065.00	0.00
Technical and Scientific Equipment	5020321013	2,132,741.77	0.00	2,132,741.77	0.00	0.00	0.00	0.00	0.00	35,300.00	23,170.00
Other Machinery and Equipment	5020321099	1,200,291.84	0.00	1,200,291.84	194,706.68	289,895.00	170,576.00	0.00	655,177.68	194,706.68	365,595.00
Semi-Expendable Furniture, Fixtures and Books Expenses	5020322000	4,747,250.60	0.00	4,747,250.60	827,335.00	752,430.00	804,126.00	0.00	2,383,891.00	1,488,415.00	1,135,200.00
Semi-Expendable Furniture, Fixtures and Books Expenses	5020322000	2,033,264.00	0.00	2,033,264.00	827,335.00	102,380.00	538,985.00	0.00	1,468,700.00	1,488,415.00	485,150.00
Furniture and Fixtures	5020322001	2,713,986.60	0.00	2,713,986.60	0.00	650,050.00	265,141.00	0.00	915,191.00	0.00	650,050.00
Books	5020322002	0.00	0.00	0.00	0.00	0.00	0.00	0.00	0.00	0.00	0.00
Other Supplies and Materials Expenses	5020399000	6,401,110.38	0.00	6,401,110.38	1,144,428.81	1,588,645.20	2,194,494.58	0.00	4,927,568.59	1,335,912.71	1,823,423.39
Other Supplies and Materials Expenses	5020399000	6,401,110.38	0.00	6,401,110.38	1,144,428.81	1,588,645.20	2,194,494.58	0.00	4,927,568.59	1,335,912.71	1,823,423.39
Utility Expenses	5020400000	6,362,915.80	0.00	6,362,915.80	1,074,392.72	1,966,807.39	2,665,583.90	0.00	5,706,784.01	1,084,472.72	1,966,807.39


Particulars	UACS CODE	Approved Budget			Utilizations						
		Approved Budgeted Revenue	Adjustments (Reductions, Modifications/	Adjusted Budgeted Revenue	1st Quarter Ending March 31	2nd Quarter Ending June 30	3rd Quarter Ending September 30	4th Quarter Ending December 31	Total	1st Quarter Ending March 31	2nd Quarter Ending June 30
1	2	3	4	5=[(3+(-)4)]	6	7	8	9	10=(6+7+8+9)	11	12
Other Land Improvements	5021302099	600,000.00	0.00	600,000.00	0.00	0.00	0.00	0.00	0.00	0.00	0.00
Repairs and Maintenance - Infrastructure Assets	5021303000	5,000.00	0.00	5,000.00	650.00	0.00	0.00	0.00	650.00	650.00	0.00
Water Supply Systems	5021303004	5,000.00	0.00	5,000.00	650.00	0.00	0.00	0.00	650.00	650.00	0.00
Repairs and Maintenance - Buildings and Other Structures	5021304000	11,312,394.53	0.00	11,312,394.53	4,323,447.61	3,170,845.04	2,903,376.18	0.00	10,397,668.83	4,448,131.26	3,206,875.06
Buildings	5021304001	1,641,376.50	0.00	1,641,376.50	2,284.00	814,621.79	87,065.30	0.00	903,971.09	19,092.00	123,496.79
School Buildings	5021304002	4,767,304.28	0.00	4,767,304.28	2,398,198.42	1,147,315.00	1,095,378.00	0.00	4,640,891.42	2,506,219.61	1,757,943.91
Other Structures	5021304099	4,903,713.75	0.00	4,903,713.75	1,922,965.19	1,208,908.25	1,720,932.88	0.00	4,852,806.32	1,922,819.65	1,325,434.36
Repairs and Maintenance - Machinery and Equipment	5021305000	1,961,491.74	0.00	1,961,491.74	59,723.00	103,267.52	36,642.00	0.00	199,632.52	108,879.00	106,062.52
Office Equipment	5021305002	130,543.78	0.00	130,543.78	7,123.00	1,950.88	8,692.00	0.00	17,765.88	10,623.00	1,950.88
Information and Communication Technology Equipment	5021305003	201,653.00	0.00	201,653.00	0.00	7,956.64	5,700.00	0.00	13,656.64	0.00	10,751.64
Agricultural and Forestry Equipment	5021305004	400,000.00	0.00	400,000.00	0.00	0.00	0.00	0.00	0.00	0.00	0.00
Marine and Fishery Equipment	5021305005	100,000.00	0.00	100,000.00	0.00	0.00	0.00	0.00	0.00	12,076.00	0.00
Communication Equipment	5021305007	522,348.80	0.00	522,348.80	37,400.00	89,100.00	0.00	0.00	126,500.00	69,000.00	89,100.00
Construction and Heavy Equipment	5021305008	350,000.00	0.00	350,000.00	0.00	0.00	0.00	0.00	0.00	0.00	0.00
Disaster Response and Rescue Equipment	5021305009	0.00	0.00	0.00	0.00	0.00	0.00	0.00	0.00	0.00	0.00
Sports Equipment	5021305013	22,000.00	0.00	22,000.00	13,350.00	0.00	0.00	0.00	13,350.00	13,350.00	0.00
Technical and Scientific Equipment	5021305014	30,000.00	0.00	30,000.00	0.00	0.00	0.00	0.00	0.00	0.00	0.00
Other Machinery and Equipment	5021305099	204,946.16	0.00	204,946.16	1,850.00	4,260.00	22,250.00	0.00	28,360.00	3,830.00	4,260.00
Repairs and Maintenance - Transportation Equipment	5021306000	441,900.00	0.00	441,900.00	65,801.43	24,360.00	134,388.00	0.00	224,549.43	109,364.43	24,360.00
Motor Vehicles	5021306001	441,900.00	0.00	441,900.00	65,801.43	24,360.00	134,388.00	0.00	224,549.43	109,364.43	24,360.00
Repairs and Maintenance - Furniture and Fixtures	5021307000	37,075.00	0.00	37,075.00	0.00	1,734.00	0.00	0.00	1,734.00	0.00	1,734.00
Repairs and Maintenance - Furniture and Fixtures	5021307000	37,075.00	0.00	37,075.00	0.00	1,734.00	0.00	0.00	1,734.00	0.00	1,734.00
Repairs and Maintenance - Other Property, Plant and Equipment	5021399000	28,795.32	0.00	28,795.32	0.00	0.00	11,712.00	0.00	11,712.00	0.00	0.00
Other Property, Plant and Equipment	5021399099	28,795.32	0.00	28,795.32	0.00	0.00	11,712.00	0.00	11,712.00	0.00	0.00
Taxes, Insurance Premiums and Other Fees	5021500000	1,802,795.50	0.00	1,802,795.50	235,978.17	52,265.51	333,943.04	0.00	622,186.72	235,978.17	109,097.51
Taxes, Duties and Licenses	5021501000	6,750.00	0.00	6,750.00	500.00	3,460.00	2,790.00	0.00	6,750.00	500.00	3,460.00
Taxes, Duties and Licenses	5021501001	6,750.00	0.00	6,750.00	500.00	3,460.00	2,790.00	0.00	6,750.00	500.00	3,460.00
Fidelity Bond Premiums	5021502000	280,628.50	0.00	280,628.50	117,750.00	40,941.00	83,360.60	0.00	242,051.60	117,750.00	40,941.00
Fidelity Bond Premiums	5021502000	280,628.50	0.00	280,628.50	117,750.00	40,941.00	83,360.60	0.00	242,051.60	117,750.00	40,941.00
Insurance Expenses	5021503000	1,515,417.00	0.00	1,515,417.00	117,728.17	7,864.51	247,792.44	0.00	373,385.12	117,728.17	64,696.51
Insurance Expenses	5021503000	1,515,417.00	0.00	1,515,417.00	117,728.17	7,864.51	247,792.44	0.00	373,385.12	117,728.17	64,696.51


Particulars	UACS CODE	Approved Budget			Utilizations						
		Approved Budgeted Revenue	Adjustments (Reductions, Modifications/	Adjusted Budgeted Revenue	1st Quarter Ending March 31	2nd Quarter Ending June 30	3rd Quarter Ending September 30	4th Quarter Ending December 31	Total	1st Quarter Ending March 31	2nd Quarter Ending June 30
1	2	3	4	5=[(3+(-)4)]	6	7	8	9	10=(6+7+8+9)	11	12
Labor and Wages	5021600000	517,000.00	0.00	517,000.00	37,000.00	33,435.60	141,818.40	0.00	212,254.00	117,000.00	33,435.60
Labor and Wages	5021601000	517,000.00	0.00	517,000.00	37,000.00	33,435.60	141,818.40	0.00	212,254.00	117,000.00	33,435.60
Labor and Wages	5021601000	517,000.00	0.00	517,000.00	37,000.00	33,435.60	141,818.40	0.00	212,254.00	117,000.00	33,435.60
Other Maintenance and Operating Expenses	5029900000	12,239,717.49	0.00	12,239,717.49	2,441,000.81	2,177,537.74	1,800,870.44	0.00	6,419,408.99	3,019,515.88	2,208,089.24
Printing and Publication Expenses	5029902000	2,933,805.44	0.00	2,933,805.44	333,892.00	4,764.00	204,124.50	0.00	542,780.50	271,877.00	4,764.00
Printing and Publication Expenses	5029902000	2,933,805.44	0.00	2,933,805.44	333,892.00	4,764.00	204,124.50	0.00	542,780.50	271,877.00	4,764.00
Representation Expenses	5029903000	6,810,960.05	0.00	6,810,960.05	1,840,648.11	1,446,951.74	1,530,510.94	0.00	4,818,110.79	2,218,192.18	1,477,503.24
Representation Expenses	5029903000	6,810,960.05	0.00	6,810,960.05	1,840,648.11	1,446,951.74	1,530,510.94	0.00	4,818,110.79	2,218,192.18	1,477,503.24
Transportation and Delivery Expenses	5029904000	185,168.00	0.00	185,168.00	101,120.00	25,397.00	225.00	0.00	126,742.00	101,120.00	25,397.00
Transportation and Delivery Expenses	5029904000	185,168.00	0.00	185,168.00	101,120.00	25,397.00	225.00	0.00	126,742.00	101,120.00	25,397.00
Rent/Lease Expenses	5029905000	565,143.00	0.00	565,143.00	151,250.00	11,000.00	39,500.00	0.00	201,750.00	151,250.00	11,000.00
Rents - Motor Vehicles	5029905003	565,143.00	0.00	565,143.00	151,250.00	11,000.00	39,500.00	0.00	201,750.00	151,250.00	11,000.00
Membership Dues and Contributions to Organizations	5029906000	1,286,807.00	0.00	1,286,807.00	3,600.00	299,425.00	860.00	0.00	303,885.00	3,600.00	299,425.00
Membership Dues and Contributions to Organizations	5029906000	1,286,807.00	0.00	1,286,807.00	3,600.00	299,425.00	860.00	0.00	303,885.00	3,600.00	299,425.00
Subscription Expenses	5029907000	419,834.00	0.00	419,834.00	0.00	390,000.00	1,550.00	0.00	391,550.00	250,400.00	390,000.00
Other Subscription Expenses	5029907099	419,834.00	0.00	419,834.00	0.00	390,000.00	1,550.00	0.00	391,550.00	250,400.00	390,000.00
Other Maintenance and Operating Expenses	5029999000	38,000.00	0.00	38,000.00	10,490.70	0.00	24,100.00	0.00	34,590.70	23,076.70	0.00
Other Maintenance and Operating Expenses	5029999099	38,000.00	0.00	38,000.00	10,490.70	0.00	24,100.00	0.00	34,590.70	23,076.70	0.00
Capital Outlays		47,928,397.41	0.00	47,928,397.41	1,756,934.28	8,138,524.17	14,453,247.19	0.00	24,348,705.64	12,860,167.41	7,586,721.99
Property, Plant and Equipment Outlay	5060400000	47,906,897.41	0.00	47,906,897.41	1,741,934.28	8,132,024.17	14,453,247.19	0.00	24,327,205.64	12,845,167.41	7,580,221.99
Land Improvements Outlay	5060402000	5,200,000.00	0.00	5,200,000.00	0.00	1,679,306.95	3,500,000.00	0.00	5,179,306.95	4,570,999.58	1,679,306.95
Other Land Improvements	5060402099	5,200,000.00	0.00	5,200,000.00	0.00	1,679,306.95	3,500,000.00	0.00	5,179,306.95	4,570,999.58	1,679,306.95
Buildings and Other Structures	5060404000	31,947,392.10	0.00	31,947,392.10	0.00	5,368,013.85	8,229,261.96	0.00	13,597,275.81	726,404.99	3,859,815.21
Buildings	5060404001	6,480,392.10	0.00	6,480,392.10	0.00	1,730,392.10	3,959,181.25	0.00	5,689,573.35	520,277.39	1,730,392.10
School Buildings	5060404002	12,224,000.00	0.00	12,224,000.00	0.00	3,637,621.75	3,921,080.71	0.00	7,558,702.46	0.00	400,000.00
Hostels and Dormitories	5060404006	8,300,000.00	0.00	8,300,000.00	0.00	0.00	0.00	0.00	0.00	0.00	1,037,910.00
Other Structures	5060404099	4,943,000.00	0.00	4,943,000.00	0.00	0.00	349,000.00	0.00	349,000.00	206,127.60	691,513.11
Machinery and Equipment Outlay	5060405000	8,333,761.31	0.00	8,333,761.31	1,253,679.28	717,863.37	1,726,144.23	0.00	3,697,686.88	5,624,873.84	1,674,259.83
Machinery	5060405001	0.00	0.00	0.00	0.00	0.00	0.00	0.00	0.00	0.00	0.00
Office Equipment	5060405002	2,010,031.80	0.00	2,010,031.80	305,905.00	55,995.00	152,900.00	0.00	514,800.00	4,070,085.50	163,883.00


Particulars	UACS CODE	Approved Budget			Utilizations					1st Quarter Ending March 31	2nd Quarter Ending June 30
		Approved Budgeted Revenue	Adjustments (Reductions, Modifications)	Adjusted Budgeted Revenue	1st Quarter Ending March 31	2nd Quarter Ending June 30	3rd Quarter Ending September 30	4th Quarter Ending December 31	Total		
1	2	3	4	5=[(3+(-)4)]	6	7	8	9	10=(6+7+8+9)	11	12
Information and Communication Technology Equipment	5060405003	4,230,680.53	0.00	4,230,680.53	817,943.88	78,608.88	312,203.00	0.00	1,208,755.76	1,226,613.94	944,186.25
Agricultural and Forestry Equipment	5060405004	126,497.25	0.00	126,497.25	0.00	126,497.25	0.00	0.00	126,497.25	0.00	126,497.25
Marine and Fishery Equipment	5060405005	0.00	0.00	0.00	0.00	0.00	0.00	0.00	0.00	0.00	0.00
Communication Equipment	5060405007	0.00	0.00	0.00	0.00	0.00	0.00	0.00	0.00	0.00	0.00
Medical Equipment	5060405011	257,000.00	0.00	257,000.00	0.00	0.00	200,000.00	0.00	200,000.00	0.00	0.00
Printing Equipment	5060405012	0.00	0.00	0.00	0.00	0.00	0.00	0.00	0.00	0.00	0.00
Sports Equipment	5060405013	0.00	0.00	0.00	0.00	0.00	0.00	0.00	0.00	0.00	0.00
Technical and Scientific Equipment	5060405014	522,959.09	0.00	522,959.09	0.00	0.00	509,958.00	0.00	509,958.00	198,344.00	0.00
Other Machinery and Equipment	5060405099	1,186,592.64	0.00	1,186,592.64	129,830.40	456,762.24	551,083.23	0.00	1,137,675.87	129,830.40	439,693.33
Furniture, Fixtures and Books Outlay	5060407000	2,425,744.00	0.00	2,425,744.00	488,255.00	366,840.00	997,841.00	0.00	1,852,936.00	1,922,889.00	366,840.00
Furniture and Fixtures	5060407001	256,744.00	0.00	256,744.00	0.00	0.00	0.00	0.00	0.00	488,255.00	0.00
Books	5060407002	2,169,000.00	0.00	2,169,000.00	488,255.00	366,840.00	997,841.00	0.00	1,852,936.00	1,434,634.00	366,840.00
Biological Assets Outlay	5060500000	21,500.00	0.00	21,500.00	15,000.00	6,500.00	0.00	0.00	21,500.00	15,000.00	6,500.00
Bearer Biological Assets Outlay	5060501000	21,500.00	0.00	21,500.00	15,000.00	6,500.00	0.00	0.00	21,500.00	15,000.00	6,500.00
Breeding Stocks	5060501001	21,500.00	0.00	21,500.00	15,000.00	6,500.00	0.00	0.00	21,500.00	15,000.00	6,500.00
GRAND TOTAL		174,687,957.18	0.00	174,687,957.18	29,147,063.04	37,488,087.21	47,461,379.13	0.00	114,096,529.38	43,781,417.17	39,895,644.38

This report was generated using the Unified Reporting System on October 29, 2024 10:56 AM; Status : SUBMITTED

Certified Correct:

 LEONELSON B. CORRAL, CPA
 ACCOUNTANT III

Certified Correct:

 ATTY. CHITO JOHN J. COLONIA, CPA
 Chief Administrative Officer-Finance

Recommending Approval By:

 JOHNNY B. DOLOR, Ed. D.
 VP FOR ADMINISTRATIVE AFFAIRS

Approved By:

 NORDY D. SIASON JR., Ed.D., CESO VI
 SUC PRESIDENT II

Particulars	UACS CODE	Disbursements			Balances		
		3rd Quarter Ending September 30	4th Quarter Ending December 31	Total	Unutilized Budget	Unpaid Obligations (10-15)=(17+18)	
						Due and Demandable	Not Yet Due and Demandable
1	2	13	14	15=(11+12+13+14)	16=(5-10)	17	18
Animal/Zoological Supplies Expenses	5020304000	126,185.00	0.00	373,635.50	113,441.06	(13,203.00)	0.00
Animal/Zoological Supplies Expenses	5020304000	126,185.00	0.00	373,635.50	113,441.06	(13,203.00)	0.00
Drugs and Medicines Expenses	5020307000	0.00	0.00	2,499.00	168,501.00	0.00	0.00
Drugs and Medicines Expenses	5020307000	0.00	0.00	2,499.00	168,501.00	0.00	0.00
Medical, Dental and Laboratory Supplies Expenses	5020308000	500.00	0.00	440,182.94	724,702.97	(201,000.00)	0.00
Medical, Dental and Laboratory Supplies Expenses	5020308000	500.00	0.00	440,182.94	724,702.97	(201,000.00)	0.00
Fuel, Oil and Lubricants Expenses	5020309000	319,650.12	0.00	932,678.34	361,831.38	(7,000.00)	0.00
Fuel, Oil and Lubricants Expenses	5020309000	319,650.12	0.00	932,678.34	361,831.38	(7,000.00)	0.00
Agricultural and Marine Supplies Expenses	5020310000	267,178.00	0.00	629,369.00	1,024,960.25	(121,696.00)	(0.85)
Agricultural and Marine Supplies Expenses	5020310000	267,178.00	0.00	629,369.00	1,024,960.25	(121,696.00)	(0.85)
Textbooks and Instructional Materials Expenses	5020311000	0.00	0.00	73,161.00	409,725.00	0.00	739.00
Textbooks and Instructional Materials Expenses	5020311001	0.00	0.00	73,161.00	409,725.00	0.00	739.00
Semi-Expendable Machinery and Equipment Expenses	5020321000	1,809,916.08	0.00	9,922,351.57	6,838,815.61	(3,223,861.93)	453,384.00
Office Equipment	5020321002	111,940.00	0.00	1,073,504.65	1,662,485.53	(665,988.15)	0.00
Information and Communications Technology Equipment	5020321003	1,491,400.08	0.00	7,971,954.24	1,048,326.14	(2,359,223.78)	41,999.00
Agricultural and Forestry Equipment	5020321004	0.00	0.00	0.00	121,000.00	0.00	0.00
Marine and Fishery Equipment	5020321005	0.00	0.00	0.00	36,153.60	0.00	0.00
Communications Equipment	5020321007	0.00	0.00	0.00	47,625.24	0.00	411,385.00
Disaster Response and Rescue Equipment	5020321008	0.00	0.00	1,980.00	2,419.20	(1,980.00)	0.00
Military Police and Security Equipment	5020321009	0.00	0.00	0.00	0.00	0.00	0.00
Medical Equipment	5020321010	0.00	0.00	26,500.00	61,395.00	(26,500.00)	0.00
Printing Equipment	5020321011	0.00	0.00	0.00	745,291.97	0.00	0.00
Sports Equipment	5020321012	36,000.00	0.00	59,065.00	436,263.00	(36,000.00)	0.00
Technical and Scientific Equipment	5020321013	0.00	0.00	58,470.00	2,132,741.77	(58,470.00)	0.00
Other Machinery and Equipment	5020321099	170,576.00	0.00	730,877.68	545,114.16	(75,700.00)	0.00
Semi-Expendable Furniture, Fixtures and Books Expenses	5020322000	1,668,581.00	0.00	4,292,196.00	2,363,359.60	(2,010,685.00)	102,380.00
Semi-Expendable Furniture, Fixtures and Books Expenses	5020322000	538,985.00	0.00	2,512,550.00	564,564.00	(1,146,230.00)	102,380.00
Furniture and Fixtures	5020322001	1,129,596.00	0.00	1,779,646.00	1,798,795.60	(864,455.00)	0.00
Books	5020322002	0.00	0.00	0.00	0.00	0.00	0.00
Other Supplies and Materials Expenses	5020399000	2,103,934.58	0.00	5,263,270.68	1,473,541.79	(426,262.09)	90,560.00
Other Supplies and Materials Expenses	5020399000	2,103,934.58	0.00	5,263,270.68	1,473,541.79	(426,262.09)	90,560.00
Utility Expenses	5020400000	2,665,583.05	0.00	5,716,863.16	656,131.79	(10,080.00)	0.85

Particulars	UACS CODE	Disbursements			Balances		
		3rd Quarter Ending September 30	4th Quarter Ending December 31	Total	Unutilized Budget	Unpaid Obligations (10-15)=(17+18)	
						Due and Demandable	Not Yet Due and Demandable
1	2	13	14	15=(11+12+13+14)	16=(5-10)	17	18
Water Expenses	5020401000	122,898.90	0.00	163,572.94	5,707.06	(10,080.00)	0.00
Water Expenses	5020401000	122,898.90	0.00	163,572.94	5,707.06	(10,080.00)	0.00
Electricity Expenses	5020402000	2,542,684.15	0.00	5,553,290.22	650,424.73	0.00	0.85
Electricity Expenses	5020402000	2,542,684.15	0.00	5,553,290.22	650,424.73	0.00	0.85
Communication Expenses	5020500000	863,903.33	0.00	2,028,982.15	1,042,259.63	(6,000.00)	508.56
Postage and Courier Services	5020501000	0.00	0.00	330.00	38,670.00	0.00	0.00
Postage and Courier Services	5020501000	0.00	0.00	330.00	38,670.00	0.00	0.00
Telephone Expenses	5020502000	316,480.00	0.00	855,871.44	382,320.00	(6,000.00)	508.56
Mobile	5020502001	316,480.00	0.00	855,871.44	382,320.00	(6,000.00)	508.56
Landline	5020502002	0.00	0.00	0.00	0.00	0.00	0.00
Internet Subscription Expenses	5020503000	547,423.33	0.00	1,172,780.71	621,269.63	0.00	0.00
Internet Subscription Expenses	5020503000	547,423.33	0.00	1,172,780.71	621,269.63	0.00	0.00
Awards/Rewards and Prizes	5020600000	35,300.00	0.00	122,000.00	583,360.19	0.00	0.00
Awards/Rewards Expenses	5020601000	0.00	0.00	50,000.00	500,000.00	0.00	0.00
Awards/Rewards Expenses	5020601001	0.00	0.00	50,000.00	500,000.00	0.00	0.00
Rewards and Incentives	5020601002	0.00	0.00	0.00	0.00	0.00	0.00
Prizes	5020602000	35,300.00	0.00	72,000.00	83,360.19	0.00	0.00
Prizes	5020602000	35,300.00	0.00	72,000.00	83,360.19	0.00	0.00
Survey, Research, Exploration and Development Expenses	5020700000	0.00	0.00	0.00	0.00	0.00	0.00
Research, Exploration and Development Expenses	5020702000	0.00	0.00	0.00	0.00	0.00	0.00
Research, Exploration and Development Expenses	5020702002	0.00	0.00	0.00	0.00	0.00	0.00
Confidential, Intelligence and Extraordinary Expenses	5021000000	0.00	0.00	0.00	0.00	0.00	0.00
Extraordinary and miscellaneous Expenses	5021003000	0.00	0.00	0.00	0.00	0.00	0.00
Extraordinary and miscellaneous Expenses	5021003000	0.00	0.00	0.00	0.00	0.00	0.00
Professional Services	5021100000	3,184,866.69	0.00	10,270,169.00	1,794,864.35	(3,000.00)	0.00
Legal Services	5021101000	1,990.00	0.00	10,290.00	38,710.00	0.00	0.00
Legal Services	5021101000	1,990.00	0.00	10,290.00	38,710.00	0.00	0.00
Auditing Services	5021102000	200.00	0.00	50,200.00	284,328.00	0.00	0.00
Auditing Services	5021102000	200.00	0.00	50,200.00	284,328.00	0.00	0.00
Other Professional Services	5021199000	3,182,676.69	0.00	10,209,679.00	1,471,826.35	(3,000.00)	0.00
Other Professional Services	5021199000	3,182,676.69	0.00	10,209,679.00	1,471,826.35	(3,000.00)	0.00
General Services	5021200000	6,432,885.19	0.00	16,362,972.52	1,198,159.09	(44,900.00)	0.00
Security Services	5021203000	373,307.99	0.00	1,027,629.83	1,103,347.16	0.00	0.00
Security Services	5021203000	373,307.99	0.00	1,027,629.83	1,103,347.16	0.00	0.00
Other General Services	5021299000	6,059,577.20	0.00	15,335,342.69	94,811.93	(44,900.00)	0.00
Other General Services - ICT Services	5021299001	6,059,577.20	0.00	15,335,342.69	94,811.93	(44,900.00)	0.00
Repairs and Maintenance	5021300000	4,908,017.68	0.00	12,914,073.95	3,550,709.81	(2,549,697.17)	471,570.00
Repairs and Maintenance - Land Improvements	5021302000	0.00	0.00	0.00	600,000.00	0.00	0.00

Particulars	UACS CODE	Disbursements			Balances		
		3rd Quarter Ending September 30	4th Quarter Ending December 31	Total	Unutilized Budget	Unpaid Obligations (10-15)=(17+18)	
						Due and Demandable	Not Yet Due and Demandable
1	2	13	14	15=(11+12+13+14)	16=(5-10)	17	18
Other Land Improvements	5021302099	0.00	0.00	0.00	600,000.00	0.00	0.00
Repairs and Maintenance - Infrastructure Assets	5021303000	0.00	0.00	650.00	4,350.00	0.00	0.00
Water Supply Systems	5021303004	0.00	0.00	650.00	4,350.00	0.00	0.00
Repairs and Maintenance - Buildings and Other Structures	5021304000	4,319,380.68	0.00	11,974,387.00	914,725.70	(2,040,488.17)	463,770.00
Buildings	5021304001	1,231,655.25	0.00	1,374,244.04	737,405.41	(470,272.95)	0.00
School Buildings	5021304002	1,830,562.55	0.00	6,094,726.07	126,412.86	(1,453,834.65)	0.00
Other Structures	5021304099	1,257,162.88	0.00	4,505,416.89	50,907.43	(116,380.57)	463,770.00
Repairs and Maintenance - Machinery and Equipment	5021305000	450,337.00	0.00	665,278.52	1,761,859.22	(465,646.00)	0.00
Office Equipment	5021305002	8,692.00	0.00	21,265.88	112,777.90	(3,500.00)	0.00
Information and Communication Technology Equipment	5021305003	5,700.00	0.00	16,451.64	187,996.36	(2,795.00)	0.00
Agricultural and Forestry Equipment	5021305004	0.00	0.00	0.00	400,000.00	0.00	0.00
Marine and Fishery Equipment	5021305005	0.00	0.00	12,076.00	100,000.00	(12,076.00)	0.00
Communication Equipment	5021305007	411,385.00	0.00	569,485.00	395,848.80	(442,985.00)	0.00
Construction and Heavy Equipment	5021305008	0.00	0.00	0.00	350,000.00	0.00	0.00
Disaster Response and Rescue Equipment	5021305009	0.00	0.00	0.00	0.00	0.00	0.00
Sports Equipment	5021305013	0.00	0.00	13,350.00	8,650.00	0.00	0.00
Technical and Scientific Equipment	5021305014	0.00	0.00	0.00	30,000.00	0.00	0.00
Other Machinery and Equipment	5021305099	24,560.00	0.00	32,650.00	176,586.16	(4,290.00)	0.00
Repairs and Maintenance - Transportation Equipment	5021306000	126,588.00	0.00	260,312.43	217,350.57	(43,563.00)	7,800.00
Motor Vehicles	5021306001	126,588.00	0.00	260,312.43	217,350.57	(43,563.00)	7,800.00
Repairs and Maintenance - Furniture and Fixtures	5021307000	0.00	0.00	1,734.00	35,341.00	0.00	0.00
Repairs and Maintenance - Furniture and Fixtures	5021307000	0.00	0.00	1,734.00	35,341.00	0.00	0.00
Repairs and Maintenance - Other Property, Plant and Equipment	5021399000	11,712.00	0.00	11,712.00	17,083.32	0.00	0.00
Other Property, Plant and Equipment	5021399099	11,712.00	0.00	11,712.00	17,083.32	0.00	0.00
Taxes, Insurance Premiums and Other Fees	5021500000	333,943.04	0.00	679,018.72	1,180,608.78	(56,832.00)	0.00
Taxes, Duties and Licenses	5021501000	2,790.00	0.00	6,750.00	0.00	0.00	0.00
Taxes, Duties and Licenses	5021501001	2,790.00	0.00	6,750.00	0.00	0.00	0.00
Fidelity Bond Premiums	5021502000	83,360.60	0.00	242,051.60	38,576.90	0.00	0.00
Fidelity Bond Premiums	5021502000	83,360.60	0.00	242,051.60	38,576.90	0.00	0.00
Insurance Expenses	5021503000	247,792.44	0.00	430,217.12	1,142,031.88	(56,832.00)	0.00
Insurance Expenses	5021503000	247,792.44	0.00	430,217.12	1,142,031.88	(56,832.00)	0.00

Particulars	UACS CODE	Disbursements			Balances		
		3rd Quarter Ending September 30	4th Quarter Ending December 31	Total	Unutilized Budget	Unpaid Obligations (10-15)=(17+18)	
						Due and Demandable	Not Yet Due and Demandable
1	2	13	14	15=(11+12+13+14)	16=(5-10)	17	18
Labor and Wages	5021600000	141,818.40	0.00	292,254.00	304,746.00	(80,000.00)	0.00
Labor and Wages	5021601000	141,818.40	0.00	292,254.00	304,746.00	(80,000.00)	0.00
Labor and Wages	5021601000	141,818.40	0.00	292,254.00	304,746.00	(80,000.00)	0.00
Other Maintenance and Operating Expenses	5029900000	1,862,388.44	0.00	7,089,993.56	5,820,308.50	(732,599.57)	62,015.00
Printing and Publication Expenses	5029902000	204,124.50	0.00	480,765.50	2,391,024.94	0.00	62,015.00
Printing and Publication Expenses	5029902000	204,124.50	0.00	480,765.50	2,391,024.94	0.00	62,015.00
Representation Expenses	5029903000	1,549,178.94	0.00	5,244,874.36	1,992,849.26	(426,763.57)	0.00
Representation Expenses	5029903000	1,549,178.94	0.00	5,244,874.36	1,992,849.26	(426,763.57)	0.00
Transportation and Delivery Expenses	5029904000	4,225.00	0.00	130,742.00	58,426.00	(4,000.00)	0.00
Transportation and Delivery Expenses	5029904000	4,225.00	0.00	130,742.00	58,426.00	(4,000.00)	0.00
Rent/Lease Expenses	5029905000	39,500.00	0.00	201,750.00	363,393.00	0.00	0.00
Rents - Motor Vehicles	5029905003	39,500.00	0.00	201,750.00	363,393.00	0.00	0.00
Membership Dues and Contributions to Organizations	5029906000	860.00	0.00	303,885.00	982,922.00	0.00	0.00
Membership Dues and Contributions to Organizations	5029906000	860.00	0.00	303,885.00	982,922.00	0.00	0.00
Subscription Expenses	5029907000	40,400.00	0.00	680,800.00	28,284.00	(289,250.00)	0.00
Other Subscription Expenses	5029907099	40,400.00	0.00	680,800.00	28,284.00	(289,250.00)	0.00
Other Maintenance and Operating Expenses	5029999000	24,100.00	0.00	47,176.70	3,409.30	(12,586.00)	0.00
Other Maintenance and Operating Expenses	5029999099	24,100.00	0.00	47,176.70	3,409.30	(12,586.00)	0.00
Capital Outlays		13,234,195.09	0.00	33,681,084.49	23,579,691.77	(14,732,121.61)	5,399,742.76
Property, Plant and Equipment Outlay	5060400000	12,738,175.09	0.00	33,163,564.49	23,579,691.77	(14,236,101.61)	5,399,742.76
Land Improvements Outlay	5060402000	1,333,861.08	0.00	7,584,167.61	20,693.05	(4,570,999.58)	2,166,138.92
Other Land Improvements	5060402099	1,333,861.08	0.00	7,584,167.61	20,693.05	(4,570,999.58)	2,166,138.92
Buildings and Other Structures	5060404000	8,250,348.78	0.00	12,836,568.98	18,350,116.29	(2,455,828.10)	3,216,534.93
Buildings	5060404001	3,959,181.25	0.00	6,209,850.74	790,818.75	(520,277.39)	0.00
School Buildings	5060404002	3,942,167.53	0.00	4,342,167.53	4,665,297.54	0.00	3,216,534.93
Hostels and Dormitories	5060404006	0.00	0.00	1,037,910.00	8,300,000.00	(1,037,910.00)	0.00
Other Structures	5060404099	349,000.00	0.00	1,246,640.71	4,594,000.00	(897,640.71)	0.00
Machinery and Equipment Outlay	5060405000	2,156,124.23	0.00	9,455,257.90	4,636,074.43	(5,774,639.93)	17,068.91
Machinery	5060405001	0.00	0.00	0.00	0.00	0.00	0.00
Office Equipment	5060405002	152,900.00	0.00	4,386,868.50	1,495,231.80	(3,872,068.50)	0.00

Particulars	UACS CODE	Disbursements			Balances		
		3rd Quarter Ending September 30	4th Quarter Ending December 31	Total	Unused Budget	Unpaid Obligations (10-15)=(17+18)	
						Due and Demandable	Not Yet Due and Demandable
1	2	13	14	15=(11+12+13+14)	16=(5-10)	17	18
Information and Communication Technology Equipment	5060405003	312,203.00	0.00	2,483,003.19	3,021,924.77	(1,274,247.43)	0.00
Agricultural and Forestry Equipment	5060405004	0.00	0.00	126,497.25	0.00	0.00	0.00
Marine and Fishery Equipment	5060405005	0.00	0.00	0.00	0.00	0.00	0.00
Communication Equipment	5060405007	0.00	0.00	0.00	0.00	0.00	0.00
Medical Equipment	5060405011	200,000.00	0.00	200,000.00	57,000.00	0.00	0.00
Printing Equipment	5060405012	0.00	0.00	0.00	0.00	0.00	0.00
Sports Equipment	5060405013	0.00	0.00	0.00	0.00	0.00	0.00
Technical and Scientific Equipment	5060405014	939,938.00	0.00	1,138,282.00	13,001.09	(628,324.00)	0.00
Other Machinery and Equipment	5060405099	551,083.23	0.00	1,120,606.96	48,916.77	0.00	17,068.91
Furniture, Fixtures and Books Outlay	5060407000	997,841.00	0.00	3,287,570.00	572,808.00	(1,434,634.00)	0.00
Furniture and Fixtures	5060407001	0.00	0.00	488,255.00	256,744.00	(488,255.00)	0.00
Books	5060407002	997,841.00	0.00	2,799,315.00	316,064.00	(946,379.00)	0.00
Biological Assets Outlay	5060500000	496,020.00	0.00	517,520.00	0.00	(496,020.00)	0.00
Bearer Biological Assets Outlay	5060501000	496,020.00	0.00	517,520.00	0.00	(496,020.00)	0.00
Breeding Stocks	5060501001	496,020.00	0.00	517,520.00	0.00	(496,020.00)	0.00
GRAND TOTAL		48,502,212.92	0.00	132,179,274.47	60,591,427.80	(24,749,288.87)	6,666,543.78

This report was generated using the Unified Reporting System on


Certified Correct:


LEONELSON S. CORRAL, CPA
ACCOUNTANT III


Certified Correct: Certified Correct:


ATTY. CHITO JOHIATTY, CHITO JOHN J. COLONIA, CPA
Chief Administrat Chief Administrative Officer-Finance

Recommending Approval By:


JOHNNY B. DOLOR, Ed. D.
VP FOR ADMINISTRATIVE AFFAIRS

Approved By:


NORDY D. SIASON JR., Ed.D., CESO VI
SUC PRESIDENT II