

CO		324,719.09	0.00	324,719.09	0.00	0.00	0.00	0.00	0.00	198,344.00	0.00	0.00	0.00	198,344.00	324,719.09	(198,344.00)	0.00
OO : Community engagement increased q	3300000 0000000	1,445,192.10	0.00	1,445,192.10	80,883.00	174,145.29	946,724.91	0.00	1,201,753.20	148,518.00	178,845.29	998,384.91	0.00	1,325,748.20	243,438.90	(72,335.00)	(51,660.00)
TECHNICAL ADVISORY EXTENSION PROGRAM	3301000 0000000	1,445,192.10	0.00	1,445,192.10	80,883.00	174,145.29	946,724.91	0.00	1,201,753.20	148,518.00	178,845.29	998,384.91	0.00	1,325,748.20	243,438.90	(72,335.00)	(51,660.00)
Provision of Extension Services	3301001 0000100	1,445,192.10	0.00	1,445,192.10	80,883.00	174,145.29	946,724.91	0.00	1,201,753.20	148,518.00	178,845.29	998,384.91	0.00	1,325,748.20	243,438.90	(72,335.00)	(51,660.00)
PS		109,550.00	0.00	109,550.00	12,000.00	0.00	12,000.00	0.00	24,000.00	12,000.00	0.00	12,000.00	0.00	24,000.00	85,550.00	0.00	0.00
MOOE		962,682.10	0.00	962,682.10	68,883.00	174,145.29	566,393.66	0.00	809,421.95	136,518.00	178,845.29	618,053.66	0.00	933,416.95	153,260.15	(72,335.00)	(51,660.00)
CO		372,960.00	0.00	372,960.00	0.00	0.00	368,331.25	0.00	368,331.25	0.00	0.00	368,331.25	0.00	368,331.25	4,628.75	0.00	0.00
Sub-Total, Operations		117,470,475.44	0.00	117,470,475.44	22,585,059.18	31,042,986.63	39,301,766.76	0.00	92,929,812.57	31,722,241.01	33,175,211.58	39,657,286.55	0.00	104,554,739.14	24,540,662.87	(11,573,266.57)	(51,660.00)
PS		9,428,662.88	0.00	9,428,662.88	3,332,713.73	2,540,177.56	3,349,536.35	0.00	9,222,427.64	3,470,313.73	2,520,200.17	3,357,113.74	0.00	9,347,627.64	206,235.24	(125,200.00)	0.00
MOOE		88,034,717.78	0.00	88,034,717.78	17,964,375.05	20,370,784.90	23,140,647.08	0.00	61,475,807.03	20,841,292.05	23,268,814.12	24,707,641.58	0.00	68,817,747.75	26,558,910.75	(7,290,280.72)	(51,660.00)
FinEx (if Applicable)		0.00	0.00	0.00	0.00	0.00	0.00	0.00	0.00	0.00	0.00	0.00	0.00	0.00	0.00	0.00	0.00
CO		20,007,094.78	0.00	20,007,094.78	1,287,970.40	8,132,024.17	12,811,583.33	0.00	22,231,577.90	7,410,635.23	7,386,197.29	11,592,531.23	0.00	26,389,363.75	(2,224,483.12)	(4,157,785.85)	0.00
GRAND TOTAL			0.00	174,687,957.18	29,147,063.04	37,488,087.21	47,461,379.13	0.00	114,096,529.38	43,781,417.17	39,895,644.38	48,502,212.92	0.00	132,179,274.47	60,591,427.80	(18,031,085.09)	(51,660.00)
PS		10,380,212.88	0.00	10,380,212.88	3,474,183.73	2,540,177.56	3,349,536.35	0.00	9,363,897.64	3,621,783.73	2,520,200.17	3,357,113.74	0.00	9,499,097.64	1,016,315.24	(135,200.00)	0.00
MOOE		113,501,412.45	0.00	113,501,412.45	23,915,945.03	26,809,385.48	29,658,595.59	0.00	80,383,926.10	27,299,466.03	29,788,722.22	31,910,904.09	0.00	88,999,092.34	33,117,486.35	(8,563,506.24)	(51,660.00)
FinEx (if Applicable)		0.00	0.00	0.00	0.00	0.00	0.00	0.00	0.00	0.00	0.00	0.00	0.00	0.00	0.00	0.00	0.00
CO		50,806,331.85	0.00	50,806,331.85	1,756,934.28	8,138,524.17	14,453,247.19	0.00	24,348,705.64	12,860,167.41	7,586,721.99	13,234,195.09	0.00	33,681,084.49	26,457,626.21	(9,332,378.85)	0.00


Certified Correct:


Certified Correct:


Recommending Approval By:

Approved By:


LEONELSON B. CORRAL, CPA
ACCOUNTANT III


ATTY. CHITO JOHN J. COLONIA, CPA
CAO FINANCE


JOHNNY B. DOLOR, ED.D.
VP- ADMINISTRATIVE OFFICER


NURDY D. SIASON JR., ED.D., CESO VI
UNIVERSITY PREIDENT

Date: October 29, 2024

Date: October 29, 2024

Date: October 29, 2024

Date: October 29, 2024