




QUARTERLY REPORT OF REVENUE AND OTHER RECEIPTS
As at the Quarter Ending September 30, 2025


Department : State Universities and Colleges (SUCs)
Agency/Entity : Iloilo State University of Fisheries Science and Technology
Operating Unit : < not applicable >
Organization Code (UACS) : 08 062 0000000
Fund Cluster : 05 - Internally Generated Funds

Classification/Sources of Revenue and Other Receipts	UACS CODE	REVENUE TARGET (Annual) per BESF	Actual Revenue and Other Receipts Collections					Cumulative Remittance/Deposits to Date			Variance		Remarks
			1st Quarter Ending March 31	2nd Quarter Ending June 30	3rd Quarter Ending September 30	4th Quarter Ending December 31	Total	Remittance to BTr	Deposited with AGDB	Total	Amount	%	
1	2	3	4	5	6	7	8=(4+5+6+7)	9	10	11=(9+10)	12=(8-3)	13=(12/3)	14
Internally Generated Funds		98,025,000.00	6,589,365.94	61,542,599.84	6,419,697.30	0.00	74,551,663.08	0.00	74,551,663.08	74,551,663.08	(23,473,336.92)	-24 %	
Non-Revenue Collections/Other Receipts		98,025,000.00	6,589,365.94	61,542,599.84	6,419,697.30	0.00	74,551,663.08	0.00	74,551,663.08	74,551,663.08	(23,473,336.92)	-24 %	
Cash Receipts		98,025,000.00	6,589,365.94	61,542,599.84	6,419,697.30	0.00	74,551,663.08	0.00	74,551,663.08	74,551,663.08	(23,473,336.92)	-24 %	
Non-Tax		98,025,000.00	6,589,365.94	61,542,599.84	6,419,697.30	0.00	74,551,663.08	0.00	74,551,663.08	74,551,663.08	(23,473,336.92)	-24 %	
Registration Fees	4020102000	1,986,000.00	164,790.00	840,100.00	171,270.00	0.00	1,176,160.00	0.00	1,176,160.00	1,176,160.00	(809,840.00)	-41 %	
Clearance Fees	4020104001	54,000.00	0.00	0.00	0.00	0.00	0.00	0.00	0.00	0.00	(54,000.00)	-100 %	
Other Service Income	4020199099	2,983,000.00	2,420,659.75	2,475,560.50	1,896,442.00	0.00	6,792,662.25	0.00	6,792,662.25	6,792,662.25	3,809,662.25	128 %	
Tuition Fees	4020201001	57,776,000.00	2,800,260.50	30,404,945.01	3,096,733.00	0.00	36,301,938.51	0.00	36,301,938.51	36,301,938.51	(21,474,061.49)	-37 %	
Income Collected from Students	4020201002	31,286,000.00	761,945.00	27,463,970.00	890,231.00	0.00	29,116,146.00	0.00	29,116,146.00	29,116,146.00	(2,169,854.00)	-7 %	
Rent/Lease Income	4020205000	414,000.00	82,896.19	69,266.02	76,187.20	0.00	228,349.41	0.00	228,349.41	228,349.41	(185,650.59)	-45 %	
Income from Hostels/Dormitories and other Like facilities	4020213000	123,000.00	45,550.00	25,000.00	33,750.00	0.00	104,300.00	0.00	104,300.00	104,300.00	(18,700.00)	-15 %	
Other Business Income	4020299099	3,403,000.00	313,264.50	263,758.31	255,084.10	0.00	832,106.91	0.00	832,106.91	832,106.91	(2,570,893.09)	-76 %	
GRAND TOTAL		98,025,000.00	6,589,365.94	61,542,599.84	6,419,697.30	0.00	74,551,663.08	0.00	74,551,663.08	74,551,663.08	(23,473,336.92)	-24 %	

Certified Correct:

LEONELSON B. CORRAL, CPA
Accountant III
Date: October 29, 2025

Certified Correct:

ATTY. CHITO JOHN J. COLONIA, CPA
Chief Administrative Officer-Finance
Date: October 29, 2025

Recommending Approval By:

JOHNNY B. DOLOR, Ed. D.
VP For Administration and Finance
Date: October 29, 2025

Approved By:

NORDY D. SIASON JR, Ed. D., CESO VI
University President
Date: October 29, 2025