


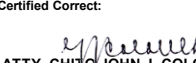
QUARTERLY REPORT OF REVENUE AND OTHER RECEIPTS
As at the Quarter Ending December 31, 2025


Department : State Universities and Colleges (SUCs)
 Agency/Entity : Iloilo State University of Fisheries Science and Technology
 Operating Unit : < not applicable >
 Organization Code (UACS) : 08 062 0000000
 Fund Cluster : 05 - Internally Generated Funds


Classification/Sources of Revenue and Other Receipts	UACS CODE	REVENUE TARGET (Annual) per BESF	Actual Revenue and Other Receipts Collections					Cumulative Remittance/Deposits to Date			Variance		Remarks
			1st Quarter Ending March 31	2nd Quarter Ending June 30	3rd Quarter Ending September 30	4th Quarter Ending December 31	Total	Remittance to BTr	Deposited with AGDB	Total	Amount	%	
1	2	3	4	5	6	7	8=(4+5+6+7)	9	10	11=(9+10)	12=(8-3)	13=(12/3)	14
Internally Generated Funds		98,025,000.00	6,589,365.94	61,542,599.84	6,419,697.30	37,629,229.05	112,180,892.13	0.00	112,180,892.13	112,180,892.13	14,155,892.13	14 %	
Non-Revenue Collections/Other Receipts		98,025,000.00	6,589,365.94	61,542,599.84	6,419,697.30	37,629,229.05	112,180,892.13	0.00	112,180,892.13	112,180,892.13	14,155,892.13	14 %	
Cash Receipts		98,025,000.00	6,589,365.94	61,542,599.84	6,419,697.30	37,629,229.05	112,180,892.13	0.00	112,180,892.13	112,180,892.13	14,155,892.13	14 %	
Non-Tax		98,025,000.00	6,589,365.94	61,542,599.84	6,419,697.30	37,629,229.05	112,180,892.13	0.00	112,180,892.13	112,180,892.13	14,155,892.13	14 %	
Registration Fees	4020102000	1,986,000.00	164,790.00	840,100.00	171,270.00	395,860.00	1,572,020.00	0.00	1,572,020.00	1,572,020.00	(413,980.00)	-21 %	
Clearance Fees	4020104001	54,000.00	0.00	0.00	0.00	0.00	0.00	0.00	0.00	0.00	(54,000.00)	-100 %	
Other Service Income	4020199099	2,983,000.00	2,420,659.75	2,475,560.50	1,896,442.00	466,967.00	7,259,629.25	0.00	7,259,629.25	7,259,629.25	4,276,629.25	143 %	
Tuition Fees	4020201001	57,776,000.00	2,800,260.50	30,404,945.01	3,096,733.00	29,626,381.28	65,928,319.79	0.00	65,928,319.79	65,928,319.79	8,152,319.79	14 %	
Income Collected from Students	4020201002	31,286,000.00	761,945.00	27,463,970.00	890,231.00	6,514,282.00	35,630,428.00	0.00	35,630,428.00	35,630,428.00	4,344,428.00	14 %	
Rent/Lease Income	4020205000	414,000.00	82,896.19	69,266.02	76,187.20	72,007.20	300,356.61	0.00	300,356.61	300,356.61	(113,643.39)	-27 %	
Income from Hostels/Dormitories and other Like facilities	4020213000	123,000.00	45,550.00	25,000.00	33,750.00	80,050.00	184,350.00	0.00	184,350.00	184,350.00	61,350.00	50 %	
Other Business Income	4020299099	3,403,000.00	313,264.50	263,758.31	255,084.10	473,681.57	1,305,788.48	0.00	1,305,788.48	1,305,788.48	(2,097,211.52)	-62 %	
GRAND TOTAL		98,025,000.00	6,589,365.94	61,542,599.84	6,419,697.30	37,629,229.05	112,180,892.13	0.00	112,180,892.13	112,180,892.13	14,155,892.13	14 %	

This report was generated using the Unified Reporting System; Status : SUBMITTED; Date Printed : 29/01/2026 08:46 ; Date of initial submission : January 29, 2026 8:39 AM; Date of final submission : January 29, 2026 8:39 AM

Certified Correct:

LEONELSON B. CORRAL, CPA
 Accountant III

Certified Correct:

ATTY. CHITO JOHN J. COLONIA, CPA
 Chief Administrative Officer-Finance

Recommending Approval By:

JESCEL B. BITON-ONON, DFT
 VP For Administration and Finance

Approved By:

NURDY D. SIASON JR, Ed. D., CESO VI
 University President