

SUMMARY OF APPROPRIATIONS, ALLOTMENTS, OBLIGATIONS, DISBURSEMENTS AND BALANCES BY OBJECT OF EXPENDITURES

As at the Quarter Ending March 31, 2026

Department : State Universities and Colleges (SUCs)  
 Agency/Entity : Iloilo State University of Fisheries Science and Technology  
 Operating Unit : < not applicable >  
 Organization Code (UACS) : 08 062 000000  
 Fund Cluster : 01 - Regular Agency Fund  
 (e.g. UACS Fund Cluster: 01-Regular Agency Fund, 02-Foreign Assisted Projects Fund, 03-Special Account-Locally Funded/Domestic Grants Fund, and 04-Special Account-Foreign Assisted/Foreign Grants Fund)

X	Current Year Appropriations
	Supplemental Appropriations
	Continuing Appropriations


Particulars	UACS CODE	Appropriations			Allotments					Obligations				Disbursements				Balances						
		Authorized Appropriations	Adjustments (Transfer To/From, Modifications/Augmentations)	Adjusted Appropriations	Allotments Received	Adjustments (Reductions, Modification s/ Augmentatio	Transfer To	Transfer From	Adjusted Allotments	1st Quarter Ending March 31	2nd Quarter Ending June 30	3rd Quarter Ending September 30	4th Quarter Ending December 31	Total	1st Quarter Ending March 31	2nd Quarter Ending June 30	3rd Quarter Ending September 30	4th Quarter Ending December 31	Total	Unreleased Appropriations	Unobligated Allotments	Unpaid Obligations (15-20)=(23+24)		
		3	4	5=(3+4)	6	7	8	9	10=((6+(-)7)-	11	12	13	14	15=(11+12+13	16	17	18	19	20=(16+17+18	21=(5-10)	22=(10-15)	23	24	
<b>SUMMARY</b>		<b>634,964,000.00</b>	<b>0.00</b>	<b>634,964,000.00</b>	<b>#####</b>	<b>0.00</b>	<b>0.00</b>	<b>0.00</b>	<b>600,207,000.00</b>	<b>107,055,270.92</b>	<b>0.00</b>	<b>0.00</b>	<b>0.00</b>	<b>107,055,270.92</b>	<b>95,419,756.97</b>	<b>0.00</b>	<b>0.00</b>	<b>0.00</b>	<b>0.00</b>	<b>95,419,756.97</b>	<b>34,757,000.00</b>	<b>493,151,729.08</b>	<b>11,635,513.95</b>	<b>0.00</b>
<b>A. AGENCY SPECIFIC BUDGET</b>		<b>601,076,000.00</b>	<b>0.00</b>	<b>601,076,000.00</b>	<b>#####</b>	<b>0.00</b>	<b>0.00</b>	<b>0.00</b>	<b>566,319,000.00</b>	<b>97,726,042.86</b>	<b>0.00</b>	<b>0.00</b>	<b>0.00</b>	<b>97,726,042.86</b>	<b>87,134,997.75</b>	<b>0.00</b>	<b>0.00</b>	<b>0.00</b>	<b>0.00</b>	<b>87,134,997.75</b>	<b>34,757,000.00</b>	<b>468,592,957.14</b>	<b>10,591,045.11</b>	<b>0.00</b>
<b>Personnel Services</b>		<b>389,202,000.00</b>	<b>0.00</b>	<b>389,202,000.00</b>	<b>#####</b>	<b>0.00</b>	<b>0.00</b>	<b>0.00</b>	<b>368,445,000.00</b>	<b>78,547,740.62</b>	<b>0.00</b>	<b>0.00</b>	<b>0.00</b>	<b>78,547,740.62</b>	<b>78,221,775.93</b>	<b>0.00</b>	<b>0.00</b>	<b>0.00</b>	<b>0.00</b>	<b>78,221,775.93</b>	<b>20,757,000.00</b>	<b>289,897,259.38</b>	<b>325,964.69</b>	<b>0.00</b>
<b>Salaries and Wages</b>		<b>285,213,000.00</b>	<b>0.00</b>	<b>285,213,000.00</b>	<b>#####</b>	<b>0.00</b>	<b>0.00</b>	<b>0.00</b>	<b>285,213,000.00</b>	<b>72,223,346.04</b>	<b>0.00</b>	<b>0.00</b>	<b>0.00</b>	<b>72,223,346.04</b>	<b>72,223,346.04</b>	<b>0.00</b>	<b>0.00</b>	<b>0.00</b>	<b>0.00</b>	<b>72,223,346.04</b>	<b>0.00</b>	<b>212,989,653.96</b>	<b>0.00</b>	<b>0.00</b>
Salaries and Wages - Regular	501010100	282,401,000.00	0.00	282,401,000.00	#####	0.00	0.00	0.00	282,401,000.00	71,719,600.97	0.00	0.00	0.00	71,719,600.97	71,719,600.97	0.00	0.00	0.00	0.00	71,719,600.97	0.00	210,681,399.03	0.00	0.00
Basic Salary - Civilian	501010100	282,401,000.00	0.00	282,401,000.00	#####	0.00	0.00	0.00	282,401,000.00	71,719,600.97	0.00	0.00	0.00	71,719,600.97	71,719,600.97	0.00	0.00	0.00	0.00	71,719,600.97	0.00	210,681,399.03	0.00	0.00
Salaries and Wages - Casual/Contractual	501010200	2,812,000.00	0.00	2,812,000.00	#####	0.00	0.00	0.00	2,812,000.00	503,745.07	0.00	0.00	0.00	503,745.07	503,745.07	0.00	0.00	0.00	0.00	503,745.07	0.00	2,308,254.93	0.00	0.00
<b>Other Compensation</b>		<b>70,604,000.00</b>	<b>0.00</b>	<b>70,604,000.00</b>	<b>#####</b>	<b>0.00</b>	<b>0.00</b>	<b>0.00</b>	<b>70,604,000.00</b>	<b>3,488,058.15</b>	<b>0.00</b>	<b>0.00</b>	<b>0.00</b>	<b>3,488,058.15</b>	<b>3,488,058.15</b>	<b>0.00</b>	<b>0.00</b>	<b>0.00</b>	<b>0.00</b>	<b>3,488,058.15</b>	<b>0.00</b>	<b>67,115,941.85</b>	<b>0.00</b>	<b>0.00</b>
Personal Economic Relief Allowance (PERA)	501020100	12,288,000.00	0.00	12,288,000.00	#####	0.00	0.00	0.00	12,288,000.00	3,113,559.99	0.00	0.00	0.00	3,113,559.99	3,113,559.99	0.00	0.00	0.00	0.00	3,113,559.99	0.00	9,174,440.01	0.00	0.00
PERA - Civilian	501020100	12,288,000.00	0.00	12,288,000.00	#####	0.00	0.00	0.00	12,288,000.00	3,113,559.99	0.00	0.00	0.00	3,113,559.99	3,113,559.99	0.00	0.00	0.00	0.00	3,113,559.99	0.00	9,174,440.01	0.00	0.00
Representation Allowance (RA)	501020200	192,000.00	0.00	192,000.00	#####	0.00	0.00	0.00	192,000.00	46,000.00	0.00	0.00	0.00	46,000.00	46,000.00	0.00	0.00	0.00	0.00	46,000.00	0.00	146,000.00	0.00	0.00
Transportation Allowance (TA)	501020300	192,000.00	0.00	192,000.00	#####	0.00	0.00	0.00	192,000.00	36,000.00	0.00	0.00	0.00	36,000.00	36,000.00	0.00	0.00	0.00	0.00	36,000.00	0.00	156,000.00	0.00	0.00
Transportation Allowance (TA)	501020300	192,000.00	0.00	192,000.00	#####	0.00	0.00	0.00	192,000.00	36,000.00	0.00	0.00	0.00	36,000.00	36,000.00	0.00	0.00	0.00	0.00	36,000.00	0.00	156,000.00	0.00	0.00
Clothing/Uniform Allowance	501020400	3,584,000.00	0.00	3,584,000.00	#####	0.00	0.00	0.00	3,584,000.00	0.00	0.00	0.00	0.00	0.00	0.00	0.00	0.00	0.00	0.00	0.00	0.00	3,584,000.00	0.00	0.00
Clothing/Uniform Allowance - Civilian	501020400	3,584,000.00	0.00	3,584,000.00	#####	0.00	0.00	0.00	3,584,000.00	0.00	0.00	0.00	0.00	0.00	0.00	0.00	0.00	0.00	0.00	0.00	0.00	3,584,000.00	0.00	0.00
Subsistence Allowance (SA)	501020500	144,000.00	0.00	144,000.00	#####	0.00	0.00	0.00	144,000.00	13,904.55	0.00	0.00	0.00	13,904.55	13,904.55	0.00	0.00	0.00	0.00	13,904.55	0.00	130,095.45	0.00	0.00
Subsistence Allowance - Magna Carta for Public Health Workers under R.A. 7305	501020500	144,000.00	0.00	144,000.00	#####	0.00	0.00	0.00	144,000.00	13,904.55	0.00	0.00	0.00	13,904.55	13,904.55	0.00	0.00	0.00	0.00	13,904.55	0.00	130,095.45	0.00	0.00
Laundry Allowance ( LA )	501020600	15,000.00	0.00	15,000.00	#####	0.00	0.00	0.00	15,000.00	1,929.61	0.00	0.00	0.00	1,929.61	1,929.61	0.00	0.00	0.00	0.00	1,929.61	0.00	13,070.39	0.00	0.00
Laundry Allowance - Magna Carta Benefits for Public Health Workers under R.A. 7305	501020600	15,000.00	0.00	15,000.00	#####	0.00	0.00	0.00	15,000.00	1,929.61	0.00	0.00	0.00	1,929.61	1,929.61	0.00	0.00	0.00	0.00	1,929.61	0.00	13,070.39	0.00	0.00
Honoraria	501021000	451,000.00	(231,000.00)	220,000.00	#####	(231,000.00)	0.00	0.00	220,000.00	0.00	0.00	0.00	0.00	0.00	0.00	0.00	0.00	0.00	0.00	0.00	0.00	220,000.00	0.00	0.00
Honoraria - Civilian	501021000	451,000.00	(231,000.00)	220,000.00	#####	(231,000.00)	0.00	0.00	220,000.00	0.00	0.00	0.00	0.00	0.00	0.00	0.00	0.00	0.00	0.00	0.00	0.00	220,000.00	0.00	0.00
Hazard Pay ( HP )	501021100	1,014,000.00	0.00	1,014,000.00	#####	0.00	0.00	0.00	1,014,000.00	199,664.00	0.00	0.00	0.00	199,664.00	199,664.00	0.00	0.00	0.00	0.00	199,664.00	0.00	814,336.00	0.00	0.00
HP - Magna Carta Benefits for Public Health Workers under R.A. 7305	501021100	1,014,000.00	0.00	1,014,000.00	#####	0.00	0.00	0.00	1,014,000.00	199,664.00	0.00	0.00	0.00	199,664.00	199,664.00	0.00	0.00	0.00	0.00	199,664.00	0.00	814,336.00	0.00	0.00
Overtime and Night Pay	501021200	538,000.00	0.00	538,000.00	#####	0.00	0.00	0.00	538,000.00	0.00	0.00	0.00	0.00	0.00	0.00	0.00	0.00	0.00	0.00	0.00	0.00	538,000.00	0.00	0.00
Night-shift Differential Pay	501021200	538,000.00	0.00	538,000.00	#####	0.00	0.00	0.00	538,000.00	0.00	0.00	0.00	0.00	0.00	0.00	0.00	0.00	0.00	0.00	0.00	0.00	538,000.00	0.00	0.00
Year End Bonus	501021300	23,533,000.00	0.00	23,533,000.00	#####	0.00	0.00	0.00	23,533,000.00	0.00	0.00	0.00	0.00	0.00	0.00	0.00	0.00	0.00	0.00	0.00	0.00	23,533,000.00	0.00	0.00
Bonus - Civilian	501021300	23,533,000.00	0.00	23,533,000.00	#####	0.00	0.00	0.00	23,533,000.00	0.00	0.00	0.00	0.00	0.00	0.00	0.00	0.00	0.00	0.00	0.00	0.00	23,533,000.00	0.00	0.00
Cash Gift	501021500	2,560,000.00	0.00	2,560,000.00	#####	0.00	0.00	0.00	2,560,000.00	0.00	0.00	0.00	0.00	0.00	0.00	0.00	0.00	0.00	0.00	0.00	0.00	2,560,000.00	0.00	0.00
Cash Gift - Civilian	501021500	2,560,000.00	0.00	2,560,000.00	#####	0.00	0.00	0.00	2,560,000.00	0.00	0.00	0.00	0.00	0.00	0.00	0.00	0.00	0.00	0.00	0.00	0.00	2,560,000.00	0.00	0.00
Mid-Year Bonus - Civilian	501021600	23,533,000.00	0.00	23,533,000.00	#####	0.00	0.00	0.00	23,533,000.00	0.00	0.00	0.00	0.00	0.00	0.00	0.00	0.00	0.00	0.00	0.00	0.00	23,533,000.00	0.00	0.00
Mid-Year Bonus - Civilian	501021600	23,533,000.00	0.00	23,533,000.00	#####	0.00	0.00	0.00	23,533,000.00	0.00	0.00	0.00	0.00	0.00	0.00	0.00	0.00	0.00	0.00	0.00	0.00	23,533,000.00	0.00	0.00
Other Bonuses and Allowances	501021900	2,560,000.00	231,000.00	2,791,000.00	#####	231,000.00	0.00	0.00	2,791,000.00	77,000.00	0.00	0.00	0.00	77,000.00	77,000.00	0.00	0.00	0.00	0.00	77,000.00	0.00	2,714,000.00	0.00	0.00
Per Diems - Civilian	501021900	0.00	231,000.00	231,000.00	#####	231,000.00	0.00	0.00	231,000.00	77,000.00	0.00	0.00	0.00	77,000.00	77,000.00	0.00	0.00	0.00	0.00	77,000.00	0.00	154,000.00	0.00	0.00
Productivity Enhancement Incentive - Civilian	501029901	2,560,000.00	0.00	2,560,000.00	#####	0.00	0.00	0.00	2,560,000.00	0.00	0.00	0.00	0.00	0.00	0.00	0.00	0.00	0.00	0.00	0.00	0.00	2,560,000.00	0.00	0.00
<b>Personnel Benefit Contributions</b>		<b>8,817,000.00</b>	<b>0.00</b>	<b>8,817,000.00</b>	<b>#####</b>	<b>0.00</b>	<b>0.00</b>	<b>0.00</b>	<b>8,817,000.00</b>	<b>2,221,533.46</b>	<b>0.00</b>	<b>0.00</b>	<b>0.00</b>	<b>2,221,533.46</b>	<b>1,895,568.77</b>	<b>0.00</b>								

Particulars	UACS CODE	Appropriations			Allotments					Obligations					Disbursements					Balances			
		Authorized Appropriations	Adjustments (Transfer To/From, Modifications/Augmentations)	Adjusted Appropriations	Allotments Received	Adjustments (Reductions, Modification s/ Augmentatio	Transfer To	Transfer From	Adjusted Allotments	1st Quarter	2nd Quarter	3rd Quarter	4th Quarter	Total	1st Quarter	2nd Quarter	3rd Quarter	4th Quarter	Total	Unreleased Appropriations	Unobligated Allotments	Unpaid Obligations (15-20)=(23+24)	
										Ending March 31	Ending June 30	Ending September 30	Ending December 31		Ending March 31	Ending June 30	Ending September 30	Ending December 31				Due and Demandable	Not Yet Due and Demandable
1	2	3	4	5=(3+4)	6	7	8	9	10=(6+(-17)-	11	12	13	14	15=(11+12+13	16	17	18	19	20=(16+17+1	21=(5-10)	22=(10-15)	23	24
Lump-sum for Step Increments - Length of Service	5010499010	705,000.00	0.00	705,000.00	705,000.00	0.00	0.00	0.00	705,000.00	41,055.48	0.00	0.00	0.00	41,055.48	41,055.48	0.00	0.00	0.00	41,055.48	0.00	663,944.52	0.00	0.00
Loyalty Award - Civilian	5010499010	365,000.00	0.00	365,000.00	365,000.00	0.00	0.00	0.00	365,000.00	120,000.00	0.00	0.00	0.00	120,000.00	120,000.00	0.00	0.00	0.00	120,000.00	0.00	245,000.00	0.00	0.00
<b>Maintenance and Other Operating Expenses</b>		<b>191,874,000.00</b>	<b>0.00</b>	<b>191,874,000.00</b>	<b>191,874,000.00</b>	<b>0.00</b>	<b>0.00</b>	<b>0.00</b>	<b>191,874,000.00</b>	<b>11,228,286.75</b>	<b>0.00</b>	<b>0.00</b>	<b>0.00</b>	<b>11,228,286.75</b>	<b>8,913,221.82</b>	<b>0.00</b>	<b>0.00</b>	<b>0.00</b>	<b>8,913,221.82</b>	<b>2,000,000.00</b>	<b>178,645,713.25</b>	<b>2,315,064.93</b>	<b>0.00</b>
<b>Traveling Expenses</b>		<b>2,386,000.00</b>	<b>0.00</b>	<b>2,386,000.00</b>	<b>2,386,000.00</b>	<b>0.00</b>	<b>0.00</b>	<b>0.00</b>	<b>2,386,000.00</b>	<b>164,410.89</b>	<b>0.00</b>	<b>0.00</b>	<b>0.00</b>	<b>164,410.89</b>	<b>164,410.89</b>	<b>0.00</b>	<b>0.00</b>	<b>0.00</b>	<b>164,410.89</b>	<b>0.00</b>	<b>2,221,589.11</b>	<b>0.00</b>	<b>0.00</b>
Traveling Expenses - Local	5020101000	2,386,000.00	0.00	2,386,000.00	2,386,000.00	0.00	0.00	0.00	2,386,000.00	164,410.89	0.00	0.00	0.00	164,410.89	164,410.89	0.00	0.00	0.00	164,410.89	0.00	2,221,589.11	0.00	0.00
<b>Training and Scholarship Expenses</b>		<b>3,241,000.00</b>	<b>0.00</b>	<b>3,241,000.00</b>	<b>3,241,000.00</b>	<b>0.00</b>	<b>0.00</b>	<b>0.00</b>	<b>3,241,000.00</b>	<b>205,426.64</b>	<b>0.00</b>	<b>0.00</b>	<b>0.00</b>	<b>205,426.64</b>	<b>114,080.00</b>	<b>0.00</b>	<b>0.00</b>	<b>0.00</b>	<b>114,080.00</b>	<b>0.00</b>	<b>3,035,573.36</b>	<b>91,346.64</b>	<b>0.00</b>
Training Expenses	5020201000	3,241,000.00	0.00	3,241,000.00	3,241,000.00	0.00	0.00	0.00	3,241,000.00	205,426.64	0.00	0.00	0.00	205,426.64	114,080.00	0.00	0.00	0.00	114,080.00	0.00	3,035,573.36	91,346.64	0.00
Training Expenses	5020201000	3,241,000.00	0.00	3,241,000.00	3,241,000.00	0.00	0.00	0.00	3,241,000.00	205,426.64	0.00	0.00	0.00	205,426.64	114,080.00	0.00	0.00	0.00	114,080.00	0.00	3,035,573.36	91,346.64	0.00
<b>Supplies and Materials Expenses</b>		<b>14,385,000.00</b>	<b>0.00</b>	<b>14,385,000.00</b>	<b>14,385,000.00</b>	<b>0.00</b>	<b>0.00</b>	<b>0.00</b>	<b>14,385,000.00</b>	<b>3,308,552.55</b>	<b>0.00</b>	<b>0.00</b>	<b>0.00</b>	<b>3,308,552.55</b>	<b>1,440,374.25</b>	<b>0.00</b>	<b>0.00</b>	<b>0.00</b>	<b>1,440,374.25</b>	<b>0.00</b>	<b>11,076,447.45</b>	<b>1,868,178.30</b>	<b>0.00</b>
Office Supplies Expenses	5020301000	7,037,000.00	0.00	7,037,000.00	7,037,000.00	0.00	0.00	0.00	7,037,000.00	1,742,774.80	0.00	0.00	0.00	1,742,774.80	1,051,211.50	0.00	0.00	0.00	1,051,211.50	0.00	5,294,225.20	691,563.30	0.00
Office Supplies Expenses	5020301000	7,037,000.00	0.00	7,037,000.00	7,037,000.00	0.00	0.00	0.00	7,037,000.00	1,742,774.80	0.00	0.00	0.00	1,742,774.80	1,051,211.50	0.00	0.00	0.00	1,051,211.50	0.00	5,294,225.20	691,563.30	0.00
Fuel, Oil and Lubricants Expenses	5020309000	1,540,000.00	0.00	1,540,000.00	1,540,000.00	0.00	0.00	0.00	1,540,000.00	375,080.75	0.00	0.00	0.00	375,080.75	375,080.75	0.00	0.00	0.00	375,080.75	0.00	1,164,919.25	0.00	0.00
Semi-Expendable Furniture, Fixtures and Books	5020322000	3,633,000.00	0.00	3,633,000.00	3,633,000.00	0.00	0.00	0.00	3,633,000.00	1,176,615.00	0.00	0.00	0.00	1,176,615.00	0.00	0.00	0.00	0.00	0.00	0.00	2,456,385.00	1,176,615.00	0.00
Furniture and Fixtures	5020322000	3,633,000.00	0.00	3,633,000.00	3,633,000.00	0.00	0.00	0.00	3,633,000.00	1,176,615.00	0.00	0.00	0.00	1,176,615.00	0.00	0.00	0.00	0.00	0.00	0.00	2,456,385.00	1,176,615.00	0.00
Other Supplies and Materials Expenses	5020399000	2,175,000.00	0.00	2,175,000.00	2,175,000.00	0.00	0.00	0.00	2,175,000.00	14,082.00	0.00	0.00	0.00	14,082.00	14,082.00	0.00	0.00	0.00	14,082.00	0.00	2,160,918.00	0.00	0.00
<b>Utility Expenses</b>		<b>10,947,000.00</b>	<b>0.00</b>	<b>10,947,000.00</b>	<b>10,947,000.00</b>	<b>0.00</b>	<b>0.00</b>	<b>0.00</b>	<b>10,947,000.00</b>	<b>2,754,078.04</b>	<b>0.00</b>	<b>0.00</b>	<b>0.00</b>	<b>2,754,078.04</b>	<b>2,595,018.11</b>	<b>0.00</b>	<b>0.00</b>	<b>0.00</b>	<b>2,595,018.11</b>	<b>0.00</b>	<b>8,192,921.96</b>	<b>159,059.93</b>	<b>0.00</b>
Water Expenses	5020401000	3,086,000.00	0.00	3,086,000.00	3,086,000.00	0.00	0.00	0.00	3,086,000.00	242,309.40	0.00	0.00	0.00	242,309.40	217,318.00	0.00	0.00	0.00	217,318.00	0.00	2,843,690.60	24,991.40	0.00
Electricity Expenses	5020402000	7,861,000.00	0.00	7,861,000.00	7,861,000.00	0.00	0.00	0.00	7,861,000.00	2,511,768.64	0.00	0.00	0.00	2,511,768.64	2,377,700.11	0.00	0.00	0.00	2,377,700.11	0.00	5,349,231.36	134,068.53	0.00
<b>Communication Expenses</b>		<b>2,962,000.00</b>	<b>0.00</b>	<b>2,962,000.00</b>	<b>2,962,000.00</b>	<b>0.00</b>	<b>0.00</b>	<b>0.00</b>	<b>2,962,000.00</b>	<b>740,055.79</b>	<b>0.00</b>	<b>0.00</b>	<b>0.00</b>	<b>740,055.79</b>	<b>740,055.79</b>	<b>0.00</b>	<b>0.00</b>	<b>0.00</b>	<b>740,055.79</b>	<b>0.00</b>	<b>2,221,944.21</b>	<b>0.00</b>	<b>0.00</b>
Telephone Expenses	5020502000	1,713,000.00	0.00	1,713,000.00	1,713,000.00	0.00	0.00	0.00	1,713,000.00	182,275.00	0.00	0.00	0.00	182,275.00	182,275.00	0.00	0.00	0.00	182,275.00	0.00	1,530,725.00	0.00	0.00
Mobile	5020502000	1,713,000.00	0.00	1,713,000.00	1,713,000.00	0.00	0.00	0.00	1,713,000.00	182,275.00	0.00	0.00	0.00	182,275.00	182,275.00	0.00	0.00	0.00	182,275.00	0.00	1,530,725.00	0.00	0.00
Internet Subscription Expenses	5020503000	1,249,000.00	0.00	1,249,000.00	1,249,000.00	0.00	0.00	0.00	1,249,000.00	557,780.79	0.00	0.00	0.00	557,780.79	557,780.79	0.00	0.00	0.00	557,780.79	0.00	691,219.21	0.00	0.00
<b>Survey, Research, Exploration and Development Expenses</b>		<b>2,000,000.00</b>	<b>0.00</b>	<b>2,000,000.00</b>	<b>2,000,000.00</b>	<b>0.00</b>	<b>0.00</b>	<b>0.00</b>	<b>2,000,000.00</b>	<b>0.00</b>	<b>0.00</b>	<b>0.00</b>	<b>0.00</b>	<b>0.00</b>	<b>0.00</b>	<b>0.00</b>	<b>0.00</b>	<b>0.00</b>	<b>0.00</b>	<b>2,000,000.00</b>	<b>0.00</b>	<b>0.00</b>	<b>0.00</b>
Research, Exploration and Development Expenses	5020702000	2,000,000.00	0.00	2,000,000.00	2,000,000.00	0.00	0.00	0.00	2,000,000.00	0.00	0.00	0.00	0.00	0.00	0.00	0.00	0.00	0.00	0.00	2,000,000.00	0.00	0.00	0.00
Research, Exploration and Development Expenses	5020702002	2,000,000.00	0.00	2,000,000.00	2,000,000.00	0.00	0.00	0.00	2,000,000.00	0.00	0.00	0.00	0.00	0.00	0.00	0.00	0.00	0.00	0.00	2,000,000.00	0.00	0.00	0.00
<b>Confidential, Intelligence and Extraordinary</b>		<b>126,000.00</b>	<b>0.00</b>	<b>126,000.00</b>	<b>126,000.00</b>	<b>0.00</b>	<b>0.00</b>	<b>0.00</b>	<b>126,000.00</b>	<b>33,900.00</b>	<b>0.00</b>	<b>0.00</b>	<b>0.00</b>	<b>33,900.00</b>	<b>33,900.00</b>	<b>0.00</b>	<b>0.00</b>	<b>0.00</b>	<b>33,900.00</b>	<b>0.00</b>	<b>92,100.00</b>	<b>0.00</b>	<b>0.00</b>
Extraordinary and Miscellaneous Expenses	5021003000	126,000.00	0.00	126,000.00	126,000.00	0.00	0.00	0.00	126,000.00	33,900.00	0.00	0.00	0.00	33,900.00	33,900.00	0.00	0.00	0.00	33,900.00	0.00	92,100.00	0.00	0.00
<b>Professional Services</b>		<b>496,000.00</b>	<b>0.00</b>	<b>496,000.00</b>	<b>496,000.00</b>	<b>0.00</b>	<b>0.00</b>	<b>0.00</b>	<b>496,000.00</b>	<b>176,400.00</b>	<b>0.00</b>	<b>0.00</b>	<b>0.00</b>	<b>176,400.00</b>	<b>176,400.00</b>	<b>0.00</b>	<b>0.00</b>	<b>0.00</b>	<b>176,400.00</b>	<b>0.00</b>	<b>319,600.00</b>	<b>0.00</b>	<b>0.00</b>
Other Professional Services	5021199000	496,000.00	0.00	496,000.00	496,000.00	0.00	0.00	0.00	496,000.00	176,400.00	0.00	0.00	0.00	176,400.00	176,400.00	0.00	0.00	0.00	176,400.00	0.00	319,600.00	0.00	0.00
<b>General Services</b>		<b>4,254,000.00</b>	<b>0.00</b>	<b>4,254,000.00</b>	<b>4,254,000.00</b>	<b>0.00</b>	<b>0.00</b>	<b>0.00</b>	<b>4,254,000.00</b>	<b>2,580,116.95</b>	<b>0.00</b>	<b>0.00</b>	<b>0.00</b>	<b>2,580,116.95</b>	<b>2,580,116.95</b>	<b>0.00</b>	<b>0.00</b>	<b>0.00</b>	<b>2,580,116.95</b>	<b>0.00</b>	<b>1,673,883.05</b>	<b>0.00</b>	<b>0.00</b>
Other General Services	5021299000	4,254,000.00	0.00	4,254,000.00	4,254,000.00	0.00	0.00	0.00	4,254,000.00	2,580,116.95	0.00	0.00	0.00	2,580,116.95	2,580,116.95	0.00	0.00	0.00	2,580,116.95	0.00	1,673,883.05	0.00	0.00
Other General Services	5021299009	4,254,000.00	0.00	4,254,000.00	4,254,000.00	0.00	0.00	0.00	4,254,000.00	2,580,116.95	0.00	0.00	0.00	2,580,116.95	2,580,116.95	0.00	0.00	0.00	2,580,116.95	0.00	1,673,883.05	0.00	0.00
<b>Repairs and Maintenance</b>		<b>6,709,000.00</b>	<b>0.00</b>	<b>6,709,000.00</b>	<b>6,709,000.00</b>	<b>0.00</b>	<b>0.00</b>	<b>0.00</b>	<b>6,709,000.00</b>	<b>159,185.00</b>	<b>0.00</b>	<b>0.00</b>	<b>0.00</b>	<b>159,185.00</b>	<b>80,494.00</b>	<b>0.00</b>	<b>0.00</b>	<b>0.00</b>	<b>80,494.00</b>	<b>0.00</b>	<b>6,549,915.00</b>	<b>78,691.00</b>	<b>0.00</b>
Repairs and Maintenance - Buildings and Other	5021304000	5,522,000.00	0.00	5,522,000.00	5,522,000.00	0.00	0.00	0.00	5,522,000.00	52,330.00	0.00	0.00	0.00	52,330.00	4,039.00	0.00	0.00	0.00	4,039.00				

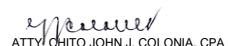
Particulars	UACS CODE	Appropriations			Allotments					Obligations					Disbursements					Balances				
		Authorized Appropriations	Adjustments (Transfer To/From, Modifications, Augmentations)	Adjusted Appropriations	Allotments Received	Adjustments (Reductions, Modifications, Augmentations)	Transfer To	Transfer From	Adjusted Allotments	1st Quarter Ending March 31	2nd Quarter Ending June 30	3rd Quarter Ending September 30	4th Quarter Ending December 31	Total	1st Quarter Ending March 31	2nd Quarter Ending June 30	3rd Quarter Ending September 30	4th Quarter Ending December 31	Total	Unreleased Appropriations	Unobligated Allotments	Unpaid Obligations (15-20)=(23+24)		
																						Due and Demandable	Not Yet Due and Demandable	
1	2	3	4	5=(3+4)	6	7	8	9	10=[(6+(-17)-	11	12	13	14	15=(11+12+13	16	17	18	19	20=(16+17+1	21=(5-10)	22=(10-15)	23	24	
Transportation and Delivery	502990400	91,000.00	0.00	91,000.00	91,000.00	0.00	0.00	0.00	91,000.00	0.00	0.00	0.00	0.00	0.00	0.00	0.00	0.00	0.00	0.00	0.00	0.00	91,000.00	0.00	0.00
Membership Dues and Contributions to	502990600	638,000.00	0.00	638,000.00	638,000.00	0.00	0.00	0.00	638,000.00	25,000.00	0.00	0.00	0.00	25,000.00	25,000.00	0.00	0.00	0.00	25,000.00	0.00	613,000.00	0.00	0.00	
Subscription Expenses	502990700	542,000.00	0.00	542,000.00	542,000.00	0.00	0.00	0.00	542,000.00	248,673.88	0.00	0.00	0.00	248,673.88	248,673.88	0.00	0.00	0.00	248,673.88	0.00	293,326.12	0.00	0.00	
Library and Other Reading Materials Subscription Expenses	502990700	542,000.00	0.00	542,000.00	542,000.00	0.00	0.00	0.00	542,000.00	248,673.88	0.00	0.00	0.00	248,673.88	248,673.88	0.00	0.00	0.00	248,673.88	0.00	293,326.12	0.00	0.00	
<b>Capital Outlays</b>		<b>20,000,000.00</b>	<b>0.00</b>	<b>20,000,000.00</b>	<b>8,000,000.00</b>	<b>0.00</b>	<b>0.00</b>	<b>0.00</b>	<b>8,000,000.00</b>	<b>7,950,015.49</b>	<b>0.00</b>	<b>0.00</b>	<b>0.00</b>	<b>7,950,015.49</b>	<b>0.00</b>	<b>0.00</b>	<b>0.00</b>	<b>0.00</b>	<b>0.00</b>	<b>12,000,000.00</b>	<b>49,984.51</b>	<b>7,950,015.49</b>	<b>0.00</b>	
<b>Property, Plant and Equipment Outlay</b>		<b>20,000,000.00</b>	<b>0.00</b>	<b>20,000,000.00</b>	<b>8,000,000.00</b>	<b>0.00</b>	<b>0.00</b>	<b>0.00</b>	<b>8,000,000.00</b>	<b>7,950,015.49</b>	<b>0.00</b>	<b>0.00</b>	<b>0.00</b>	<b>7,950,015.49</b>	<b>0.00</b>	<b>0.00</b>	<b>0.00</b>	<b>0.00</b>	<b>0.00</b>	<b>12,000,000.00</b>	<b>49,984.51</b>	<b>7,950,015.49</b>	<b>0.00</b>	
Buildings and Other Structures	500040400	20,000,000.00	0.00	20,000,000.00	8,000,000.00	0.00	0.00	0.00	8,000,000.00	7,950,015.49	0.00	0.00	0.00	7,950,015.49	0.00	0.00	0.00	0.00	0.00	12,000,000.00	49,984.51	7,950,015.49	0.00	
School Buildings	500040400	20,000,000.00	0.00	20,000,000.00	8,000,000.00	0.00	0.00	0.00	8,000,000.00	7,950,015.49	0.00	0.00	0.00	7,950,015.49	0.00	0.00	0.00	0.00	0.00	12,000,000.00	49,984.51	7,950,015.49	0.00	
<b>B. AUTOMATIC APPROPRIATIONS</b>		<b>33,888,000.00</b>	<b>0.00</b>	<b>33,888,000.00</b>	<b>33,888,000.00</b>	<b>0.00</b>	<b>0.00</b>	<b>0.00</b>	<b>33,888,000.00</b>	<b>9,329,228.06</b>	<b>0.00</b>	<b>0.00</b>	<b>0.00</b>	<b>9,329,228.06</b>	<b>8,284,759.22</b>	<b>0.00</b>	<b>0.00</b>	<b>0.00</b>	<b>8,284,759.22</b>	<b>0.00</b>	<b>24,558,771.94</b>	<b>1,044,468.84</b>	<b>0.00</b>	
Retirement and Life Insurance Premiums		33,888,000.00	0.00	33,888,000.00	33,888,000.00	0.00	0.00	0.00	33,888,000.00	9,329,228.06	0.00	0.00	0.00	9,329,228.06	8,284,759.22	0.00	0.00	0.00	8,284,759.22	0.00	24,558,771.94	1,044,468.84	0.00	
<b>GRAND TOTAL</b>		<b>634,964,000.00</b>	<b>0.00</b>	<b>634,964,000.00</b>	<b>#####</b>	<b>0.00</b>	<b>0.00</b>	<b>0.00</b>	<b>600,207,000.00</b>	<b>107,055,270.92</b>	<b>0.00</b>	<b>0.00</b>	<b>0.00</b>	<b>107,055,270.92</b>	<b>95,419,756.97</b>	<b>0.00</b>	<b>0.00</b>	<b>0.00</b>	<b>95,419,756.97</b>	<b>34,757,000.00</b>	<b>493,151,729.08</b>	<b>11,635,513.95</b>	<b>0.00</b>	

This report was generated using the Unified Reporting System; Status : SUBMITTED; Date Printed : April 26, 2026 9:25 PM; Date of initial submission : April 21, 2026 2:35 PM; Date of final submission : April 21, 2026 2:35 PM

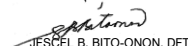
Certified correct:

  
MELVIN PUYONG  
Budget Officer III

Certified correct:

  
ATTY CHITO JOHN J. COLONIA, CPA  
Chief Administrative Officer- Finance

Recommending approval by:

  
JESCEL B. BITO-ONON, DFT  
Vice President for Administration and Finance

Approved by:

  
NORDY D. SIASON JR., Ed.D. CESO VI  
University President