

QUARTERLY PHYSICAL REPORT OF OPERATION
As of March 31, 2025


Department : State Universities and Colleges (SUCs)
 Agency/Entity : Iloilo State University of Fisheries Science and Technology
 Operating Unit : < not applicable >
 Organization Code (UACS) : 08 062 0000000

Particulars	UACS CODE	Physical Target (Budget Year)					Physical Accomplishment (Budget Year)					Variance as of March 31, 2025	Remarks
		1st Quarter	2nd Quarter	3rd Quarter	4th Quarter	Total	1st Quarter	2nd Quarter	3rd Quarter	4th Quarter	Total		
1	2	3	4	5	6	7	8	9	10	11	12	13	14
HIGHER EDUCATION PROGRAM	5101000000000000												
OO : Relevant and quality tertiary education ensured to achieve inclusive growth and access of Outcome Indicator(s)													
1. Percentage of first-time licensure exam takers that pass the licensure exams			60.00%	60.00%		60.00%	-						
2. Percentage of graduates (2 years prior) that are employed			75.00%	75.00%		75.00%	75.12% (477/635)						
Output Indicator(s)													
1. Percentage of undergraduate students enrolled in CHED-identified and RDC-identified priority programs			95.00%	95.00%		95.00%	85.29% (6626/7769)						
2. Percentage of undergraduate programs with accreditation			90.00%			90.00%	96.42% (27/28)						
RESEARCH PROGRAM	5202000000000000												
OO : Higher education research improved to promote economic productivity and innovation Outcome Indicator(s)													
1. Number of research outputs in the last three years utilized by the industry or by other beneficiaries		4	5	11	6	26	4						
Output Indicator(s)													
1. Number of research outputs completed within the year		10	25	39	25	99	10						
2. Percentage of research outputs published in internationally-refereed or CHED recognized journal within the year			2.00%	3.00%	3.00%	8.00%	-						


Particulars	UACS CODE	Physical Target (Budget Year)					Physical Accomplishment (Budget Year)					Variance as of March 31, 2025	Remarks
		1st Quarter	2nd Quarter	3rd Quarter	4th Quarter	Total	1st Quarter	2nd Quarter	3rd Quarter	4th Quarter	Total		
1	2	3	4	5	6	7	8	9	10	11	12	13	14
TECHNICAL ADVISORY EXTENSION PROGRAM	3301000000000000												
OO : Community engagement increased													
Outcome Indicator(s)													
1. Number of active partnerships with LGUs, industries, NGOs, NGAs, SMEs, and other stakeholders as a result of extension activities		6	6	4	-	16	4						
Output Indicator(s)													
1. Number of trainees weighted by the length of training		1,200	1,200	1,200	920	4,520	900						
2. Number of extension programs organized and supported consistent with the SUC's mandated and priority programs		6	6	5	5	22	4						
3. Percentage of beneficiaries who rate the training course/s as satisfactory or higher in terms of quality and relevance		100.00%	100.00%	100.00%	100.00%	100.00%	100% (650/650)						

This report was generated using the Unified Reporting System on April 29, 2025 11:46 AM; Status : SUBMITTED


Prepared by:


EDMER D. BERNARDO, Ph.D.
 Director, Planning Office

In Coordination with:


JOHNNY B. DOLOR, Ed.D.
 Vice President for Administrative Affairs

Approved by:


NORDY B. SIASON JR., Ed.D. CESO VI
 SUC President II